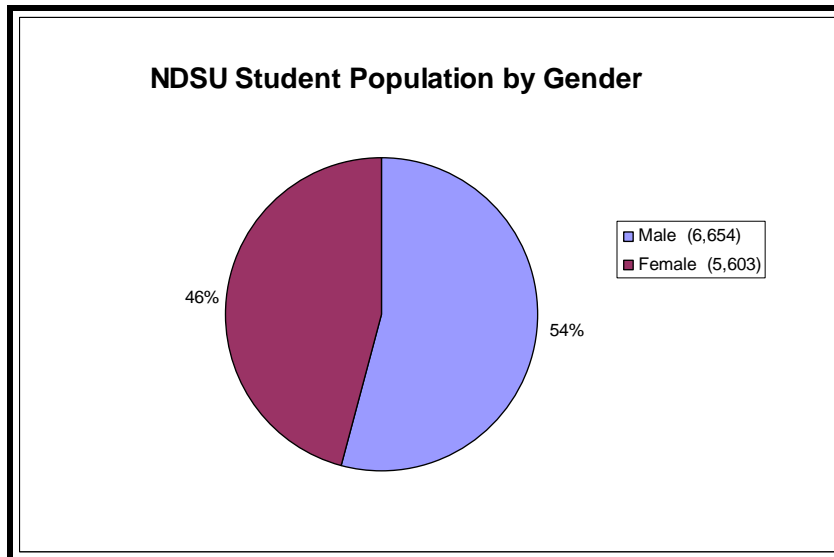
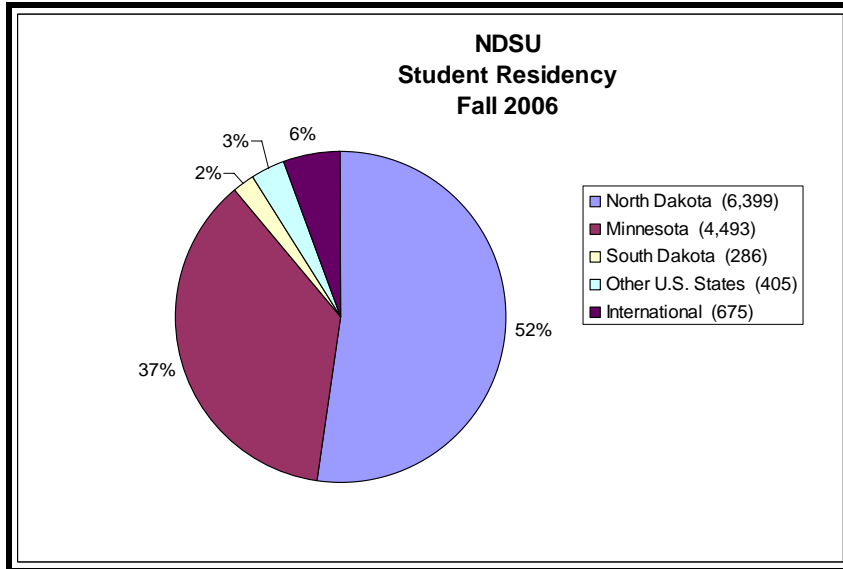


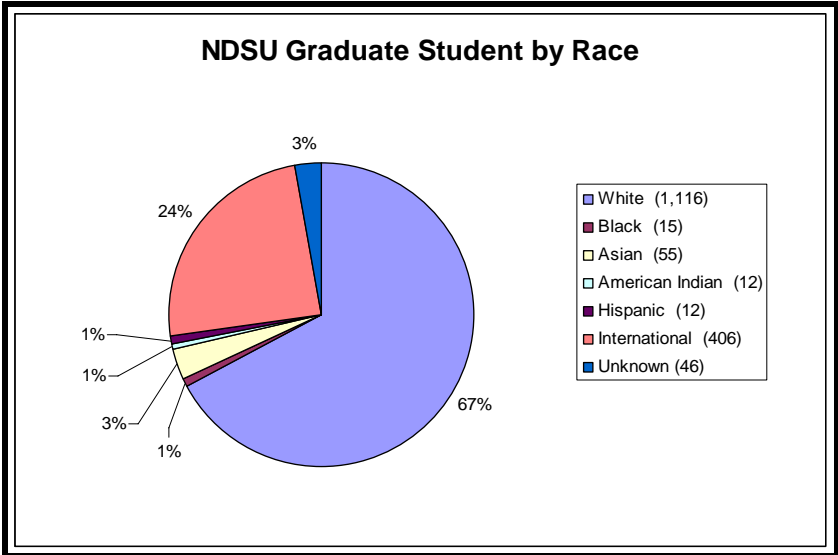
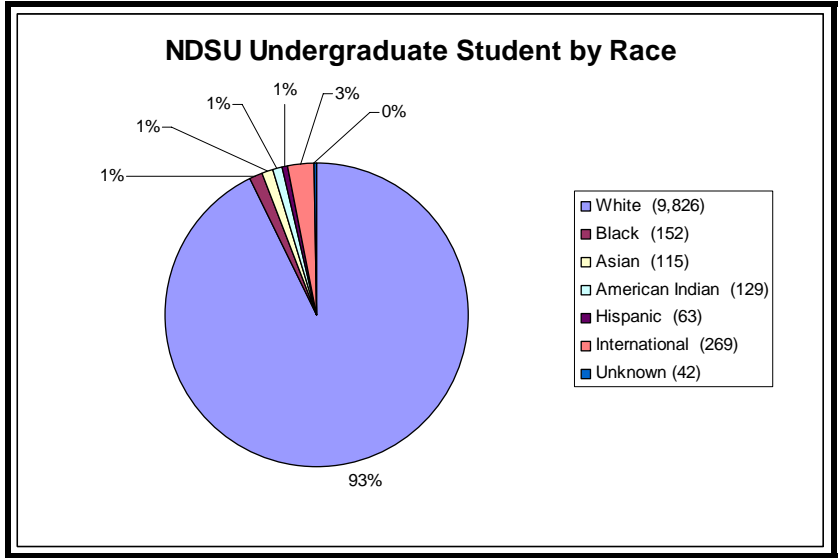
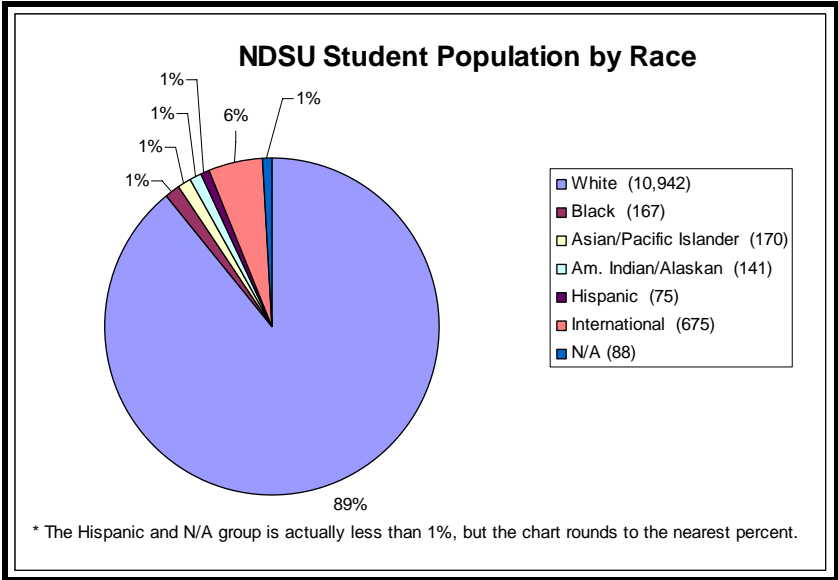
# NDSU Student Demographic Information

## Fall 2006

### NDSU Student Facts

- Of the 12,258 students at NDSU,.....
  - 25% are Freshman, 20% Sophomore, 16% Junior, 25% Senior, & 14% Grad. Students. 6% of all students are transfer students.
  - 82% are fulltime students (10,053) and 18% part-time students (2,205)
  - 80 are veterans, 10,022 are not veterans, while 2156 did not report
  - 44 of the 50 U.S. States are represented. The only 6 States not represented at NDSU are Arkansas, Connecticut, Indiana, New Hampshire, New Mexico, & West Virginia.
  - 49% of NDSU's 675 international students come from India (258) and China (72)
  - NDSU's international students come from 74 different countries, they are:  
 Angola, Argentina, Armenia, Australia, Bangladesh, Belize, Brazil, Bulgaria, Cameroon, Canada, Chile, China, Colombia, Cote D'Ivo, Croatia, Czech Republic, Ecuador, Egypt, Ethiopia, Germany, Ghana, Guatemala, Guyana, Haiti, Hong Kong, India, Indonesia, Iran, Japan, Jordan, Kazakstan, Kenya, Kuwait, Kyrgyzstan, Latvia, Madagascar, Malaysia, Malta, Mexico, Montserrat, Morocco, Namibia, Nicaragua, Nigeria, Nepal, North Korea, Norway, Oman, Pakistan, Peru, Philippine, Poland, Portugal, Russian Fjord, Saudi Arabia, Serbia, Singapore, South Africa, South Korea, Spain, Sri Lanka, Sweden, Taiwan, Tanzania, Thailand, Turkey, Turkmenstn., Uganda, Ukraine, United Kingdom, Uruguay, Uzbekistan, West Bank, Zimbabwe.





(All the above graphs represent fulltime and part-time students combined)

**NDSU College Facts**

- Of the eight colleges on campus,.....
  - Engineering & Architecture has the most undergraduate students with 2,533
  - University Studies has the least undergraduate students with 882
  - Human Development & Education has the most graduate students with 361
  - Pharmacy has the least number of graduate students with 47
  - The colleges with the most disparity in their gender ratio for all students is Engineering & Architecture with 2,161 men:372 women and Human Development & Education 411 men:1,236 women

