



# National Survey of Student Engagement



## High (research)

Univ of Alaska Fairbanks  
Univ of Arkansas-Main Campus  
Univ of Idaho  
Univ of Maine  
Univ of Nevada-Reno  
Univ of Rhode Island  
Clemson Univ  
Univ of Vermont  
Univ of Wyoming

## Very High (research)

Univ of Connecticut  
Univ of Delaware  
Iowa State Univ  
Univ of Kentucky  
Univ of Nebraska - Lincoln  
Univ of Tennessee - Knoxville

Iowa State Univ  
Univ of Northern Iowa  
Emporia State Univ  
Fort Hayes State Univ  
Univ of Kansas  
Kansas State Univ  
Pittsburgh State Univ  
Washburn Univ  
Wichita State Univ  
Minnesota State Univ - Mankato  
Univ of Minnesota - Crookston  
Univ of Minnesota - Duluth  
Saint Cloud State Univ  
Harris-Stowe State Univ  
Missouri Southern State Univ

## Regional Institutions

Missouri Western State Univ  
Univ of Missouri - Kansas City  
Univ of Missouri - St. Louis  
Northwest Missouri State Univ  
Missouri State Univ  
Chadron State College  
Univ of Nebraska - Kearney  
Univ of Nebraska - Lincoln  
Dickinson State Univ  
Mayville State Univ  
Minot State Univ  
Univ of North Dakota  
Valley City State Univ  
South Dakota School of Mines  
and Technology

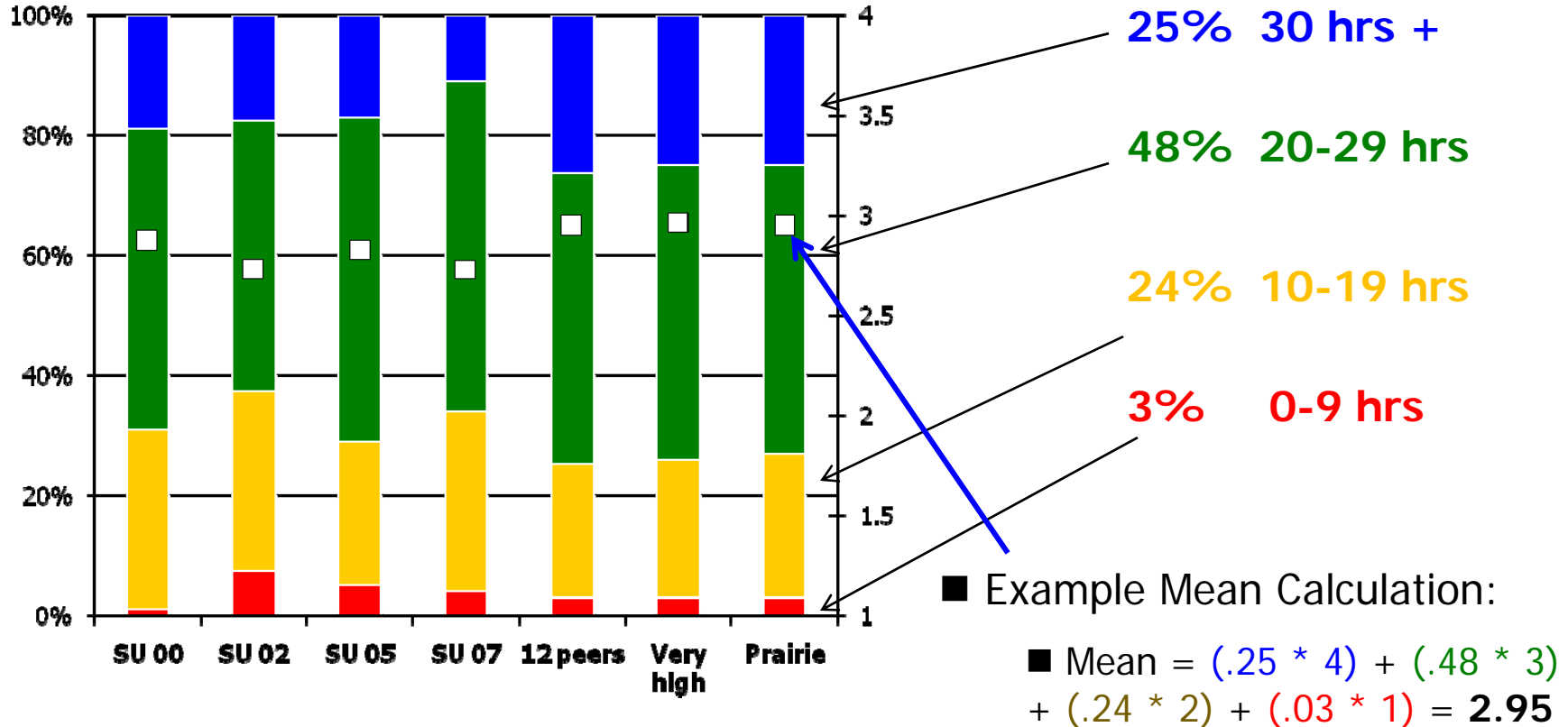
# National Survey of Student Engagement

Shown below is a demonstration of how "Means" are calculated. The "Means" term refers to the weighted mean of responses, not the actual mean of the construct being measured. For example, for a slide that presents response data for *hours spent studying*, the mean term does not describe the average number of hours spent studying, but rather the weighted average of responses to that survey item. In the illustration below, Mean = 2.95. This indicates that the "average response" to this survey question was 2.95 (as opposed to suggesting that respondents studied 2.95 hours per week on average).



## Hours Spent Studying (per week)

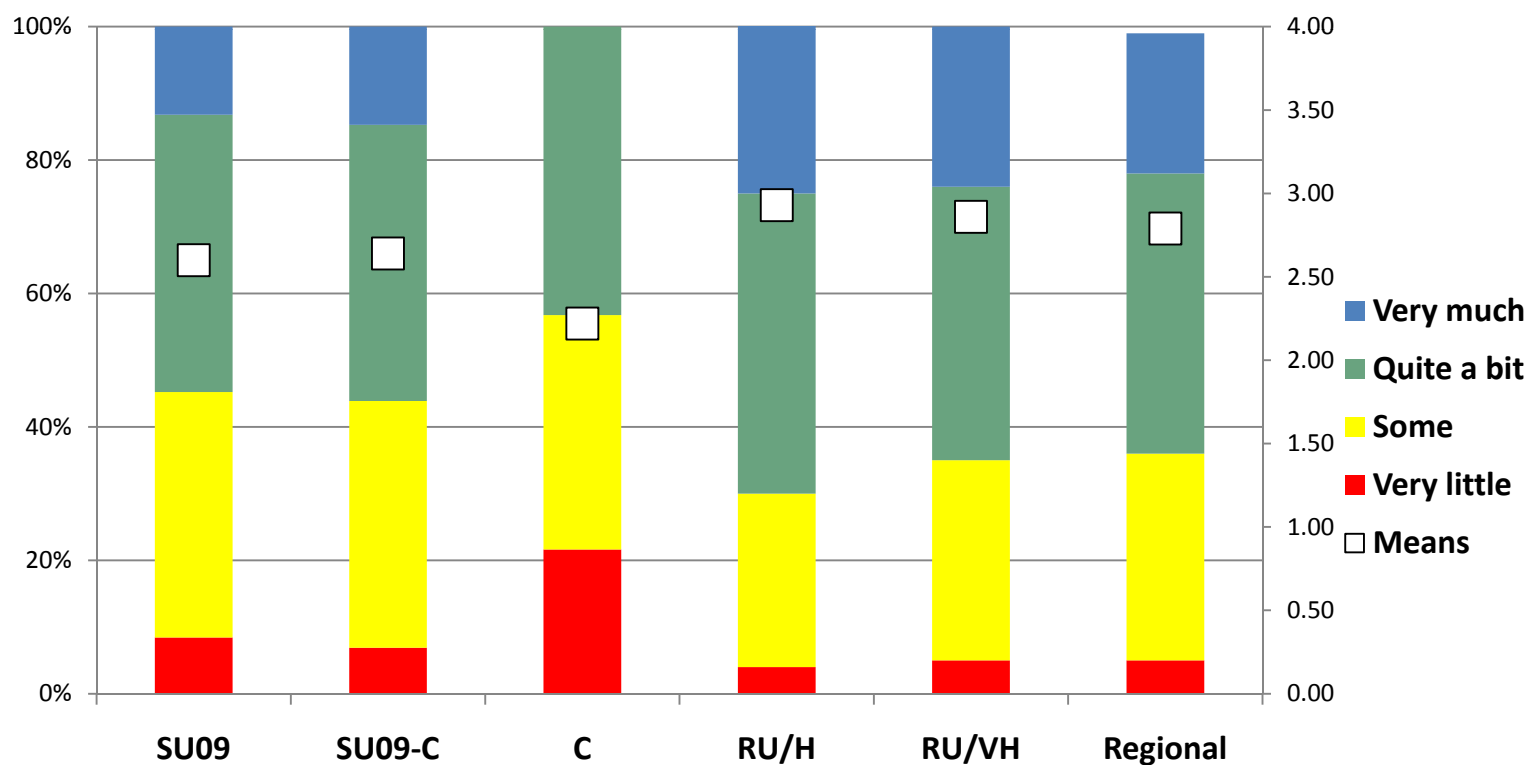
*\* This is a hypothetical illustration, and does not represent real data.*



**NSSE 2009 – First-Year**  
**Level of Academic Challenge**  
**College: Undeclared/University Studies**



*During the current school year, how much has your coursework emphasized synthesizing and organizing ideas, information, or experiences into new, more complex interpretations and relationships?*



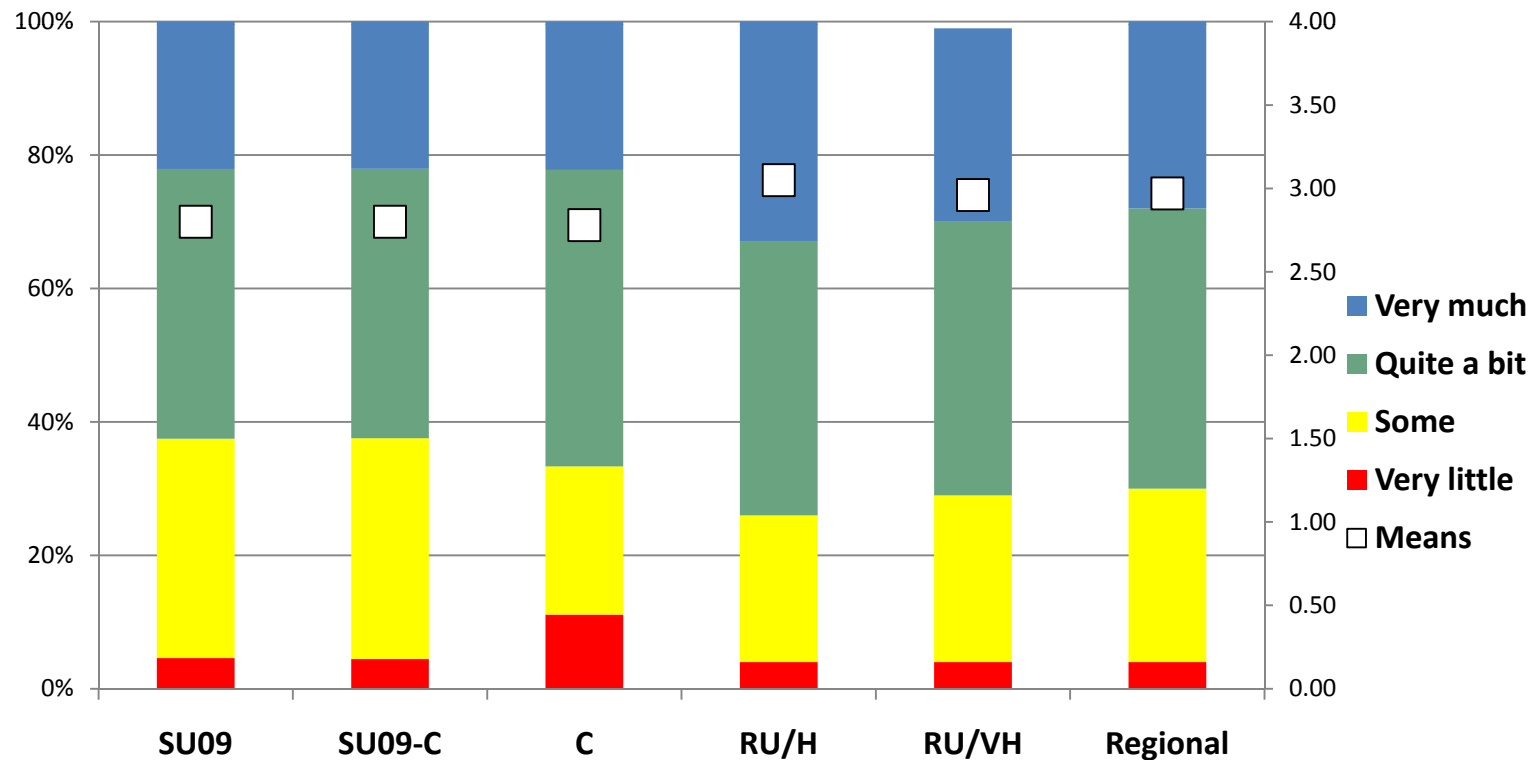
# NSSE 2009 - Seniors

## Level of Academic Challenge

### College: Undeclared/University Studies



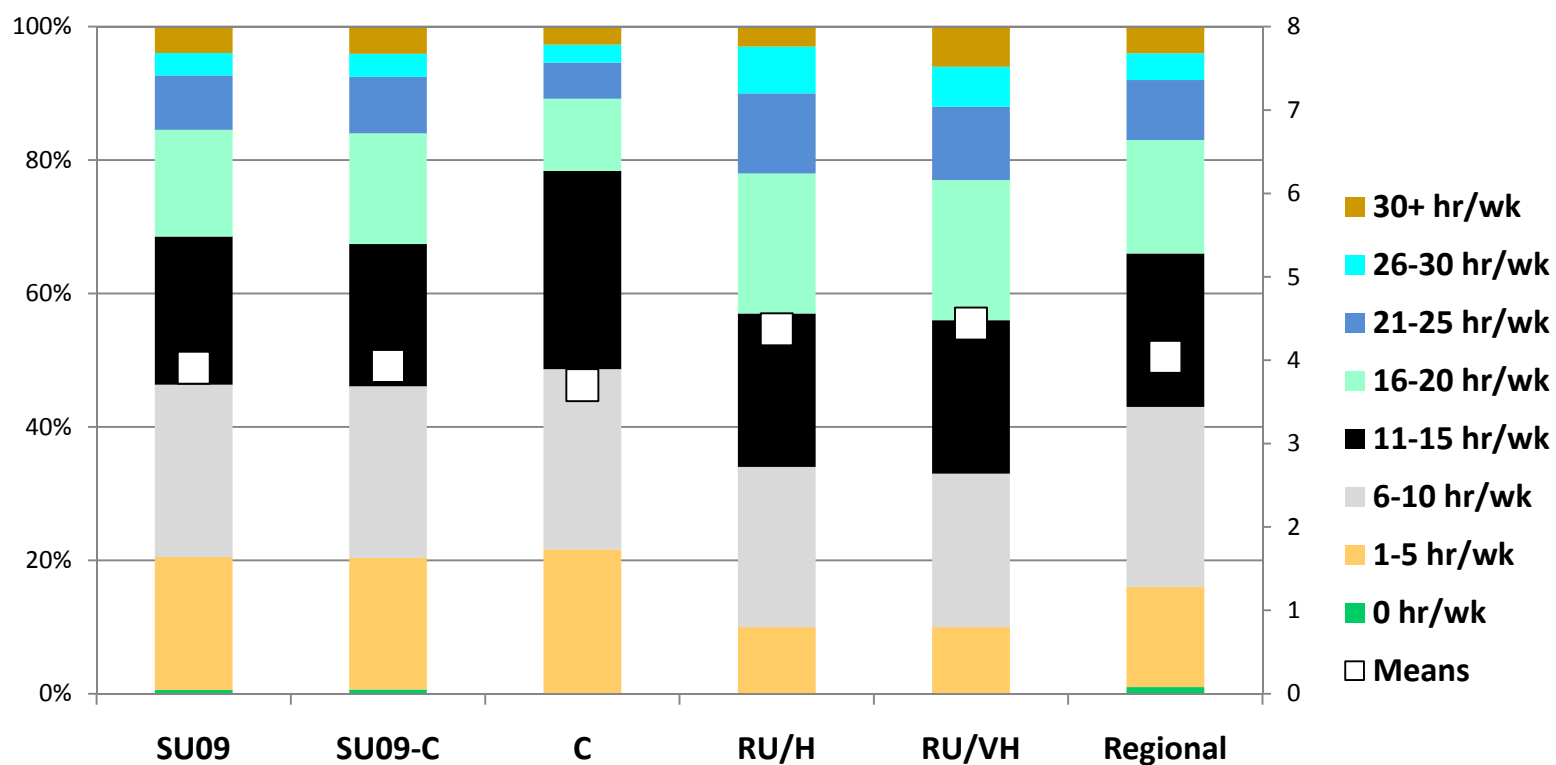
*During the current school year, how much has your coursework emphasized synthesizing and organizing ideas, information, or experiences into new, more complex interpretations and relationships?*



**NSSE 2009 – First-Year**  
**Level of Academic Challenge**  
**College: Undeclared/University Studies**



*About how many hours do you spend in a typical 7-day week preparing for class (studying, reading, writing, doing homework or lab work, analyzing data, rehearsing, and other academic activities)?*



## NSSE 2009 - Seniors

### Level of Academic Challenge

#### College: Undeclared/University Studies



*About how many hours do you spend in a typical 7-day week preparing for class (studying, reading, writing, doing homework or lab work, analyzing data, rehearsing, and other academic activities)?*

