

1998 Assessment of Violence Data Collection Agencies

Cass County, North Dakota and Clay County, Minnesota

Prepared by the North Dakota State Data Center
Sponsored by Health Care Without Borders

Forward

There is a continuous need to understand health concerns among residents in the Fargo/Moorhead metropolitan area. Safety is one aspect of health that is receiving growing attention. Statistics that document safety issues, particularly those relating to violence, are varied and frequently difficult to find. Although many agencies and organizations in the metropolitan area focus on issues relating to violence, there is no formal mechanism for the sharing of information that is collected. This limits the ability of planners, policy makers, and practitioners to effectively evaluate the health status of residents in the area and to strategically design and implement programs to address major concerns.

Health Care Without Borders, an initiative aimed at reducing barriers to health care services for all residents in the metropolitan area, commissioned a study to explore what agencies and organizations were collecting data on violence in the area and to assess the comparability and availability of the data. This report discusses the findings and recommendations of that study.

Acknowledgments

This study was funded by **Health Care Without Borders** through a CCIS program grant. We would like to express our thanks to the members of the collaborative and to all the agencies and organizations who graciously gave of their time to respond to our inquiries. It was a frustrating task to define what is encompassed by the vague term “violence.” We have learned a great deal from this exercise and we appreciate the patience and support of those who responded to our requests for information.

Contributing Staff Members from the North Dakota State Data Center

Dr. Richard Rathge, Director
Andrea Huseth
Carrie Jacobsen
Andrea Schuler

North Dakota State Data Center
Department of Agricultural Economics
North Dakota State University
IACC 424
Fargo, North Dakota 58105-5636
Ph: (701) 231-7980
URL: <http://www.sdc.ag.ndsu.nodak.edu>

November 1998

Executive Summary

Introduction

- # The major objective of the project was to identify those agencies/organizations in the Fargo-Moorhead metro area that collect information on violence and to assess the type of information they collect. In addition to concentrating on the agencies/organizations that collect information on violence, the project wanted to identify gaps and inconsistencies in data collection and to identify the areas in which cooperation exists between agencies/organizations regarding violence.

Results

- # Of the 64 agencies/organizations contacted, 43.8 percent indicated they had information on violence, while 50 percent stated they did not have information related to violence. Approximately 6 percent of the agencies/organizations contacted did not respond.
- # Nearly 22 percent of the agencies/organizations referred the researchers to other sources which they thought might possess information on violence.
- # More than 46 percent of the agencies/organizations contacted were in the human service area, while only 3.6 percent related to education.
- # Three-fourths of the agencies/organizations stated they served juveniles between the ages of 11 and 17; more than two-thirds reported serving children 10 and younger.
- # More than 46 percent of the agencies/organizations served Cass County, North Dakota while 39.3 percent served Clay County, Minnesota.
- # Administrative records was the method of data collection for 71.4 percent of the agencies/organizations, case studies were used by 32.1 percent, and 10.7 percent used surveys.
- # More than 57 percent of the agencies/organizations organized their information into an electronic database, 35.7 percent used formal reports to organize their data, while only 28.6 percent used files. More than 14 percent of the agencies/organizations had "other" methods of data organization including cabinets, a binder, microfilm, and one did not organize their data.
- # Nearly 78 percent of the agencies/organizations have been collecting their data for more than 10 years, while only 7.4 percent have been collecting for less than one year.
- # More than 70 percent of the agencies/organizations compiled their information on an annual basis, while 7.4 percent have never compiled their data.
- # Nearly 82 percent of the agencies/organizations had information which was accessible to the public.

Table of Contents

Executive Summary	i
Table of Contents	ii
List of Figures	iii
Introduction	1
Study Objectives	2
Methodology	2
Survey Results	3
Agency/Organization Function and Service	4
Agency/Organization Data Collection	7
Discussion	10
Barriers	11
Recommendations	12
Appendix A: Agencies/Organizations Surveyed	13
Appendix B: Agencies/Organizations Surveyed With Information Regarding Violence	18
Appendix C: Violence Questionnaire	23

List of Figures

Figure 1: Agency/Organization Possession of Information Relating to Violence	4
Figure 2: Agency/Organization Referral	4
Figure 3: Agency/Organization Function	5
Figure 4: Populations Which the Agencies/Organizations Serve	5
Figure 5: Areas Which the Agencies/Organizations Serve	6
Figure 6: Method of Data Collection	7
Figure 7: Method of Data Organization	7
Figure 8: Length of Time the Agency/Organization Has Been Collecting Data	8
Figure 9: Frequency of Data Compilation	8
Figure 10: Public Accessibility of Data	9

Introduction

Introduction

STUDY OBJECTIVES

The major objective of the project was to identify those agencies/organizations in the Fargo-Moorhead metro area that collect information on violence and to assess the type of information they collect, which includes the following information:

- # Population the agency/organization serves
- # Area the agency/organization serves
- # Method of data collection
- # Method of data organization
- # Length of time collecting the data
- # Frequency of compilation
- # Public accessibility

In addition to concentrating on the agencies/organizations that collect information on violence, the project wanted to identify gaps and inconsistencies in data collection and to identify the areas in which cooperation exists between agencies/organizations regarding violence.

METHODOLOGY

To obtain a list of all potential agencies/organizations which might collect information on violence in the Fargo-Moorhead metro area, a technique called snowball sampling was employed. Through the use of snowball sampling, hidden populations can be identified, which otherwise would have remained concealed. Initially, the agencies/organizations which were thought to have information on violence were called and were asked if they knew of any agency/organization which collected information on violence. Those agencies/organizations were then called and asked if they knew of any other agencies/organizations which collected information on violence. This process went on, giving us a total of 64 potential agencies/organizations.

Not all of the agencies/organizations actually collected information on violence and only those that did were included in the final project population.

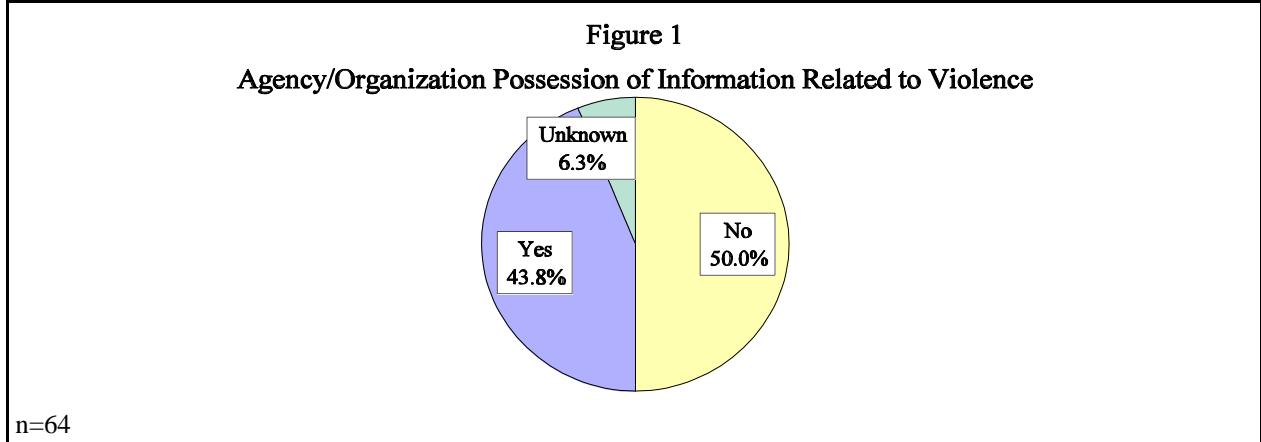
A questionnaire was developed to help in the data collection process. A copy of this questionnaire is provided in Appendix C of this report. When an agency/organization was called, they were asked if their agency/organization had information or whether they collected information that related to violence. When asked what was meant by violence, several examples were given, including: child abuse, domestic violence, gangs, delinquency, crime in general, and victims. Regardless of whether or not they had information agencies/organizations were then asked if they could refer the researcher to another agency/organization which might have this type of information. Those that did have information were asked about the function of their organization, the populations and areas they serve, data collection and organization type, length of time collecting the information, frequency of compilation, and accessibility to the public.

The agencies/organizations were separated into types of functions depending on the responses they gave. Those categories include: corrections, courts, education, health, human services, and law enforcement. Populations served were broken down into several categories including: sex, age, perpetrators or victims, and general public. Based on the information the agencies/organizations gave, categories were developed for a) method of data collection, b) method of data organization, c) length of time data had been collected, and d) frequency of compilation.

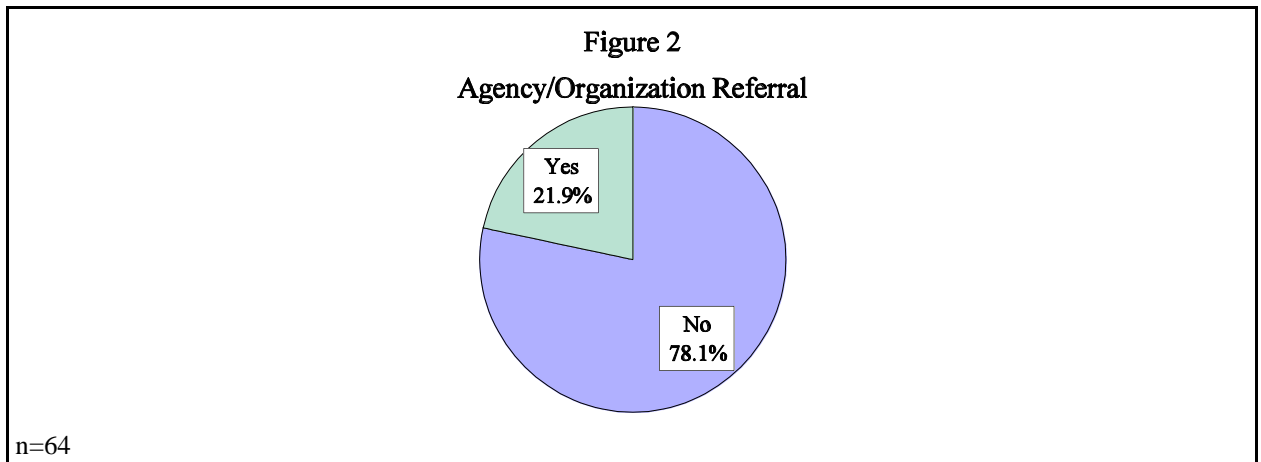
Survey Results

Agency/Organization Function and Service

Of the 64 agencies/organizations contacted, 43.8 percent indicated they had information on violence, while 50 percent stated they did not (Figure 1). Approximately 6 percent of the agencies/organizations contacted did not respond.

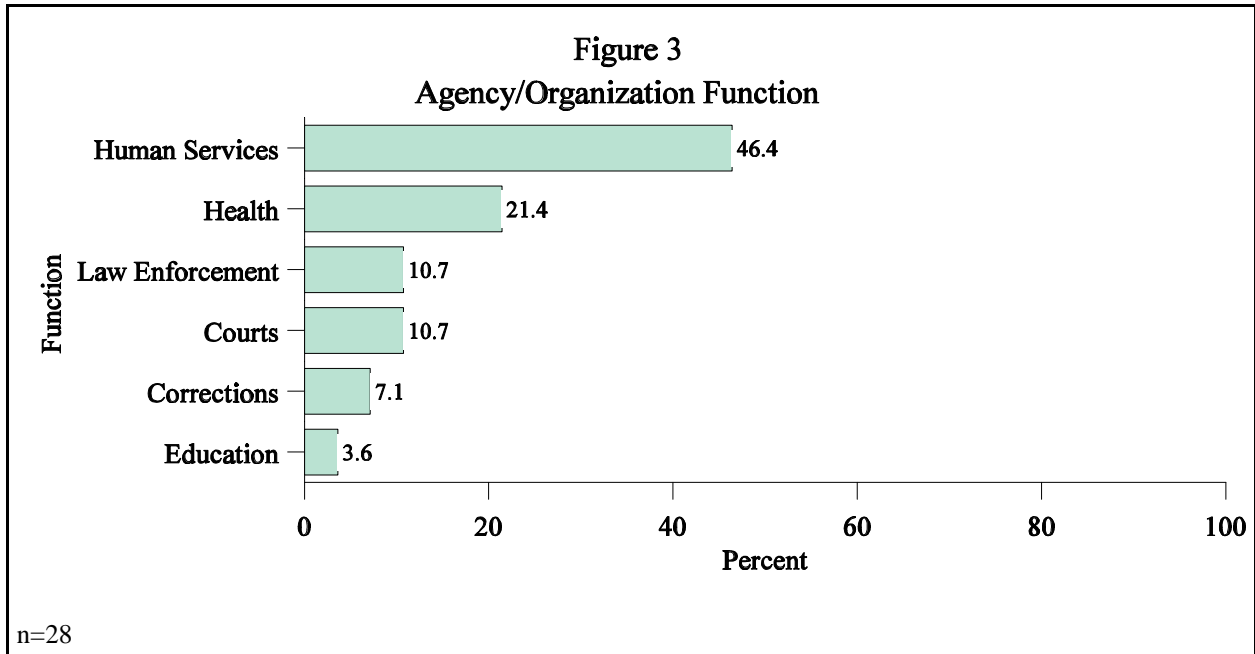


Nearly 22 percent of the agencies/organizations referred the researchers to other sources which they thought might possess information on violence (Figure 2).

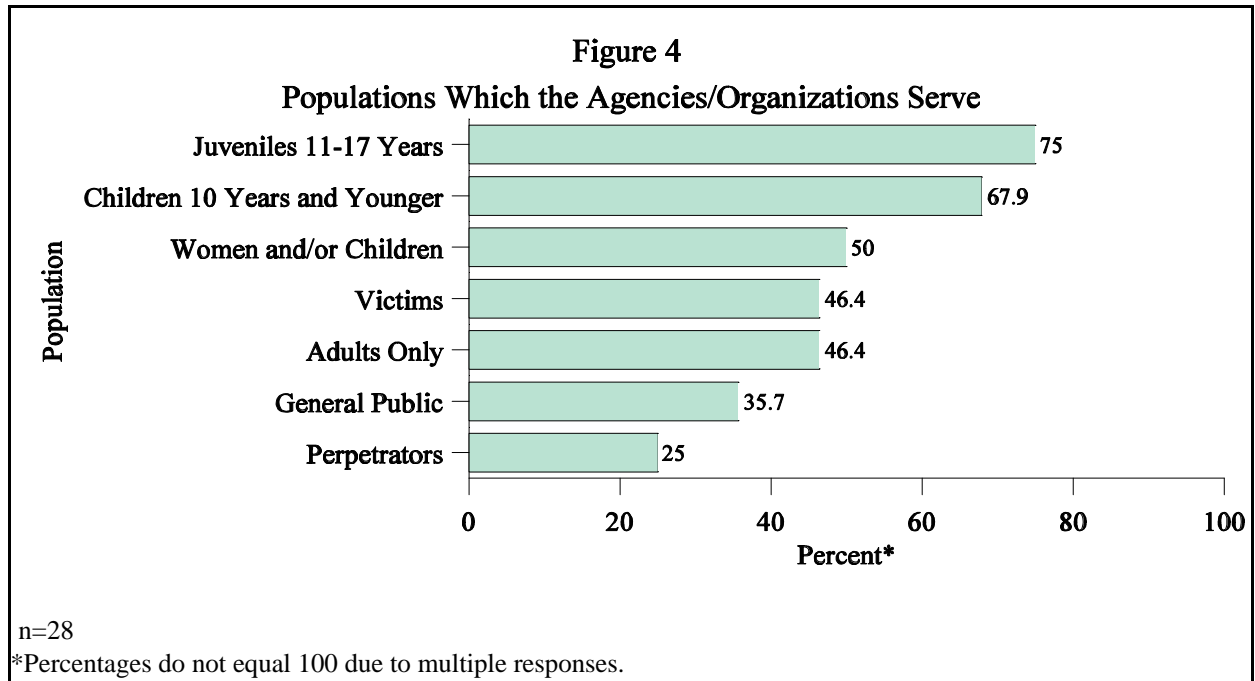


Agency/Organization Function and Service (continued)

More than 46 percent of the agencies/organizations contacted were in the human service area, while only 3.6 percent related to education (Figure 3).

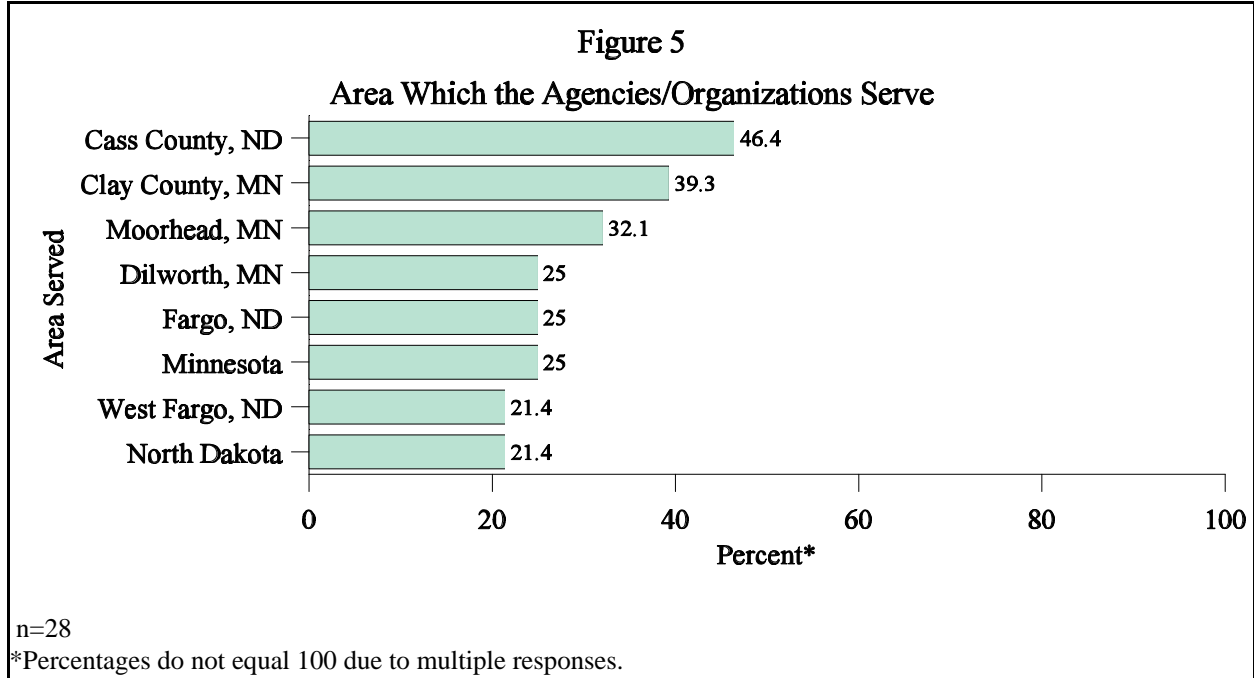


Three-fourths of the agencies/organizations stated they served juveniles between the ages of 11 and 17. More than two-thirds reported serving children 10 and younger (Figure 4).



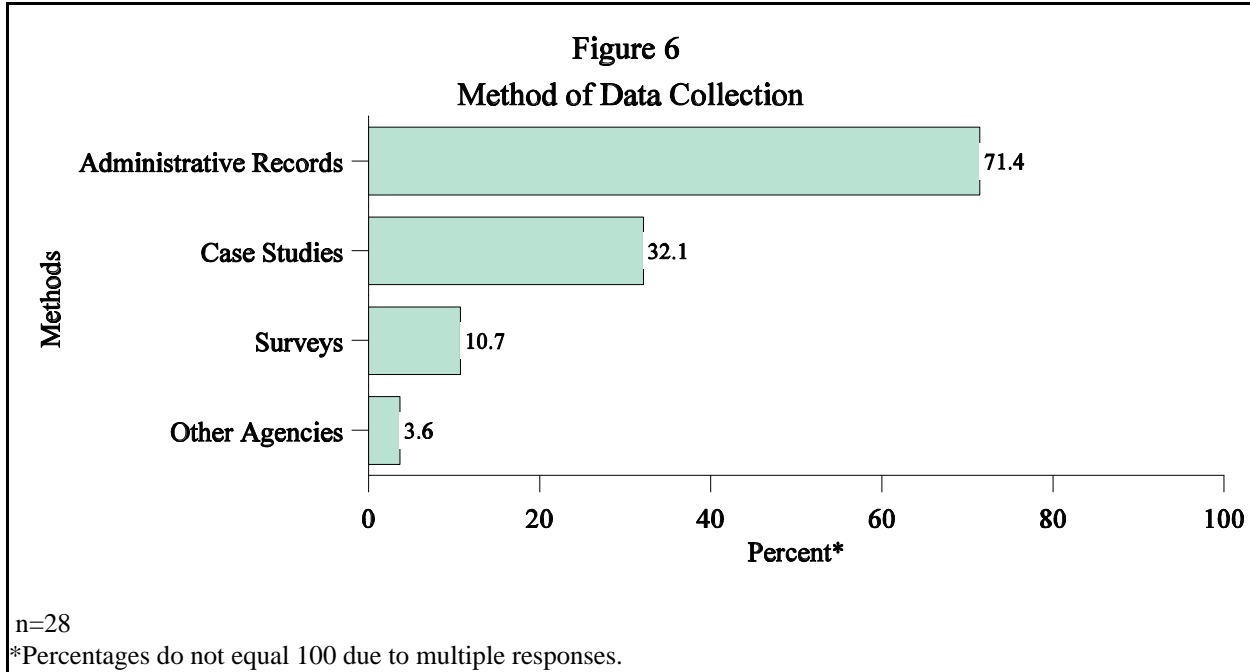
Agency/Organization Function and Service (continued)

More than 46 percent of the agencies/organizations served Cass County, North Dakota while 39.3 percent served Clay County, Minnesota (Figure 5).

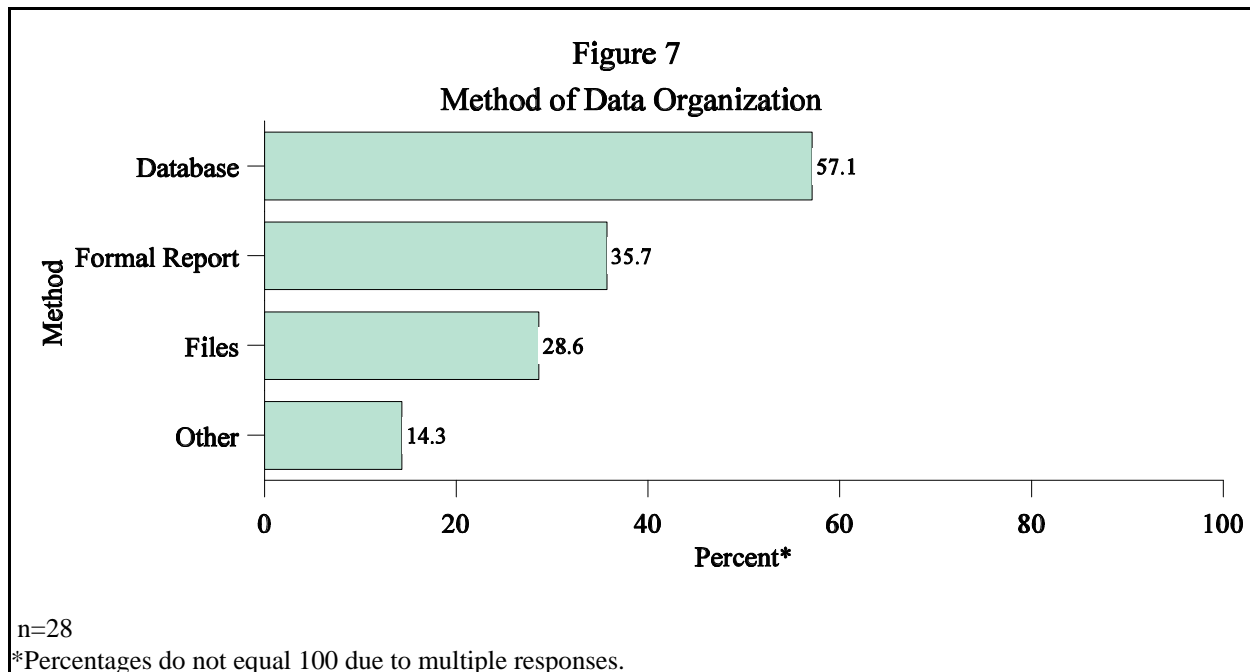


Agency/Organization Data Collection

- # Administrative records was the method of data collection for 71.4 percent of the agencies/organizations, case studies were used by 32.1 percent, and 10.7 percent used surveys (Figure 6).

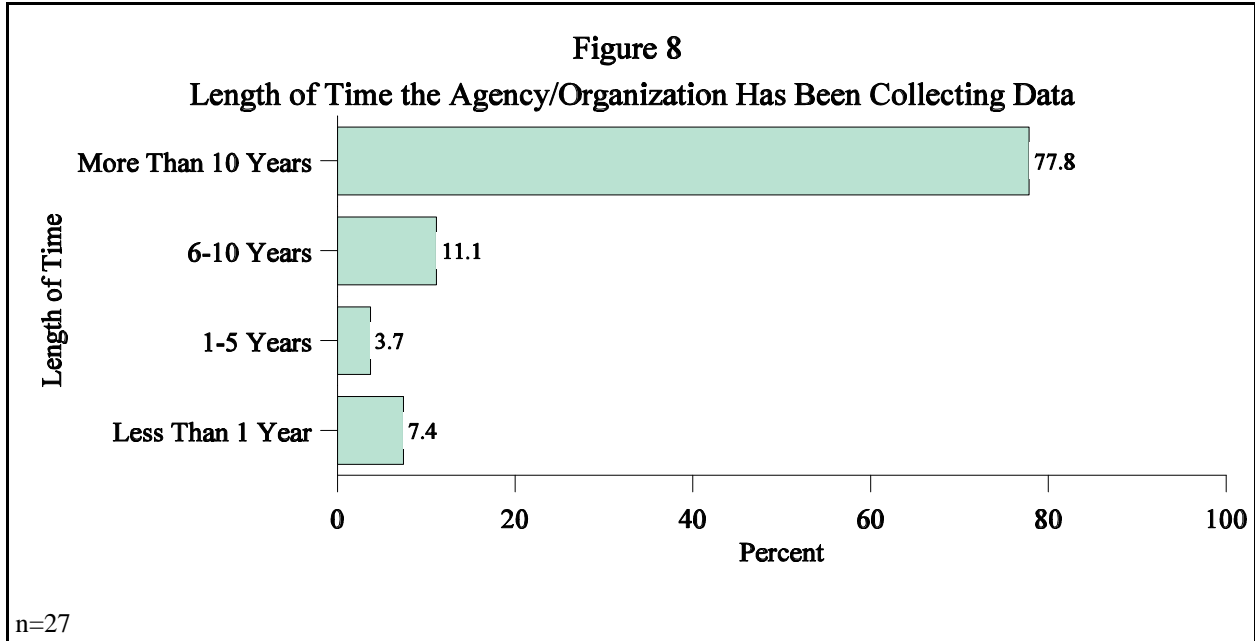


- # More than 57 percent of the agencies/organizations organized their information into an electronic database, 35.7 percent used formal reports to organize their data, while only 28.6 percent used files (Figure 7). More than 14 percent of the agencies/organizations had “other” methods of data organization including cabinets, a binder, microfilm, and one did not organize their data.

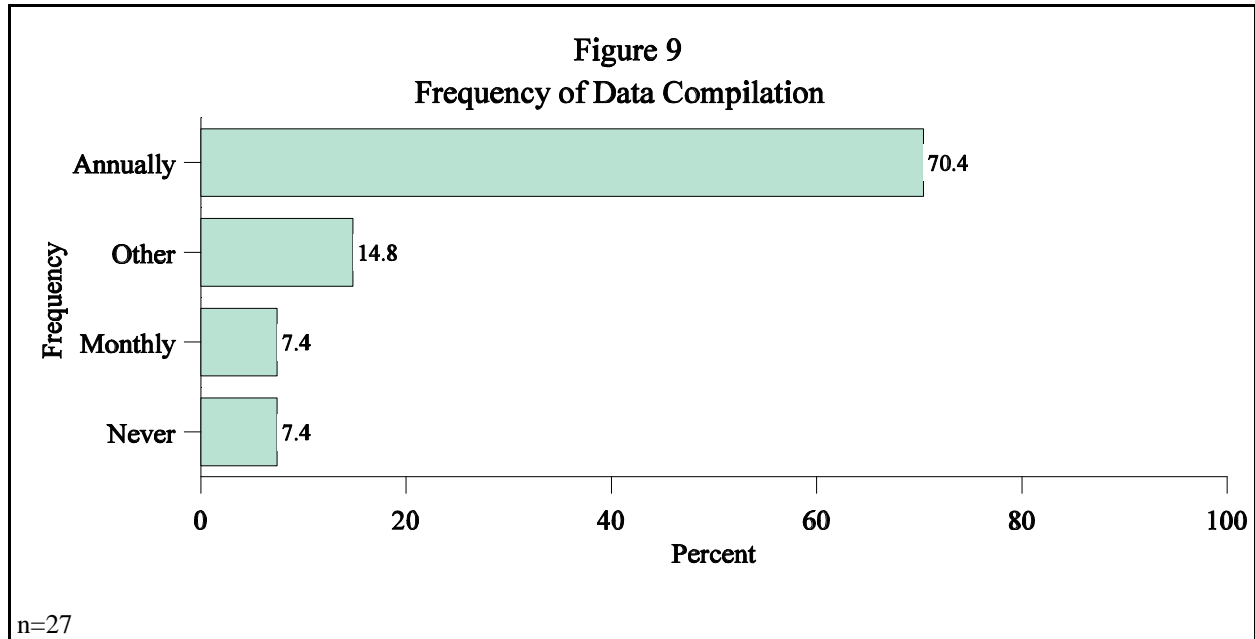


Agency/Organization Data Collection (continued)

Nearly 78 percent of the agencies/organizations have been collecting their data for more than 10 years. Approximately 7 percent have been collecting for less than one year (Figure 8).

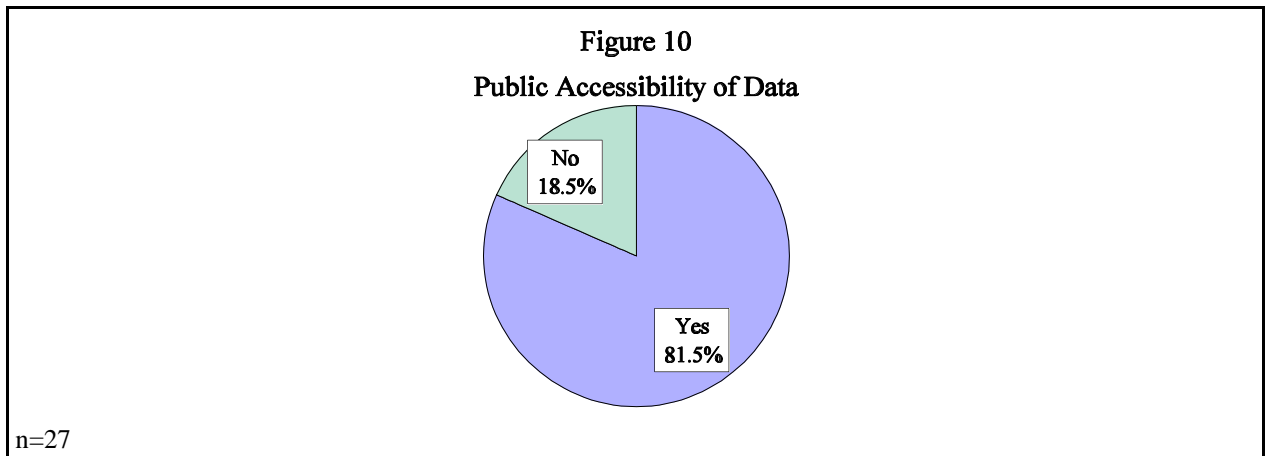


More than 70 percent of the agencies/organizations compiled their information on an annual basis, while 7.4 percent have never compiled their data (Figure 9).



Agency/Organization Data Collection (continued)

Nearly 82 percent of the agencies/organizations had information accessible to the public (Figure 10).



Discussion

Barriers

A number of important barriers were identified that limit both data collection and dissemination activities. These barriers are grouped into five major categories.

1. Resources

Resource issues were most frequently cited as a barrier to data collection or dissemination. Respondents typically noted that they had staff limitations that prevented them from many data collection and compilation activities. Training among staff in the use of hardware and software for data collection and storage were often mentioned as important needs that would increase efficiency. In addition, lack of time and equipment were viewed as significant barriers. Respondents reported that staff are not allocated sufficient time for data collection and analysis. Likewise, they may not have access to appropriate equipment for efficient data compilation and storage. Finally, legislative mandates were reported as important barriers. Some areas have jurisdictional requirements to collect and analyze certain information, while others do not. This impedes the uniform collection of data and is problematic for standardizing definitions or time lines for data collection activities. Perhaps most importantly, it has important consequences for funding of such activities.

2. Format of data

A second major category of barriers noted by respondents is data format. Information is frequently collected and organized in a manner that makes it difficult for future retrieval. This is particularly true for administrative records and case files. Similarly, the lack of standards makes data sharing and analyses between agencies challenging. Dissimilar formats and collection techniques reduce the likelihood that data are shared among agencies and jointly analyzed.

3. Networking

It appears that data and information sharing among agencies is uncommon. This conclusion is reached by the apparent lack of networking that exists among agencies. Many respondents were unfamiliar with the data collection activities of other agencies in the area. Interagency cooperation and integration is essential for effective data sharing.

4. Definitions

A frequently cited problem among agencies was that of common terminology. The definition of violence and what it entails typically differs by agency. Jurisdictions and legislatures are often at the center of this problem with focused mandates for the collection of data by specific agencies. Unstandardized definitions or collection techniques limits the scope of multi-regional or interagency cooperation. This is best illustrated in the case of child abuse and neglect. Data are reported (or defined) in various ways depending on differing regulations. For example, anyone can report a suspected case of child abuse or neglect which typically is included in total reported cases. However, these reports are subdivided by whether or not the case is substantiated. In North Dakota, these cases are further subdivided by the determination of whether or not services are required, a system that was just implemented last year. As a result, the statistic on child abuse or neglect will differ greatly depending upon definition.

5. Confidentiality

A major obstacle, particularly in administrative records and case studies, is the issue of confidentiality. The private nature of some information makes it impossible for public release. Similarly, the way the data are collected, at times, makes it very difficult to abstract it for public use.

Recommendations

There are various ways to improve the situation which warrant consideration.

1. Begin a dialogue regarding the need for standardization of concepts, definitions, data collection procedures, and data format.

In order to improve the active sharing of data, it is necessary to have a standard set of procedures and definitions. This is a very difficult task because it may require changes in legislative mandates. However, a dialogue is necessary to assess the scope of the problems and the options that may be available.

2. Improve intra- and inter- agency networking.

An increase in communications among agencies regarding information would help to facilitate the collection and compilation of data among the agencies while decreasing the likelihood of redundancy. Also, improving networking would provide an opportunity to explore ways to increase efficiency and to decrease costs, such as sharing of equipment, data, and staff.

3. Improve cooperation and/or partnerships among the agencies.

An important outcome of increased cooperation among agencies is resource sharing. Most agencies' budgets are limited and stretched. However, pooling resources may offer ways to increase efficiencies in order to free up resources that can be dedicated to data sharing activities. In addition, creating a common data dissemination vehicle such as a web site reduces redundancy while improving partnerships.

4. Create incentives for information sharing.

Energies should be spent in designing ways to improve information sharing. Perhaps the best way to accomplish this goal is by creating incentives for partnerships. For example, one way to get access to confidential data sets is through aggregation which eliminates the confidential nature of the data. However, agencies or organizations need incentives to expend the time and resources to transform the data. Possible incentives may include assistance in exploring funding strategies and opportunities, assistance in data transformation activities, or collaborative efforts in analyzing data.

Appendix A: Agencies/Organizations Surveyed

Agencies/Organizations Surveyed

Corrections Agencies/Organizations and Courts

#	Possession of Information	Referral	Agency/Organization	Contact	Phone Number
1	Yes	No	Cass County Juvenile Detention Center	Tim Olson	(701) 241-5866
2	Yes	No	Clay County Juvenile Detention Center	Barry Steen	(218) 299-5150
3	Yes	No	Cass County Clerk of District Court - Criminal Division	Sarah Yarn	(701) 241-5660
4	Yes	No	Cass County Juvenile Court	Mary Hall	(701) 241-5866
5	Unknown	No	Clay County Court Administrator	Pat Garcia	(218) 299-7537
6	Yes	Yes. Rape and Abuse Crisis Center	Clay County Victim Witness Coordinator	Jayne Gilbertson	(218) 299-7280
7	No	Yes. Victim Witness Coordinator	Family Court Services		(218) 299-5052

Education Agencies/ Organizations

#	Possession of Information	Referral	Agency/Organization	Contact	Phone Number
8	No	No	Dilworth-Glyndon-Felton Public Schools	Dennis Wahl	(218) 287-2371
9	No	Yes. YWCA and Social Services	Early Childhood Family Education	Helen Danielson	(701) 231-8289
10	No	Yes. Moorhead Schools and Moorhead Extension	Early Childhood Family Education - Lincoln Community Education Center	Lauri Winterfeldt-Shanks	(218) 233-2499
11	No	No	Fargo Public Schools	Lowell Wolff	(701) 241-4800
12	No	No	Interagency Education Intervention Committee	Lona Daley Getz	(218) 299-6306
13	No	No	Kindergarten Center	Verlene Dvoracek	(701) 297-1940
14	Yes	No	Moorhead Public Schools	Bob Jernberg	(701) 236-6400
15	No	No	SENDCAA Headstart	Pennie Hatlestad	(701) 235-8931
16	No	No	West Fargo Public Schools	Dr. Cheney	(701) 282-3387

Agencies/Organizations Surveyed

Health Agencies/Organizations

#	Possession of Information	Referral	Agency/Organization	Contact	Phone Number
17	No	No	Blue Cross/Blue Shield ND	Linda Sailer	(701) 282-1072
18	No	No	Clay County Public Health	Maxine Norman	(218) 299-7185
19	No	Yes. Quality Assurance	Dakota Heartland - Community Health	Michelle Anderson	(701) 280-4399
20	No	No	Dakota Heartland - Quality Assurance	Gina Nolte	(701) 280-4685
21	No	No	Family Healthcare Center	Kim Seeb	(701) 271-3334
22	No	No	Fargo Cass Public Health	Mary Kay Hermann	(701) 241-1383
23	No	No	Health Service Center	Dave Williams	(701) 298-9245
24	No	No	MeritCare Child Dev. Center	Rae Moore	(701) 231-9129
25	Yes	Yes. Ron Bedard & ER	MeritCare Child Protection	Sue Heinze	(701) 234-5737
26	No	Yes. Emergency Care and Child Protection	MeritCare Children's Hospital	Cathi Chial	(701) 234-7049
27	Yes	No	MeritCare Emergency Center Coordinator	Mary Jaggim	(701) 234-6732
28	Yes	No	Migrant Health Service	Maria Garcia	(701) 236-4879
29	Yes	No	Minnesota Department of Health - Injury and Violence Prevention Unit	Mark Kinde	(612) 676-5782
30	Yes	Yes. Injury and Violence Prevention Unit	Minnesota Department of Health - Statistics Division	Angie Sechler	(651) 297-1232
31	Yes	No	Moorhead Healthy Community Initiative	Diana Hatfield	(218) 233-2468
32	No	Yes. Maternal and Child Health Division	North Dakota Department of Health	Allen Johnson	ajohnson@state.nd.us
33	No	Yes. ND Counseling for Abused Women Services	North Dakota Department of Health - Maternal and Child Health Division	Mary Dosovick	(701) 328-3340
34	No	No	Red River Health Promotion Coalition	Dawn Hoffner	(701) 237-5100

Agencies/Organizations Surveyed

Human Resource Agencies/Organizations

#	Possession of Information	Referral	Agency/Organization	Contact	Phone Number
35	Unknown	Yes. Kevin Thompson, Rape and Abuse Crisis Center, Cass County Social Services	Cass County Extension	Pam Berstein	(701) 241-5700
36	Yes	No	Cass County Social Service - Adult Service Unit	Delana Duffy-Aziz	(701) 239-6701
37	Unknown	No	Cass County Social Service - Child Abuse & Neglect Reporting	Bev Bone	(701) 241-5765
38	Yes	Yes. Rainer Lobitz	Cass County Social Service - Child Protection	Rainer Lobitz	(701) 239-6748
39	Yes	No	Cass County Social Service - Family Service	Delana Duffy-Aziz	(701) 239-6738
40	No	Yes. Social Services	Child Care Resource Referral	Linda Lembke	(218) 299-7025
41	Yes	No	Clay County Extension - Naming and Monitoring Committee	Donna Rae Jacobson	(701) 239-7074
42	Yes	No	Clay County Social Services	Carol Beckstrom	(218) 299-5200
43	No	No	Community Resources	Mark Bourdon	(701) 293-6462
44	No	No	Cultural Diversity Project	Yoke Sim Gunaratne	(701) 236-7277
45	No	Yes	The Village Family Service Center		(218) 299-7260
46	Yes	No	Fargo Youth Commission	Pam Ness	(701) 235-2147
47	Yes	No	Gang Task Force	Kevin Thompson	(701) 231-8938
48	Yes	No	Kids Count	http://www.aecf.org/aeckids.htm	
49	Yes	No	North Dakota Children Protection	Gladys Cairns	(701) 328-4806
50	Yes	No	ND Counsel on Abused Women Services	Bonnie Palecek	(701) 255-6240
51	Yes	No	ND Department of Human Services - Southeast Human Service Center	Ron Bedard	(701) 298-4412
52	Yes	No	Rape & Abuse Crisis Center	Carmen Sauer	(701) 293-7273
53	No	No	United Way		(701) 293-6462
54	No	No	Village Family Service Center	Sandy	(218) 233-6158
55	Unknown	No	Youth Works	Beth	(701) 232-8558
56	Yes	No	YWCA - United Way	Lisa	(701) 232-2547

Agencies/Organizations Surveyed**Law Enforcement Agencies/Organizations**

#	Possession of Information	Referral	Agency/Organization	Contact	Phone Number
57	Yes	No	Cass County Sheriff's Department	Deb Bond	(701) 241-5800
58	Yes	No	Clay County Sheriff's Department	Wendy	(218) 299-5151
59	No	No	Dilworth Police Department	Val	(218) 287-2666
60	Yes	No	Fargo Police Department	Anna Welder	(701) 241-1416
61	No	No	Moorhead Police Department	Cathy Covland	(218) 299-5014
62	No	No	West Fargo Police Department	Charlene	(701) 282-4154

Other Agencies/Organizations

#	Possession of Information	Referral	Agency/Organization	Contact	Phone Number
63	No	No	Region V Children's Services Coordinating Committee	Becky Jagelski	(701) 232-2452
64	No	No	Search Institute	Debbie	(800) 888-7828

Appendix B: Agencies/Organizations Surveyed With Information Regarding Violence

Agencies/Organizations Surveyed With Information Regarding Violence

Agency/ Organization	Function	Population Served	Area Served	Data Collection Method	Data Organization Method	Length of Time Collecting Data	Frequency of Data Compilation	Public Accessibility
Cass County Clerk of District Court	Courts	General public - children, juveniles, women, adults	Cass County	Administrative records	Database	More than 10 years	Monthly	No
Cass County Juvenile Court	Courts	Juveniles 11-17, perpetrators	Cass County	Administrative records	Database	More than 10 years	Annually	Yes
Cass County Juvenile Detention Center	Corrections	Juveniles 11-17, perpetrators	Cass County	Administrative records	Cabinets	More than 10 years	Annually	Yes
Cass County Sheriff's Department	Law Enforcement	General public - children, juveniles, women, adults, victims, perpetrators	Cass County	Administrative Records	Database	More than 10 years	Annually	Yes
Cass County Social Services Adult Service Unit	Human Resources	Adults	Cass County	Case Studies	Not organized	More than 10 years	Annually	Yes
Cass County Social Services Child Protection	Human Services	Children, victims	Cass County	Case Studies	Database	More than 10 years	Annually	Yes
Cass County Social Services Family Service	Human Services	Children, juveniles, women, adults, victims	Cass County	Administrative records	Database	More than 10 years	Monthly	Yes
Clay County Juvenile Detention Center	Corrections	Juveniles, perpetrators	Clay County	Administrative records	Files	More than 10 years	Annually	Yes
Clay County Naming and Monitoring Committee	Human Services	General public - children, juveniles, women, adults	Clay County	Collect data from other agencies	Database, formal reports	Less than 1 year	Annually	Yes

Agencies/Organizations Surveyed With Information Regarding Violence

Agency/ Organization	Function	Population Served	Area Served	Data Collection Method	Data Organization Method	Length of Time Collecting Data	Frequency of Data Compilation	Public Accessibility
Clay County Sheriff's Department	Law Enforcement	General public - children, juveniles, women, adults, victims, perpetrators	Clay County	Administrative records	Formal report, microfilm	More than 10 years	Annually	Yes
Clay County Social Services	Human Services	General public - children, juveniles, women, adults	Clay County	Case Studies	Database	More than 10 years	Annually	No
Clay County Victim Witness Coordinator	Courts	Victims	Clay County	Administrative records	Binder	1-5 years	Quarterly	Yes
Fargo Police Department	Law Enforcement	General public - children, juveniles, women, adults, victims, perpetrators	Fargo	Administrative records	Database	More than 10 years	Annually	Yes
Fargo Youth Commission	Human Services	Juveniles 11-17	Fargo, Moorhead, West Fargo, Dilworth	Administrative records	Files	More than 10 years	never	No
Gang Task Force	Human Services	Juveniles, perpetrators	Fargo, Moorhead, West Fargo, Dilworth					
Kid's Count Data	Human Services	Children, juveniles	Cass County, Clay County, Minnesota, North Dakota	Administrative records	Formal report	6-10 years	Annually	Yes
MeritCare Child Protection	Health	Children, juveniles, victims	Cass County, Clay County, Moorhead, Dilworth, Fargo, West Fargo, Minnesota, North Dakota	Administrative records	Database	More than 10 years	Not normally compiled	No

Agencies/Organizations Surveyed With Information Regarding Violence

Agency/ Organization	Function	Population Served	Area Served	Data Collection Method	Data Organization Method	Length of Time Collecting Data	Frequency of Data Compilation	Public Accessibility
MeritCare Emergency Coordinator	Health	General public - children, juveniles, women, adults, victims	Cass County, Clay County, Moorhead, Dilworth, Fargo, West Fargo, Minnesota, North Dakota	Case studies, administrative records	Database	More than 10 years	Never	Yes
Migrant Health Service, Inc.	Health	Women, victims	Clay County, Moorhead, Dilworth, Minnesota	Case studies, administrative records	Formal report	6-10 years	Annually	Yes
MN Department of Health - Injury and Violence Prevention Unit	Health	General public - children, juveniles, women, adults	Minnesota	Surveys, case studies, administrative records	Database, formal report, files	6-10 years	Depends on information	Yes
MN Department of Health - Statistics Division	Health	General public - children, juveniles, women, adults	Minnesota	Administrative records	Database, formal report	More than 10 years	Annually	Yes
Moorhead Healthy Community Initiative	Health	General public - children, juveniles, women, adults	Moorhead	Surveys	Formal report	Less than 1 year	Every 5 years	Yes
Moorhead Public Schools	Education	Children, juveniles	Moorhead	Surveys, Administrative Records	Files	More than 10 years	Annually	Yes
ND Children Protection	Human Services	Children	North Dakota	Administrative Records	Database, formal reports, files	More than 10 Years	Annually	Yes
ND Council on Abused Women's Services	Human Services	Children, juveniles, women, victims	North Dakota	Administrative Records	Database	More than 10 years	Annually	Yes

Agencies/Organizations Surveyed With Information Regarding Violence

Agency/ Organization	Function	Population Served	Area Served	Data Collection Method	Data Organization Method	Length of Time Collecting Data	Frequency of Data Compilation	Public Accessibility
Rape and Abuse Crisis Center	Human Services	Children, juveniles, women, adults, victims	Cass County, Clay County, Moorhead, Dilworth, Fargo, West Fargo, North Minnesota, North Dakota	Case Studies, Administrative Records	Database, formal report, files	More than 10 years	Annually	Yes
Southeast Human Service Center	Human Services	Children, victims	Cass County	Case Studies	Formal report, files	More than 10 years	Annually	Yes
YWCA	Human Services	Children, juveniles, women, victims	Cass County, Clay County, Moorhead, Dilworth, Fargo, West Fargo	Case Studies	Database, files	More than 10 years	Annually	Yes

Appendix C: Violence Questionnaire

Violence Questionnaire

1. Agency/Organization Title _____

2. Contact Person _____

Phone Number _____

3. Does your agency/organization have information or collect information which relates to violence? (i.e. child abuse, domestic violence, gangs, delinquency, crime in general, victims) ____Yes ____No

If no, can you refer me to someone who might have this information? ____Yes ____No

Referred to _____

4. What is the function of your agency/organization? _____

5. Who does your agency/organization serve? (Who are their clients) (i.e. adults, juveniles, children - under 10 years old, elderly, etc..) _____

6. What area does your agency/organization serve? (i.e. Fargo, West Fargo, Clay County, etc..) _____

7. What type of information does your agency/organization have/collect? _____

8. How do you collect your information/data? (i.e. surveys, case studies, administrative records) _____

9. How is the information/data organized? (What form is it in?) (i.e. database, formal reports, file cabinets, etc..) _____

10. How long has your agency been collecting the data? _____

11. How often is it collected? (i.e. daily, weekly, monthly, annually) _____

12. Is this data accessible to the public? ____Yes ____No

If not, why? _____

Comments: