















Mendel's Phenotypes and F2 Ratios

<u>Chromosome</u>	<u>Gene Symbol</u>	Trait	Dominant vs. recessive	F ₂ generations		Ratio
				Dominant form	Recessive form	
II	<i>A</i>	Flower color	 X  Purple White	705	224	3.15:1
I	<i>I</i>	Seed color	 X  Yellow Green	6022	2001	3.01:1
V	<i>R</i>	Seed shape	 X  Round Wrinkled	5474	1850	2.96:1
V	<i>Gp</i>	Pod color	 X  Green Yellow	428	152	2.82:1
VI	<i>P</i>	Pod shape	 X  Round Constricted	882	299	2.95:1
III	<i>Fa</i>	Flower position	 X  Axial Top	651	207	3.14:1
III	<i>Le</i>	Plant height	 X  Tall Dwarf	787	277	2.84:1