






An Introduction to “Fire Extinguishers”

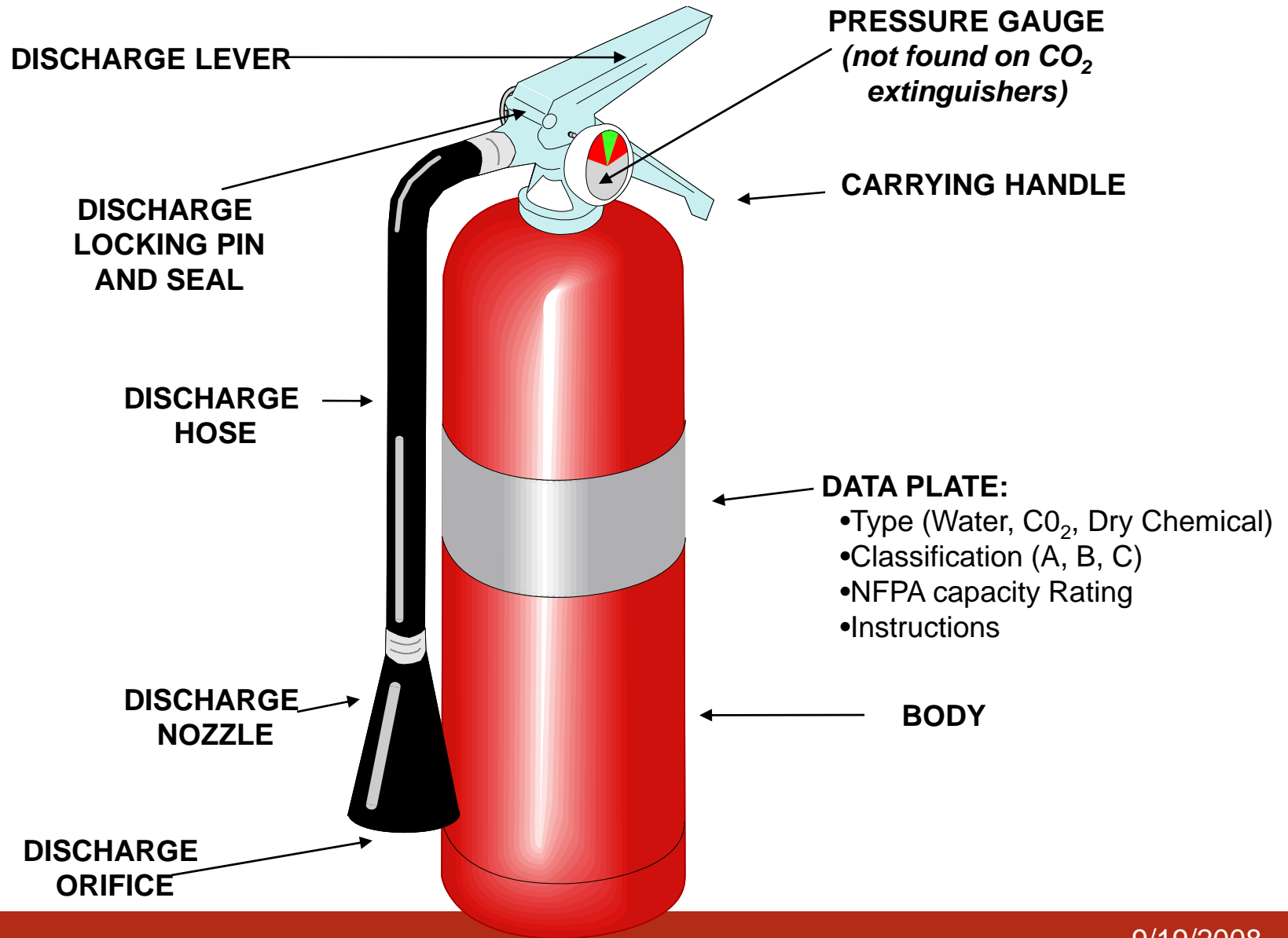


North Dakota State University

Common Fire Classifications

A		Common Combustibles	Wood, paper, cloth etc.
B		Flammable liquids and gases	Gasoline, propane and solvents
C		Live electrical equipment	Computers, fax machines
D		Combustible metals	Magnesium, lithium, titanium
K		Cooking media	Cooking oils and fats

Fire Extinguisher Anatomy




Portable Fire Extinguishers

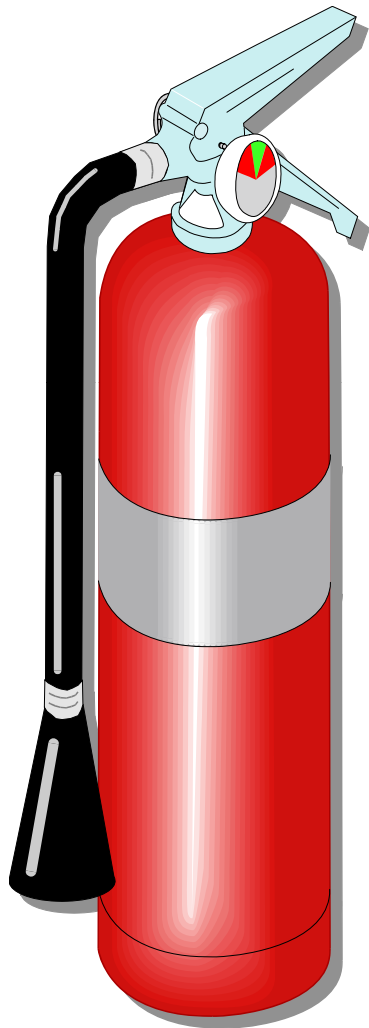


LIMITED IN:

- Capacity - 1.5 to 25 lbs. of extinguishing agent
- Range - Typically 3 to 15 feet
- Duration - Discharge their contents in only 5 to 30 seconds!



Multipurpose Dry Chemical



A Trash Wood Paper



B Liquids Grease




C Electrical Equipment



- Class “A”, “B”, or “C” fires.
- 2.5-20 lb. dry chemical (*ammonium phosphate*) pressurized to 50-200 psi by nitrogen gas (*8-25 seconds discharge time*).
- Has pressure gauge to allow visual capacity check.
- 5-20 ft. maximum effective range.
- Extinguishes by smothering burning materials.
- Best for general use
- Reduced risk of re-ignition
- A 10 pound unit empties in 8-10 seconds

Remember the PASS word:

- 1) Pull the pin
- 2) Aim at the base of the fire
- 3) Squeeze the trigger
- 4) Sweep from side to side



Using the Fire Extinguisher



P - Pull the pin



S - Squeeze the lever to discharge the extinguisher



A - Aim at the base of the fire



S - Sweep the nozzle from side to side

[VIDEO](#)

Reminders



- **Call 911 Immediately**
- **Know all of your emergency evacuation routes, to many times we become familiar with only one route of travel.**
- **Know the locations of the fire extinguishers in your work area.**
- **Remember that you are NOT required to fight a fire.**

Reminders



- If you decide to fight a fire, keep in mind that the extinguisher powder and smoke from the fire can fill a room in a hurry, making it harder to see and breathe.
- If you decide to use a fire extinguisher, stand 6 to 8 feet from the fire.
- Always keep your back to a clear exit route.
- An incident report must be completed for every fire event within the 24 hour reporting requirement.



University Police and Safety Office

North Dakota State University

Telephone: 231-9587

Main Office: 231-7759