





DO NOT PRINT OUT THIS SCHEDULE

It is a flexible document which is modified frequently. Check it often!


English 229 Full Schedule, Fall 2020

Tues. Aug. 25 No Class Session		
	<ul style="list-style-type: none"> ⇒ Read any instructor emails. ⇒ Read about Collaborate: click here. ⇒ Browse around our whole Blackboard (Bb) to get very familiar with the layout. ⇒ Read our Homepage very carefully. 	
Thurs. Aug. 27 Class Session 1		
Before or Shortly After Class	<ul style="list-style-type: none"> • Purchase our textbook. • Create journal. See Bb/Journal Assignment. • Begin writing in journal. 	
In Class	<ul style="list-style-type: none"> • Go to Bb/Collaborate/Class Session 1 and join our 2:00 meeting. I will open the room at 1:45. • Introduction to course. • Go over upcoming assignments. • The journal: getting you started. 	
Tues. Sept. 1 Class Session 2		
Before Class	<p>Complete Weekly Work #1 and post by class time on the 1st:</p> <ul style="list-style-type: none"> • Go to Bb/Poetry Unit/Poetry Project #1/Weekly Work/Weekly Work #1 Self Profile <p>Also complete Weekly Work #2 and post by class time:</p> <ul style="list-style-type: none"> • Go to Bb/Poetry Unit/Poetry Project #1/Weekly Work/Weekly Work #2 	<p>Thinking about the crazy business of writing stories and poems.</p>




	<p>Thinking about Art, Writing, and the Creative Process</p> <p>Read <i>Wild Mind</i>, Chap. 1, “The Rules of Writing Practice” and Chap. 2, “Results of Kindness” and comment in your journal.</p> <p>Continue writing in your journal every working day.</p>	
In Class	<ul style="list-style-type: none"> • Review course basics. • Go over art perspectives. • Check in on journal progress. 	

Thurs. Sept. 3
Class Session 3

<p>Before Class, READ AND WATCH</p>	<p><u>Assignment for Poetry Project #1.</u></p> <p>In <u>A Personal Memory Poem Sampler:</u></p> <ul style="list-style-type: none"> • Roethke, “My Papa’s Waltz” • Lewis, “The Accident” • Orr, “Litany” • Olds, “The Race” • Ponge, “Water” and “The Horse” • Bishop, “The Fish” and “In the Waiting Room” <p>In Bb/Poetry Unit/Poetry Project #1/Power Point Presentations/ <i>Thinking about Art, Writing, & The Creative Process</i></p> <p>In Bb/Poetry Unit/Poetry Project #1/Videos/<i>Cindy Talks about Roethke and Lewis.mov</i></p>	<p>Read for enjoyment. If a line or more in a poem confuses you, just keep reading! Relax and enjoy the sounds of the words, the images, the strangeness.</p> 
In Class	<ul style="list-style-type: none"> • Go over first poetry project. • Discuss samples: Lewis, Olds. 	

Tues. Sept. 8
No Class Session

Read	<p><i>Wild Mind</i>, Chap. 6, “Stalker and Dreamer.” Find chapter on detail</p>	<p>It’s important to keep up on all reading assignments. We do have pop quizzes from time to time, some exercises will involve the readings, and you will be expected to discuss them in your Reflective Letter at the end of the term. Don’t stress out; just keep on top of them. If something confuses</p>
------	---	---

		you, write about it in your journal!
Watch	<p>In Bb/Poetry Unit/Poetry Project 1/Power Point Presentations/</p> <ul style="list-style-type: none"> <i>Poetry Project 1: The Personal Memory Poem</i> <p>You can optionally comment on this show in your journal!</p>	 <p>Sharon Olds</p>
Due!	<p>In Bb/Poetry Unit/Poetry Project 1/WORKSHOP Drafting & Critiquing/POETRY PROJECT 1 Drafts & Critiques</p> <ul style="list-style-type: none"> Post Draft 1 of Poetry Project 1 Make this at least 20 lines, but aim for 40 (the final draft will be aprx. 40). This is free verse so you don't need end rhyme or other formal devices, unless you want them. 	
<p>Thurs. Sept. 10 No Class Session</p>		
Due!	<p>In Bb/Poetry Unit/Poetry Project 1/WORKSHOP Drafting & Critiquing/POETRY PROJECT #1 Drafts & Critiques/</p> <ul style="list-style-type: none"> Critique 2 of your classmates' drafts. You will see instructions and a critique form attachment at the top of the thread. 	<p>"Critique" means to offer constructive feedback. Let the writer know what seems relatively troublesome in their work and what seems strong and satisfying. Make suggestions for revision.</p>

More coming!

