

Semester Overview

Week 1-2 Getting Started

Exploring Blackboard, introducing ourselves, thinking about art and the creative process.

Weeks 2-8 Poetry (up to spring break)

3 Poetry Projects

For each project, we will read samples, chat, complete exercises and watch shows beforehand to help us write our poem. Then we will enter into a period of workshopping (drafting and critiquing) on our way to finishing each project.

Weeks 9-13 Fiction & Creative Nonfiction

A Look at Creative Nonfiction

1 Fiction Project

As with the poetry unit, we will read samples, have conversations, watch videos etc. that will assist us in thinking about creative nonfiction and short stories. Following that is the workshop period when we work on drafts and ultimately make a great finished product.

Week 14-16 Reflective Letter & Chapbook

Putting It All Together in Your Own Book!

Finals Week

No Final Exam. Your Chapbook and Reflective Letter are the primary final products.



DO NOT PRINT OUT THIS SCHEDULE
 it is a flexible document which is modified frequently.



Full Schedule

Under each date below are tasks *due by the end of that day* (11:59 pm).

This schedule will be posted in installments. Check it often; it is flexible and subject to change!

Quizzes are added as we go through the term. Various media will be adjusted (flexible).

By Wed. Jan. 15 Course Intro		
Read	<ul style="list-style-type: none"> Instructor's welcome email/letter and possible recording. From main Bb menu: <ul style="list-style-type: none"> Homepage 	Read the Homepage <i>carefully</i> .
Do	<p>Peliminaries</p> <ul style="list-style-type: none"> Purchase our textbook. Browse around our whole Blackboard (Bb) to get familiar with the layout. Go to the WTH forum of the Pub and click it. You will see an option up on the screen to "Subscribe." Click that. <p>In Bb/Pub/Conversations/</p> <ul style="list-style-type: none"> Begin work on CONVO #1: Say Hello and What Does this Stuff All Mean? 	
By Fri. Jan. 17 Thinking about Art & the Creative Process		
Read	<p>In your hardcopy Goldberg</p> <ul style="list-style-type: none"> Preface to the Second Edition," pp. xxi-xxiv. "Introduction," pp. 1-4. "Beginner's Mind, Pen, and Paper," 5-7. 	<p>It's important to keep up on all reading assignments. We do have pop quizzes from time to time, some exercises will involve the readings, and you will be expected to discuss them in your Reflective Letter at the end of the term.</p>



Do	In Bb/Pub/Conversations/ <ul style="list-style-type: none"> Continue work on CONVO #1. 	The quizzes are easy and usually open-book.
Watch	In Bb/Class Library/Power Point Presentations <ul style="list-style-type: none"> <i>Perspectives Wheel on Art & The Creative Process</i> In Bb/Class Library/Videos and Audio Recordings <ul style="list-style-type: none"> Cindy Discusses Blackboard and Course Intro 	Genres of creative writing include poetry, fiction, creative nonfiction, script (film) writing, and more. We will mainly cover poetry and fiction, and are beginning with poetry.
By Wed. Jan. 22 Entering a Couple Weeks of Readings, Viewings, Convos & Exercises to Help You Write Poetry Project #1		
Read	In Bb/Project Assignments/Poetry Projects Poetry Project #1 Assignment: Personal Memory Poem In Bb/Class Library/Poetry/Sampler Personal Memory Poems <ul style="list-style-type: none"> Roethke, "My Papa's Waltz" Lewis, "The Accident" Orr, "Litany" Olds, "The Race" Bishop, "The Fish" 	 NOTE THAT I HAVE REVISED THE SCHEDULE AND POWER POINTS ON POETRY & CRAFT AS OF 1/21 Also, be aware that you don't need to start work on Poetry Project #1 right away.
Watch	In Bb/Class Library/Power Point Presentations/Poetry Power Points/ Power Point Shows for Help with the Poetry Projects <ul style="list-style-type: none"> Poetry Project #1: The Personal Memory Poem In Bb/Class Library/Power Point Presentations/Poetry Power Points/Poetry and Craft <ul style="list-style-type: none"> <i>The Craft of Poetry</i> <i>Poetry and The Line</i> (optional) <i>Fixed or Traditional Forms in Poetry</i> (optional) 	
Complete	In Pub/Conversations/ <ul style="list-style-type: none"> Finish CONVO #1 if you haven't already. 	

As you go down the schedule, remember that items in the boxes are due on **THOSE DAYS, before 11:59 pm.**

By Mon. Jan. 27

Read	In Goldberg <ul style="list-style-type: none"> • “Writing as Practice,” pp. 11-14 • “Composting,” pp. 15-17 • “Don’t Tell, but Show,” pp. 75-76 	Power of specific descriptive detail!
Watch	In Class Library/Videos and Audio Recordings <ul style="list-style-type: none"> • Cindy Reads Roethke & Lewis (WATCH BEFORE YOU BEGIN WORK ON CONVO #2) 	
Do	In Pub/Conversations <ul style="list-style-type: none"> • CONVO #2: Lewis Part 1 	

By Wed. Jan. 29

Read	In Goldberg <ul style="list-style-type: none"> • “Be Specific,” pp. 77-78 • “Original Detail,” pp. 45-46 • “The Power of Detail,” pp. 47-49. 	
Watch	In Class Library/Videos and Audio Recordings <ul style="list-style-type: none"> • Looking at End of Jan. and Beginning of Feb, and More Poem Models for Poetry Project #1 	
Complete & Begin	In Pub/Conversations/ <ul style="list-style-type: none"> • CONVO #3: Lewis Part 2 Begin working on first project, if you haven’t already.	

By Fri. Jan. 31

Watch	In Bb/Class Library/Power Point Presentations <ul style="list-style-type: none"> • <i>The Wonder of Toast</i> • <i>Shimmering Language</i> 	Be looking for some pieces of bread and a toaster!
Complete	In Bb/Pub/Exercises <ul style="list-style-type: none"> • The Wonder of Toast 	

By Tues. Feb. 4
DRAFT DUE

Complete	In Bb/Poetry Unit/Poetry Project #1/Workshop: Drafting and Critiquing/ <ul style="list-style-type: none"> Poetry Project #1, Draft #1 (post draft of Poetry Project #1. You want this very close to 40 lines long) 	The 40-line length is important, but don't let it stress you out. It's just a way to push you a bit. Students always have more in them than they think, and tend to stop too soon!
Watch	In Bb/Poetry Unit/Poetry Project #1/Videos <ul style="list-style-type: none"> Amendment: I sent out a written piece on your toast exercise and Project #1 drafts. Please check email. In Bb/Poetry Unit/Poetry Project #1/Videos <ul style="list-style-type: none"> NEW: video with Cindy's updates on schedule, drafting, and Blackboard as of late Tues. evening. 	If you happen to work ahead, that's great. Just be aware that some items which appear in the schedule may not yet be posted to Bb. They will be shortly!

Remember that this schedule is a major course resource and reading document. That means you should not skim-read it, but rather study it carefully each week for full details.

If you do want to see items due at a glance, you can scroll down and spot the **ALL-CAPS-IN-RED items under certain dates.**

By Wed. Feb. 5
CRITIQUE DUE


Do	In Bb/Poetry Unit/Poetry Project #1/Workshop-- Drafting and Critiquing/ <ul style="list-style-type: none"> Poetry Project #1, Draft #1 (critique a poem by one of your classmates. You will see a critique form link) 	
Read	<u>CINDY TALKS ABOUT DRAFTS</u>	

By Fri. Feb. 7

Watch	<u>SURREALISM POWER POINT</u> You don't have to watch the whole Surrealism Power Point. Try to watch down to the segment on visual surrealism, slide #37 or so. Some of it you can skim.	
-------	---	--

By Mon. Feb. 10
COMPLETED POEM DUE

Watch	In Bb/Poetry Unit/Poetry Project #1/Videos etc. <ul style="list-style-type: none"> Cindy Talks about Updates for Week of Feb. 10 	
-------	--	--

Complete	<p>In Bb/Poetry Unit/Poetry Project #1</p> <ul style="list-style-type: none"> • FINISHED VERSION DROPBOX This will take you to a dropbox for all of the poetry projects. Remember that you do have a 1-week grace period. See Late Policies on our Homepage. 	<p>You will notice that we are moving much more quickly through the second project than we did for the first. This is because we were doing a lot of preparatory thinking and practice initially to help us through the whole semester.</p>
Begin	<p>Feel free to start on your Project #2 poem any time, but be sure to read and watch the assigned materials first.</p>	
Read	<p><u>POETRY PROJECT #2 ASSIGNMENT</u></p> <p>In Goldberg</p> <ul style="list-style-type: none"> • “We Are Not the Poem,” pp. 34-35 • “Syntax,” pp. 67-71 • “Nervously Sipping Wine,” pp. 72-74 <p>These are cool and helpful readings for the current project!</p>	
<p>By Thurs. Feb. 13 DRAFT DUE</p>		
Complete	<p>In Bb/Poetry Unit/Poetry Project #2/ Workshop: Drafting and Critiquing/</p> <ul style="list-style-type: none"> • Poetry Project #2 Draft (post draft of Poetry Project #2. As before, you want this very close to 40 lines long) 	<p>Don't forget to be working on independent material all term for your chapbook.</p>
<p>By Mon. Feb. 17 President's Day CRITIQUE DUE</p>		
Do	<p>In Bb/Poetry Unit/Poetry Project #2/ Workshop: Drafting and Critiquing/</p> <ul style="list-style-type: none"> • Poetry Project #2 Draft (critique one of your classmate's drafts.. You will see a critique form link in the workshop area & full instructions) 	

Watch and/or Review	<p><i>Shimmering Language: Figurative Language</i></p> <p>In Bb/Poetry Unit/Poetry Project #2/Videos etc.</p> <ul style="list-style-type: none"> • Updates and Cindy Talks about Drafts [forthcoming] 	
<p>By Fri. Feb. 21</p> <p>COMPLETED POEM DUE</p>		
Complete	<p>In Bb/ Poetry Unit/Poetry Project #2/</p> <ul style="list-style-type: none"> • COMPLETED POEM (post your revised and finished poem) <p>Remember that you do have a 1-week grace period. See Late Policies on our Homepage.</p>	
<p>By Wed. Feb. 26</p>		
Read	POETRY PROJECT #3 ASSIGNMENT	
Watch and Do	<p>SPOKEN WORD POWER POINT</p> <p>You don't have to watch every single link in the presentation, but try to watch as many as you can. The more you see, the better you will understand the possibilities for your own piece!</p>	
Begin	Begin working on your spoken word piece any time!	
<p>By Fri. Feb. 28</p> <p>CONVO #4</p> <p>PART 1 DUE</p>		
Complete	<p>In Bb/Poetry Unit/Poetry Project #3/</p> <ul style="list-style-type: none"> • CONVO #4: Finding and Sharing Spoken Word Performances PART 1 	<p>Stay tuned all week for possible videos by Cindy. She will inform you by email or announcement.</p>
Do	Be working on your performance!	
<p>By Wed. March 4</p> <p>CONVO #4</p> <p>PART 2 DUE</p>		

Complete	In Bb/Poetry Unit/Poetry Project #3/ <ul style="list-style-type: none"> • CONVO #4: Finding and Sharing Spoken Word Performances PART 2 	
Do	Be working on your performance!	
Check	Look for possible upcoming videos by Cindy here!	
By Fri. March 6 CONVO #4 PART 3 DUE		
Complete	In Bb/Poetry Unit/Poetry Project #3/ <ul style="list-style-type: none"> • CONVO #4 Finding and Sharing Spoken Word Performances PART 3 	Stay tuned all week for <i>possible</i> videos by Cindy. She will inform you by email or announcement.
Do	Be working on your performance!	
By Tues. March 10 DRAFT DUE		
Complete	In Bb/Poetry Unit/Poetry Project #3/ Workshop: Drafting and Critiquing/ <ul style="list-style-type: none"> • Poetry Project #3 Draft (post draft of a video or audio file. As before, you want this very close to 40 lines long) 	
By Thurs. March 12 CRITIQUE DUE		
Complete	In Bb/Poetry Unit/Poetry Project #3/ Workshop: Drafting and Critiquing/ <ul style="list-style-type: none"> • Poetry Project #3 Draft (critique a poem by one of your classmates. You will see a link to the critique form and full instructions). 	
Watch	Tentative video: reviewing semester, etc.	Don't forget to be working on <u>independent material all term for your chapbook.</u>

By Fri. March 13

MIDTERM EVALUATION DUE

Complete	<p>In Poetry Unit/Poetry Project #3/Exercises</p> <ul style="list-style-type: none">• Watching Class Performances <p>In Bb main menu, at very top:</p> <ul style="list-style-type: none">• Mid-point Course Evaluation or click here: http://www.ndsu.edu/pubweb/~cinic/hol/229/Midterm Course Eval.docx <p>Complete this document, save it, and email it as an attachment to cindy.nichols@ndsu.edu. IMPORTANT: on the Subject line of your email, type "229 COURSE EVAL."</p>	
----------	---	--

MARCH 16-20 SPRING BREAK !

		Stay safe!
--	---	------------

By Tues. March 24

POETRY PROJECT #3 DUE

Read	<p>In Fiction Unit/Readings</p> <ul style="list-style-type: none">• "The Poet's Husband"	Begin Fiction!
Complete	<p>In Fiction Unit/Exercises/ • Thinking about the Elements of Story, Part 1</p> <p>In Poetry Unit/Finished Version Dropbox</p> <ul style="list-style-type: none">• Final version Poetry Project #3	

By Wed. March 25
EXERCISE DUE

Complete	In Fiction/Exercises/ <ul style="list-style-type: none"> Thinking about the Elements of Story, Part 2 	
Learn	YOU HAVE THE REST OF THE WEEK TO LEARN COLLABORATE ULTRA IN BLACKBOARD. See email of Fri. the 20 th for details. Collaborate is a Bb tool that will allow us to talk and see each other (if we wish) in real time. Go to Bb. The link is at the very top of the menu.	
Do poll	https://doodle.com/poll/hdkc3csd37hdazq3	

Fri. March 27

Read/ Review	Click here for info on the Independent Component of your Chapbook.	Remember to be working on this material throughout the term. If ever in doubt about quality or quantity, feel free to shoot it to Cindy for a look.
-----------------	--	---

By Mon. March 30

Read	Looking at Flash Fiction. Click here. (You will need to print this out in order to read it.) If that link doesn't work, you can also access the stories in Fiction Unit/Readings.	Funny, moving, amazing flash fiction.
------	--	--

Wed. April 1
Office Hours 10-1:00

Go to Collaborate "Course Room" to see me


Watch	For a sense of how fiction writers come up with characters for their stories, check out this clip from a film called <i>Wonder Boy</i> , with Toby McGuire and Michael Douglas. The very beginning is not important; <i>you want to mainly watch the bar scene.</i> https://youtu.be/ZMASxQ-IsB0 The setting is a university town, and Michael Douglas is a Creative Writing teacher. He's a writer himself, and in	For the entire rest of the movie, Michael Douglas keeps running into "Vernon Hardapple" and keeps calling him "Vernon Hardapple," even though, of course, that isn't his name LOL. You should all actually watch the whole film; I think
-------	--	---

	<p>the bar he sees his agent, who is in town visiting and to see how the Douglas character is progressing with his novel (poorly). The agent is sitting in the bar with one of the teacher's students (Toby McGuire) who appears to be passed out.</p> <p>The fiction writers I've know really do operate like this; they walk into a room, and start seeing potential characters for stories!</p>	<p>you'd enjoy it. It's about creative writing students at a university ;)</p> <p>If you watch it, let me know and I'll give you a little extra credit.</p>
--	--	---

Thurs. April 2

Watch	<p>In Fiction Unit/Power Point Presentations</p> <ul style="list-style-type: none"> • Faces: Character and Story 	
-------	---	--

By Fri. April 3
2 EXERCISES DUE

<p>Read</p> 	<p>In Fiction Unit/Readings</p> <ul style="list-style-type: none"> • Ray Carver, "Cathedral" <p>In Fiction Unit/</p> <ul style="list-style-type: none"> • Fiction Project Assignment 	<p>Which of these silhouettes is the guy who narrates "Cathedral"? Really look at them. Even enlarge.</p>
---	--	---

Complete	<p>In Fiction Unit/Exercises</p> <ul style="list-style-type: none"> • "Questions about Cathedral" • Your Own Flash Fiction 	<p>Relax and have fun with this!</p>
----------	--	--------------------------------------

By Tues. April 7
EXERCISE DUE

Complete	In Fiction Unit/Exercises Your Own Flash Fiction 2	Relax with this; just practice writing stories.
Watch tentative	Cindy Discusses “Cathedral” and Fiction Project in Collaborate (tentative) What would it be like to write a story in which the main character is not super bright—someone actually not as smart as you, the author? And possibly even bigoted? This isn’t required, of course; just an option.	

By Wed. April 8
Office Hours 10-1:00

Go to Collaborate “Course Room” to see me

Read	In Fiction Unit/Readings <ul style="list-style-type: none"> Tim O’Brien, “How To Tell a True War Story” or click here. <p>Do you think you might someday be telling stories about an historic and horrific event in your own lifetime—a deadly pandemic?</p> 	Be aware that this story has a nonlinear plot. That is, it does not progress chronologically, but is told in fragments that do not appear to be any particular order time-wise—they are simply the narrator’s memories as they occur to him. Like our own memories and dreams, they repeat themselves.
------	--	---

By Fri. April 10

Watch	<ul style="list-style-type: none"> Lecture, discussion, or PPT on O’Brien, TBA 	
Lecture tentative	<ul style="list-style-type: none"> Writing about horrific experience; apocalyptic fiction 	


Mon. April 13
Office Hours 10-1:00

Complete	<p>In Fiction Unit/Exercises</p> <ul style="list-style-type: none"> Your Own Flash Fiction 3 <p>As always, have fun. This time go for vivid IMAGES. Think of the exploding tree in the Tim O'Brien story—an image both beautiful and horrifying—or the moment when the narrator and blind man touch hands to draw a cathedral in the Ray Carver story.</p>	
----------	--	--

Wed. April 15
Office Hours 10-1:00

Tentative	<p>Creative nonfiction lecture, discussion, or PPT. Keep an eye on email for announcements and updates!</p>	
-----------	---	--

Fri. April 17

	<p>Work on Fiction Project.</p> <p>You guys might be interested in this fairly sophisticated list of futuristic pandemic fiction: CLICK HERE</p> <p>It would be cool if you'd explore your current experience of this world crisis in your story! Obviously it's optional, though. </p>	<p>Click here for a cool and disturbing sci-fi story having to do with a deadly virus!</p> <p>It's interesting to note that the author's name—James Tiptree, Jr.—is actually a pseudonym for writer Alice Bradley Sheldon</p>
--	--	---

Mon. April 20
FICTION PROJECT DRAFT #1 DUE

Note: office hours were initially listed here, but they are no longer applicable on Mondays.

Hand In	<p>In Fiction Unit/Workshop Drafting & Critiquing</p> <ul style="list-style-type: none"> Fiction Project Draft #1 	<p>The critiquing periods will include review of readings in our Goldberg text.</p>
Complete	<p>In Fiction Unit/Workshop Drafting & Critiquing/Fiction Project #1</p> <ul style="list-style-type: none"> Critique a classmate's draft. 	

Wed. April 22
Office Hours 10-1:00

Optional	Work on Fiction Project, applying what you learned from your peer critiques. Your critiquers will not be right about everything; you should use your best judgment to sift and weigh feedback. (Remember that the critiquing process is in-part for the CRITIQUERS. It give you practice reading as an editor and learning to evaluate your OWN work.	
Complete	<p>In Pub/Exercises:</p> <ul style="list-style-type: none"> EXERCISE: Looking at Your Flash Fiction and Reviewing Again the Fundamental Elements of Fiction 	This was added somewhat last minute; make a good effort to get it done by this date, but remember that you have a 1-week grace period for exercises.
Read	<p>https://owl.purdue.edu/owl/subject_specific_writing/creative_writing/creative_nonfiction/index.html</p> <p>—and—</p> <p>https://owl.purdue.edu/owl/subject_specific_writing/creative_writing/creative_nonfiction/sub_genres_of_creative_nonfiction.html</p> <p>Then check out this:</p> <p>http://www.ndsu.edu/pubweb/~cinichol/229/Creative Nonfiction Readings & Resources.pdf</p>	<p>This is a third genre which I would like to have covered, but there is almost never enough time. I do want you introduce it to you, however; I think some of you will like it. Some of the work you've handed in this term has in fact been much like creative nonfiction already,</p> <p>Creative nonfiction includes memoirs, personal essays, autobiography, and more.</p>

Fri. April 24
FICTION PROJECT DRAFT #2
& VRD CHAPBOOK DUE

VRD = Very Rough Draft

Hand In	<p>In Fiction Unit/Workshop Drafting & Critiquing</p> <ul style="list-style-type: none"> Fiction Project Draft #2 <p>In Chapbook & Reflective Letter Unit/Chapbook/</p> <ul style="list-style-type: none"> Click Here to Post Rough Draft 	
---------	---	--

CONFERENCE WEEK

	Mon. April 27 CONFERENCES	
	Tues. April 28 CONFERENCES	
	Wed. April 29 CONFERENCES	
	Thurs. April 30 CONFERENCES	
	Fri. May 1 Follow-Up Conferences, As-Needed	
Wed. May 6 Office Hours 10-1:00		
	<ul style="list-style-type: none"> • Finish up fiction project (you will hand it in via your chapbook. That is, it will be one of the items in your book.) • Work on letters and chapbooks. • Review course Power Points & readings, especially the Goldberg text. You reference these in your optional reflective letter. 	Remember that you have a 1-week grace period for exercises, so, if you were behind a bit on our last one (see April 22), you have until today to hand it in with no penalty.
Fri. May 11 Chapbook and Letter Due		You will hand in your Fiction Project via your chapbook
Hand In Chapbook	In Bb/Chapbook & Reflective Letter Unit/Chapbook <ul style="list-style-type: none"> • Click Here to Post Finished Chapbook 	
OPTIONAL Hand In Reflective Letter	In Bb/Chapbook & Reflective Letter Unit/Reflective Letter <ul style="list-style-type: none"> • Click Here to Post Finished Letter 	

Have a great summer!

