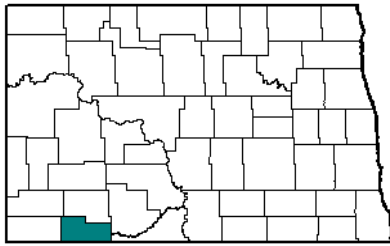


Adams County



County Quick Facts

- County Seat : **Hettinger**
- State Population Rank, 2000 : **44**
- Median Age in Years, 2000 : **45.6**
- Persons Per Square Mile, 2000 : **2.6**

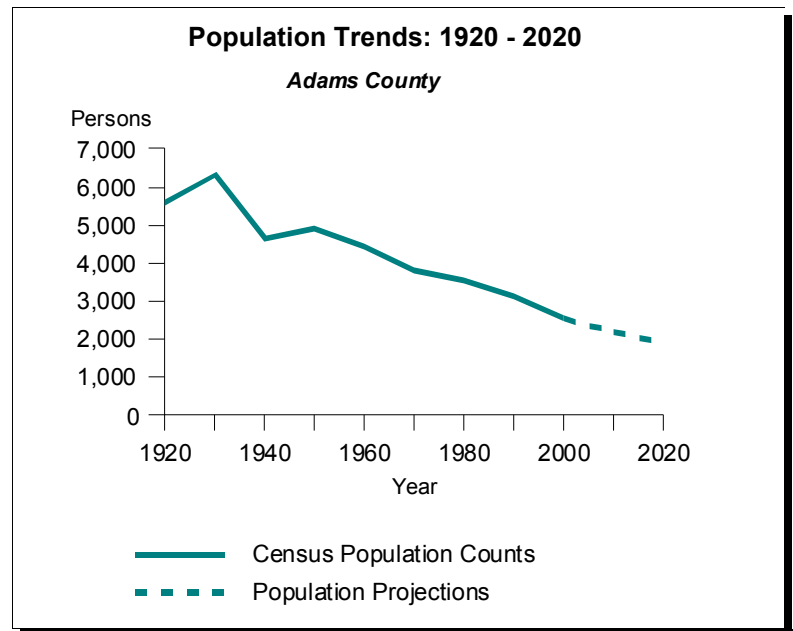


Table 1. Census Population Counts by Age and Gender, 1980, 1990 and 2000: Adams County

Age	1980			1990			2000		
	Total	Male	Female	Total	Male	Female	Total	Male	Female
0 to 4	280	155	125	214	115	99	117	61	56
5 to 9	250	122	128	236	122	114	150	69	81
10 to 14	282	149	133	235	129	106	203	105	98
15 to 19	304	140	164	194	99	95	176	86	90
20 to 24	260	135	125	115	60	55	62	36	26
25 to 29	266	134	132	180	86	94	83	35	48
30 to 34	250	128	122	211	112	99	115	66	49
35 to 39	184	99	85	235	116	119	175	74	101
40 to 44	181	94	87	240	121	119	189	95	94
45 to 49	166	78	88	157	81	76	214	104	110
50 to 54	196	101	95	148	75	73	193	98	95
55 to 59	175	80	95	148	70	78	137	69	68
60 to 64	207	98	109	180	82	98	155	80	75
65 to 69	184	98	86	167	79	88	134	70	64
70 to 74	159	81	78	179	80	99	145	57	88
75 to 79	115	46	69	136	66	70	122	53	69
80 to 84	61	30	31	107	44	63	110	41	69
85 plus	64	22	42	92	32	60	113	40	73
Total	3,584	1,790	1,794	3,174	1,569	1,605	2,593	1,239	1,354

Population Pyramids for Adams County

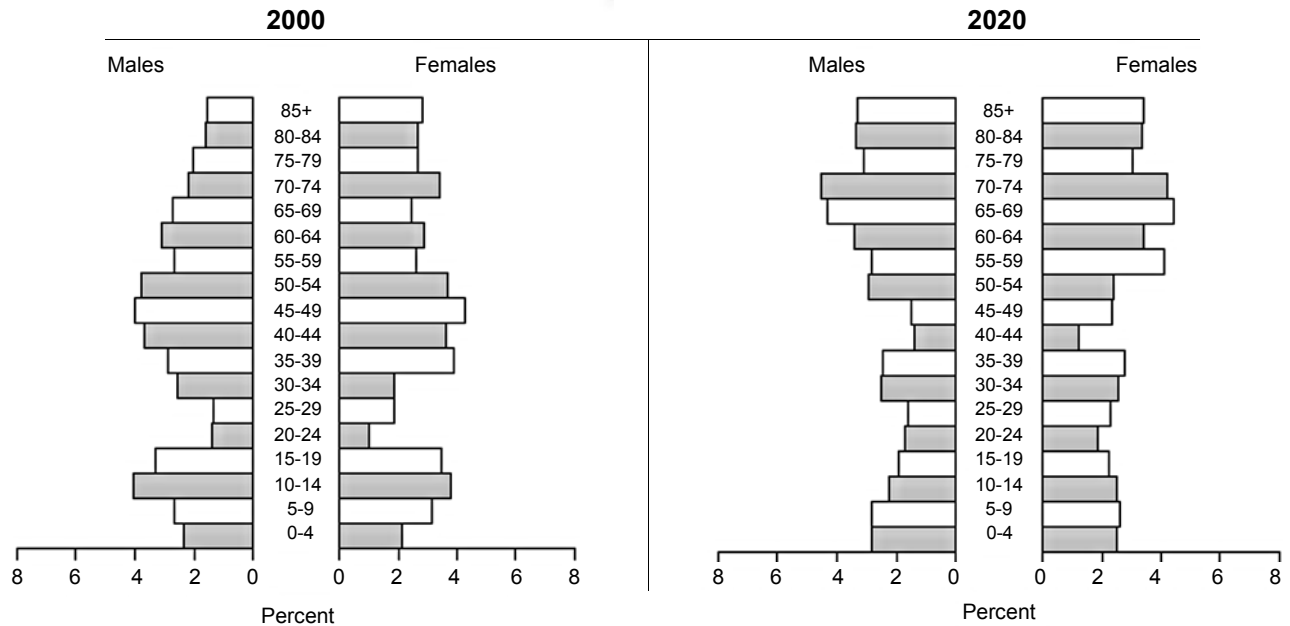


Table 2. Population Projections by Age and Gender, 2005, 2010, 2015, and 2020: Adams County

Age	2005			2010			2015			2020		
	Total	Male	Female	Total	Male	Female	Total	Male	Female	Total	Male	Female
0 to 4	96	50	46	91	46	45	101	52	49	104	55	49
5 to 9	122	64	58	100	52	48	95	48	47	106	55	51
10 to 14	147	63	84	118	58	60	97	47	50	93	44	49
15 to 19	172	85	87	126	51	75	100	47	53	82	38	44
20 to 24	123	60	63	121	60	61	88	36	52	70	33	37
25 to 29	54	31	23	107	52	55	105	52	53	76	31	45
30 to 34	79	33	46	51	29	22	101	49	52	99	49	50
35 to 39	115	65	50	79	32	47	51	28	23	102	48	54
40 to 44	177	73	104	115	64	51	79	31	48	51	27	24
45 to 49	180	90	90	169	69	100	110	61	49	75	29	46
50 to 54	204	99	105	172	86	86	162	66	96	105	58	47
55 to 59	163	83	80	173	84	89	146	73	73	137	56	81
60 to 64	115	58	57	152	77	75	161	78	83	134	67	67
65 to 69	150	78	72	123	63	60	162	84	78	172	85	87
70 to 74	130	69	61	160	84	76	131	68	63	172	89	83
75 to 79	122	46	76	120	62	58	147	76	71	121	61	60
80 to 84	101	42	59	112	41	71	110	55	55	132	66	66
85 plus	115	45	70	119	51	68	129	53	76	132	65	67
Total	2,365	1,134	1,231	2,208	1,061	1,147	2,075	1,004	1,071	1,963	956	1,007