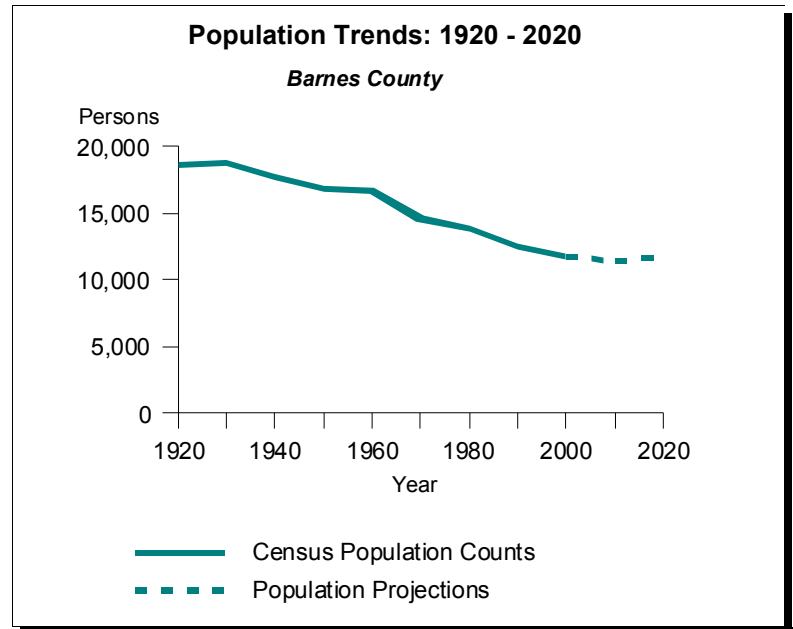
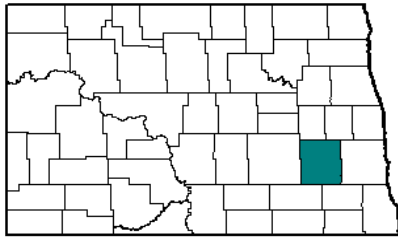


Barnes County



County Quick Facts

- County Seat : **Valley City**
- State Population Rank, 2000 : **13**
- Median Age in Years, 2000 : **40.6**
- Persons Per Square Mile, 2000 : **7.9**

Table 1. Census Population Counts by Age and Gender, 1980, 1990 and 2000: Barnes County

Age	1980			1990			2000		
	Total	Male	Female	Total	Male	Female	Total	Male	Female
0 to 4	1,023	534	489	809	406	403	623	315	308
5 to 9	937	476	461	880	458	422	665	337	328
10 to 14	957	474	483	897	460	437	796	395	401
15 to 19	1,457	697	760	958	488	470	1,015	532	483
20 to 24	1,343	709	634	848	446	402	850	426	424
25 to 29	1,048	556	492	714	353	361	521	287	234
30 to 34	821	430	391	882	444	438	571	295	276
35 to 39	664	339	325	889	459	430	732	369	363
40 to 44	587	294	293	734	372	362	887	448	439
45 to 49	597	290	307	612	308	304	916	472	444
50 to 54	650	312	338	554	265	289	715	363	352
55 to 59	725	380	345	551	281	270	612	307	305
60 to 64	748	358	390	574	257	317	540	257	283
65 to 69	706	332	374	683	346	337	517	254	263
70 to 74	665	302	363	647	275	372	488	222	266
75 to 79	440	195	245	556	233	323	510	235	275
80 to 84	314	126	188	408	150	258	402	140	262
85 plus	278	86	192	349	119	230	415	137	278
Total	13,960	6,890	7,070	12,545	6,120	6,425	11,775	5,791	5,984

Population Pyramids for Barnes County

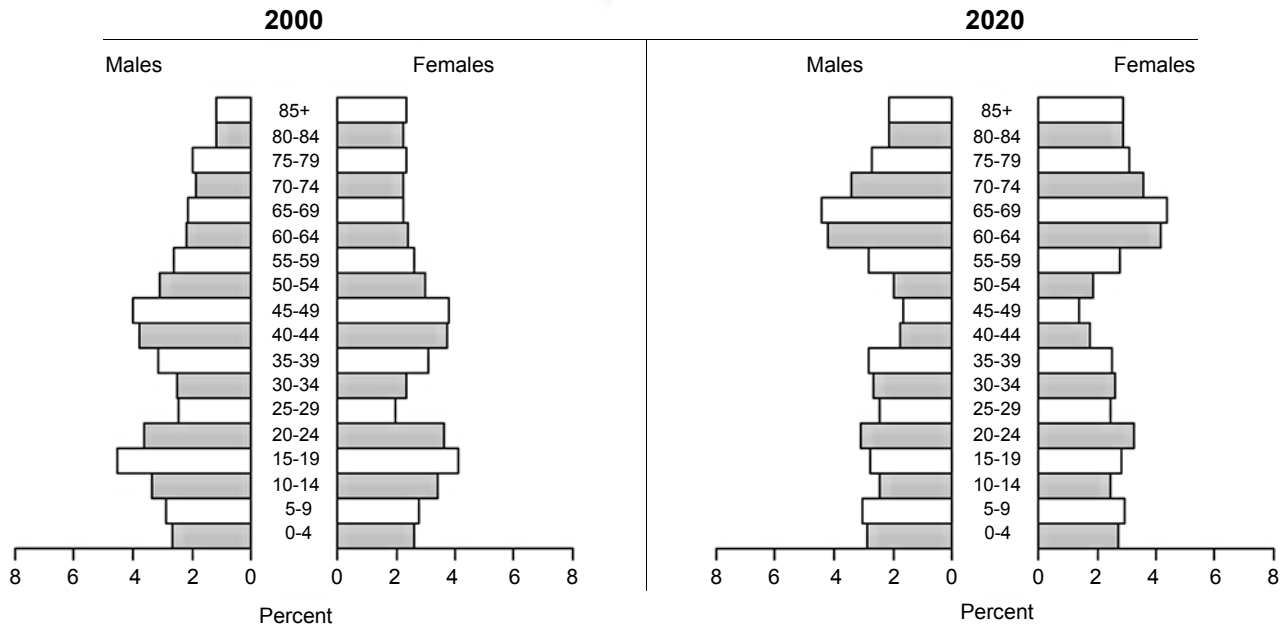


Table 2. Population Projections by Age and Gender, 2005, 2010, 2015, and 2020: Barnes County

Age	2005			2010			2015			2020		
	Total	Male	Female	Total	Male	Female	Total	Male	Female	Total	Male	Female
0 to 4	592	305	287	560	291	269	686	353	333	653	336	317
5 to 9	636	318	318	604	308	296	572	294	278	701	357	344
10 to 14	667	329	338	639	311	328	606	301	305	574	287	287
15 to 19	856	425	431	717	354	363	686	334	352	652	324	328
20 to 24	1,091	572	519	920	457	463	771	381	390	737	359	378
25 to 29	634	323	311	814	434	380	686	347	339	575	289	286
30 to 34	469	258	211	571	291	280	733	391	342	617	312	305
35 to 39	484	249	235	398	218	180	484	246	238	621	330	291
40 to 44	620	311	309	410	210	200	337	184	153	411	208	203
45 to 49	931	470	461	651	327	324	430	220	210	354	193	161
50 to 54	962	496	466	978	494	484	683	343	340	451	231	220
55 to 59	682	346	336	916	471	445	932	470	462	652	327	325
60 to 64	582	291	291	713	361	352	959	492	467	975	490	485
65 to 69	526	246	280	625	307	318	764	380	384	1,028	518	510
70 to 74	502	242	260	564	258	306	667	321	346	818	399	419
75 to 79	456	201	255	514	240	274	579	257	322	683	319	364
80 to 84	470	209	261	463	197	266	522	235	287	587	250	337
85 plus	414	137	277	507	205	302	532	217	315	586	250	336
Total	11,574	5,728	5,846	11,564	5,734	5,830	11,629	5,766	5,863	11,675	5,779	5,896