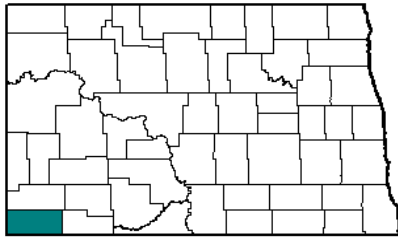


Bowman County



County Quick Facts

- County Seat : **Bowman**
- State Population Rank, 2000 : **36**
- Median Age in Years, 2000 : **43.0**
- Persons Per Square Mile, 2000 : **2.8**

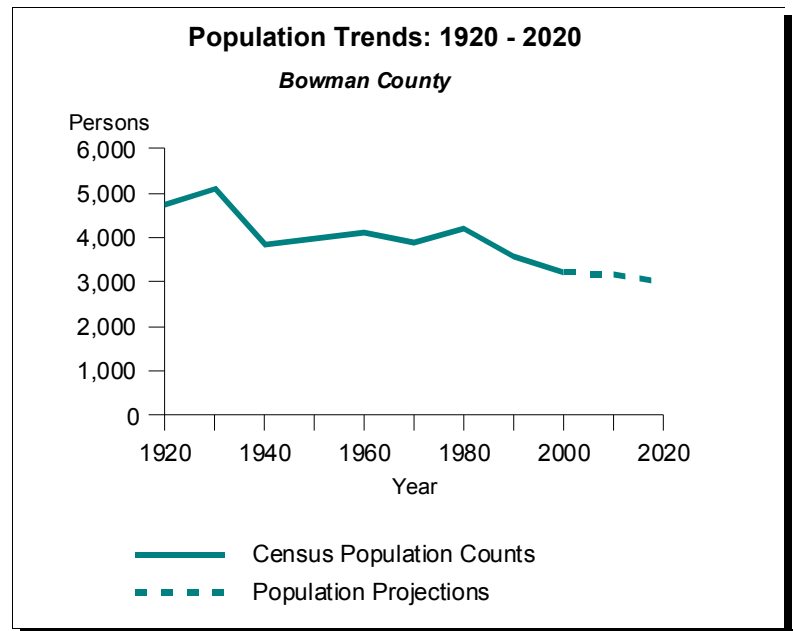


Table 1. Census Population Counts by Age and Gender, 1980, 1990 and 2000: Bowman County

Age	1980			1990			2000		
	Total	Male	Female	Total	Male	Female	Total	Male	Female
0 to 4	374	199	175	233	110	123	149	64	85
5 to 9	348	174	174	293	156	137	198	97	101
10 to 14	370	194	176	300	170	130	255	118	137
15 to 19	397	204	193	247	123	124	251	127	124
20 to 24	333	169	164	126	68	58	98	53	45
25 to 29	327	168	159	187	92	95	131	69	62
30 to 34	274	138	136	284	145	139	150	80	70
35 to 39	251	128	123	286	144	142	228	118	110
40 to 44	188	92	96	234	115	119	289	146	143
45 to 49	193	95	98	207	106	101	272	142	130
50 to 54	225	119	106	145	69	76	196	86	110
55 to 59	196	101	95	184	85	99	177	94	83
60 to 64	182	81	101	206	107	99	141	68	73
65 to 69	182	88	94	169	79	90	167	80	87
70 to 74	168	82	86	179	70	109	170	82	88
75 to 79	97	40	57	132	53	79	133	60	73
80 to 84	66	27	39	103	45	58	111	44	67
85 plus	58	23	35	81	24	57	126	48	78
Total	4,229	2,122	2,107	3,596	1,761	1,835	3,242	1,576	1,666

Population Pyramids for Bowman County

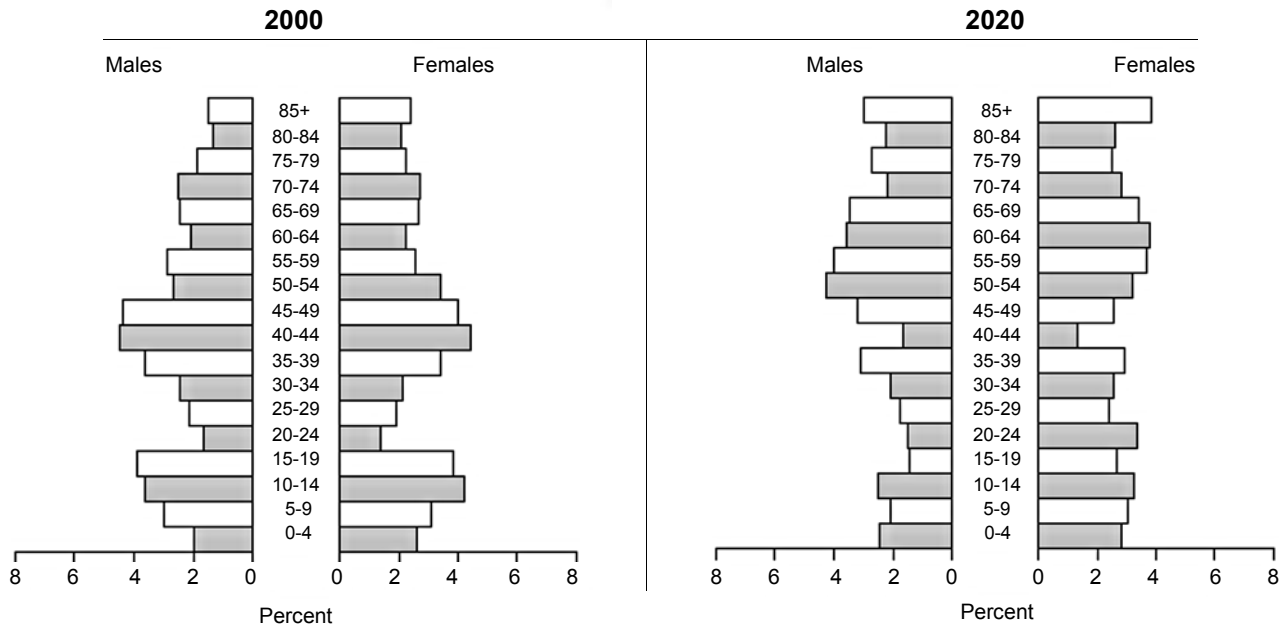


Table 2. Population Projections by Age and Gender, 2005, 2010, 2015, and 2020: Bowman County

Age	2005			2010			2015			2020		
	Total	Male	Female	Total	Male	Female	Total	Male	Female	Total	Male	Female
0 to 4	120	56	64	165	90	75	150	70	80	160	74	86
5 to 9	157	59	98	125	51	74	169	83	86	156	64	92
10 to 14	205	89	116	167	54	113	132	47	85	175	76	99
15 to 19	239	109	130	193	83	110	157	50	107	125	44	81
20 to 24	236	118	118	225	101	124	181	77	104	148	46	102
25 to 29	69	37	32	166	83	83	158	71	87	127	54	73
30 to 34	118	62	56	62	33	29	150	75	75	142	64	78
35 to 39	183	100	83	143	77	66	75	41	34	183	94	89
40 to 44	278	147	131	224	125	99	174	96	78	91	51	40
45 to 49	289	148	141	279	149	130	225	127	98	174	97	77
50 to 54	273	144	129	289	150	139	280	151	129	226	129	97
55 to 59	166	70	96	228	116	112	242	122	120	234	122	112
60 to 64	148	76	72	154	63	91	210	104	106	223	108	115
65 to 69	129	64	65	148	78	70	153	65	88	210	106	104
70 to 74	150	74	76	129	66	63	147	79	68	152	66	86
75 to 79	165	76	89	161	76	85	138	67	71	158	82	76
80 to 84	129	55	74	175	76	99	171	76	95	147	68	79
85 plus	123	47	76	148	61	87	196	83	113	207	90	117
Total	3,177	1,531	1,646	3,181	1,532	1,649	3,108	1,484	1,624	3,038	1,435	1,603