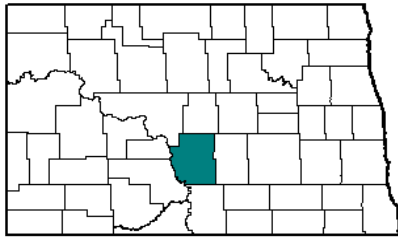
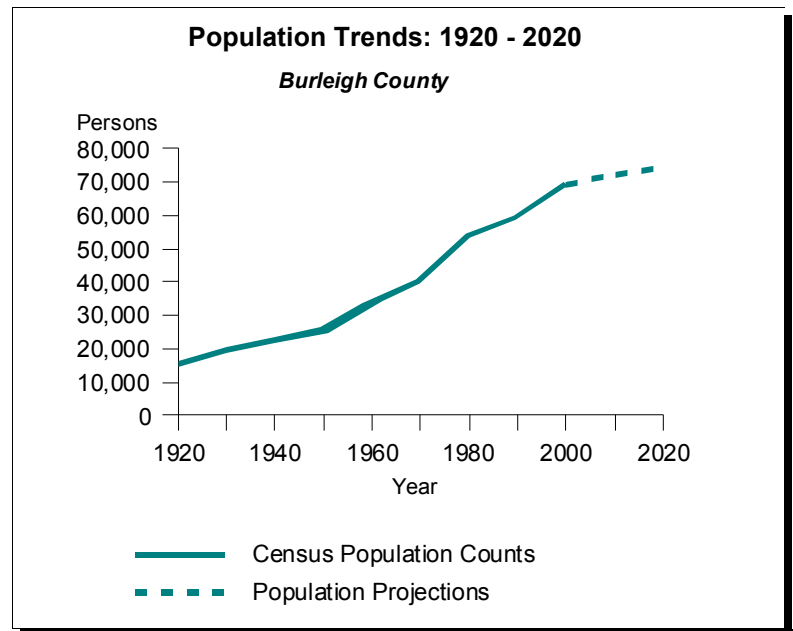


# Burleigh County



## County Quick Facts

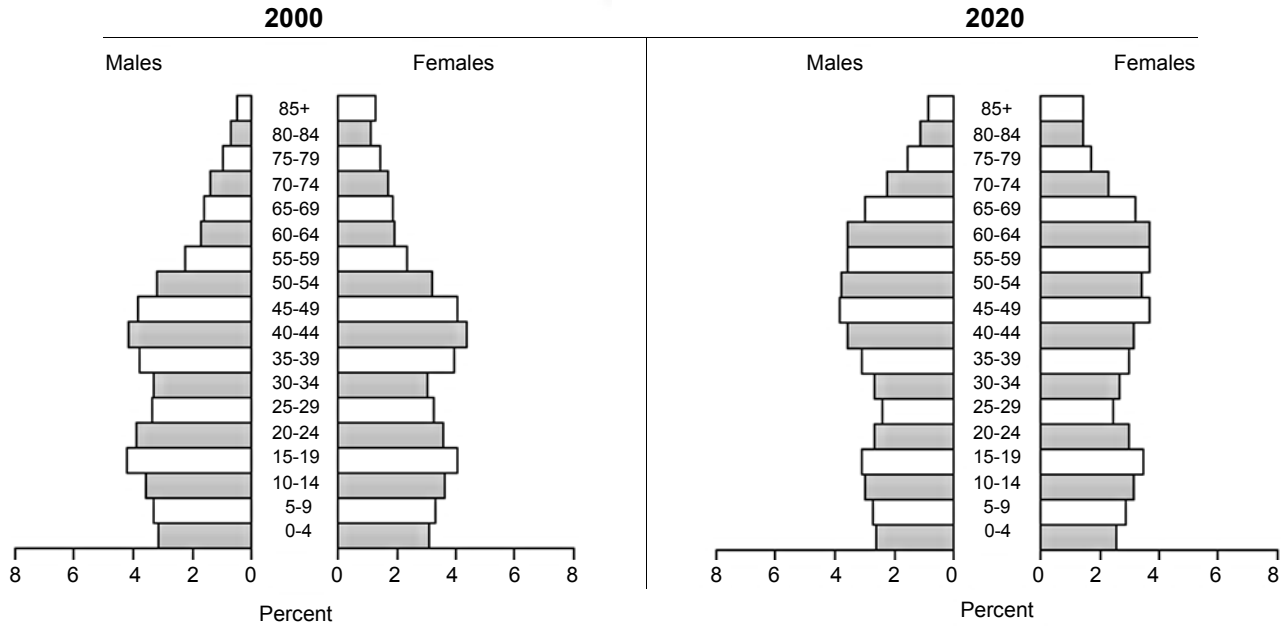
- County Seat : **Bismarck**
- State Population Rank, 2000 : **2**
- Median Age in Years, 2000 : **35.9**
- Persons Per Square Mile, 2000 : **42.5**



**Table 1. Census Population Counts by Age and Gender, 1980, 1990 and 2000: Burleigh County**

Age	1980			1990			2000		
	Total	Male	Female	Total	Male	Female	Total	Male	Female
0 to 4	4,716	2,475	2,241	4,532	2,281	2,251	4,330	2,184	2,146
5 to 9	4,316	2,187	2,129	5,049	2,618	2,431	4,598	2,313	2,285
10 to 14	4,394	2,238	2,156	4,606	2,433	2,173	4,987	2,483	2,504
15 to 19	5,380	2,609	2,771	4,440	2,168	2,272	5,731	2,910	2,821
20 to 24	6,155	2,796	3,359	4,063	1,988	2,075	5,169	2,700	2,469
25 to 29	5,713	2,876	2,837	5,073	2,415	2,658	4,578	2,336	2,242
30 to 34	4,612	2,373	2,239	5,648	2,733	2,915	4,413	2,297	2,116
35 to 39	3,328	1,690	1,638	5,353	2,635	2,718	5,394	2,636	2,758
40 to 44	2,723	1,342	1,381	4,337	2,178	2,159	5,937	2,897	3,040
45 to 49	2,530	1,233	1,297	3,194	1,591	1,603	5,499	2,675	2,824
50 to 54	2,424	1,226	1,198	2,626	1,247	1,379	4,426	2,222	2,204
55 to 59	2,112	983	1,129	2,483	1,201	1,282	3,188	1,558	1,630
60 to 64	1,809	863	946	2,316	1,124	1,192	2,526	1,175	1,351
65 to 69	1,523	671	852	1,901	847	1,054	2,376	1,095	1,281
70 to 74	1,264	525	739	1,649	732	917	2,138	971	1,167
75 to 79	857	340	517	1,234	473	761	1,671	681	990
80 to 84	541	183	358	901	313	588	1,257	465	792
85 plus	414	140	274	726	195	531	1,198	320	878
Total	54,811	26,750	28,061	60,131	29,172	30,959	69,416	33,918	35,498

## Population Pyramids for Burleigh County



**Table 2. Population Projections by Age and Gender, 2005, 2010, 2015, and 2020: Burleigh County**

Age	2005			2010			2015			2020		
	Total	Male	Female	Total	Male	Female	Total	Male	Female	Total	Male	Female
0 to 4	4,297	2,165	2,132	4,203	2,199	2,004	4,012	2,021	1,991	3,847	1,938	1,909
5 to 9	4,524	2,208	2,316	4,489	2,189	2,300	4,385	2,223	2,162	4,191	2,043	2,148
10 to 14	4,804	2,338	2,466	4,731	2,232	2,499	4,695	2,213	2,482	4,580	2,247	2,333
15 to 19	5,236	2,607	2,629	5,044	2,455	2,589	4,968	2,344	2,624	4,930	2,324	2,606
20 to 24	4,872	2,474	2,398	4,451	2,216	2,235	4,288	2,087	2,201	4,222	1,992	2,230
25 to 29	4,349	2,295	2,054	4,098	2,103	1,995	3,744	1,884	1,860	3,605	1,774	1,831
30 to 34	4,847	2,453	2,394	4,604	2,410	2,194	4,339	2,208	2,131	3,964	1,978	1,986
35 to 39	4,611	2,412	2,199	5,063	2,576	2,487	4,810	2,530	2,280	4,532	2,318	2,214
40 to 44	5,633	2,767	2,866	4,817	2,532	2,285	5,288	2,704	2,584	5,024	2,655	2,369
45 to 49	6,270	3,055	3,215	5,949	2,918	3,031	5,086	2,670	2,416	5,585	2,852	2,733
50 to 54	5,807	2,820	2,987	6,621	3,221	3,400	6,282	3,076	3,206	5,370	2,815	2,555
55 to 59	3,820	1,934	1,886	5,009	2,453	2,556	5,712	2,802	2,910	5,420	2,676	2,744
60 to 64	2,748	1,354	1,394	3,621	1,847	1,774	4,745	2,343	2,402	5,411	2,676	2,735
65 to 69	2,232	1,016	1,216	2,665	1,287	1,378	3,509	1,755	1,754	4,601	2,227	2,374
70 to 74	2,094	944	1,150	2,163	963	1,200	2,578	1,218	1,360	3,394	1,663	1,731
75 to 79	1,830	827	1,003	1,970	884	1,086	2,034	901	1,133	2,424	1,140	1,284
80 to 84	1,415	571	844	1,702	762	940	1,831	814	1,017	1,891	829	1,062
85 plus	1,135	332	803	1,331	432	899	1,575	573	1,002	1,736	642	1,094
Total	70,524	34,572	35,952	72,531	35,679	36,852	73,881	36,366	37,515	74,727	36,789	37,938