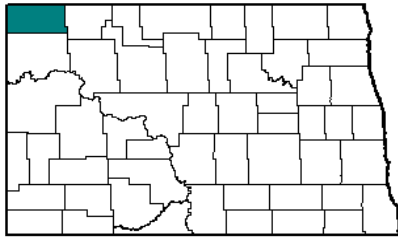
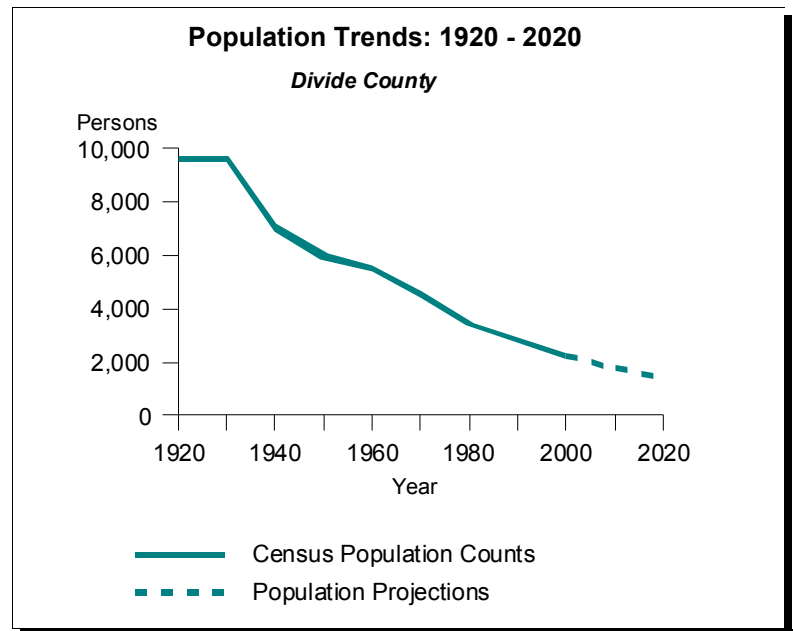


# Divide County



## County Quick Facts

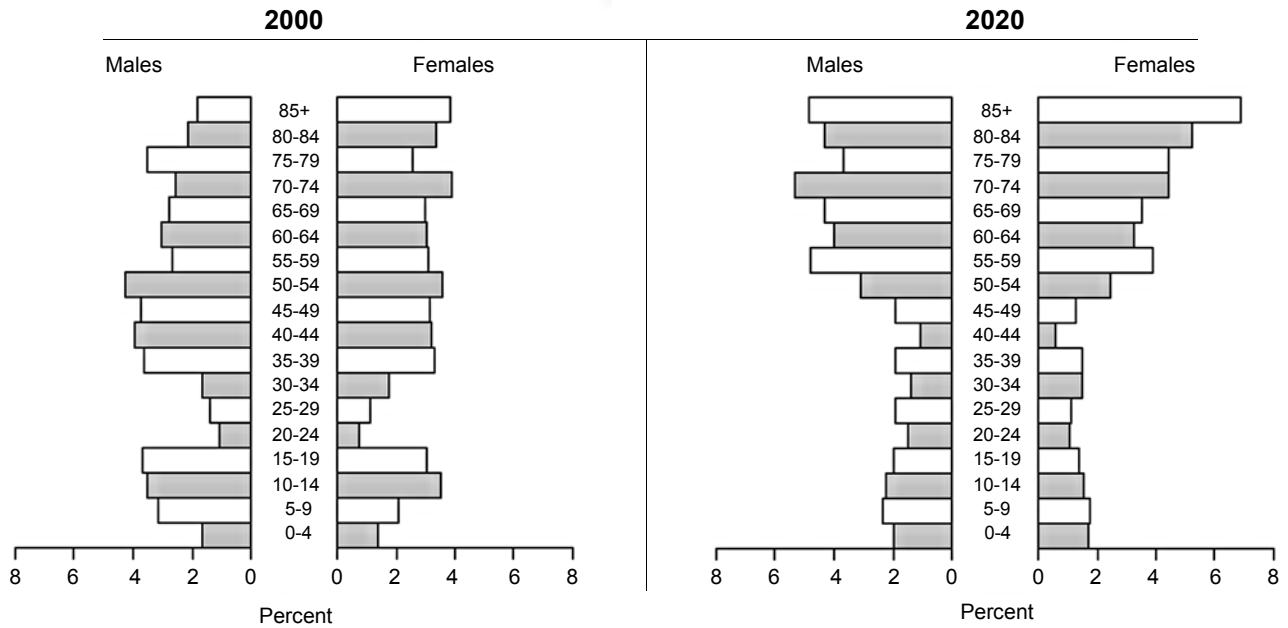
- County Seat : **Crosby**
- State Population Rank, 2000 : **46**
- Median Age in Years, 2000 : **49.0**
- Persons Per Square Mile, 2000 : **1.8**



**Table 1. Census Population Counts by Age and Gender, 1980, 1990 and 2000: Divide County**

Age	1980			1990			2000		
	Total	Male	Female	Total	Male	Female	Total	Male	Female
0 to 4	243	118	125	159	77	82	70	38	32
5 to 9	203	120	83	199	112	87	119	72	47
10 to 14	254	124	130	227	121	106	160	80	80
15 to 19	289	158	131	141	73	68	154	84	70
20 to 24	186	104	82	76	35	41	41	24	17
25 to 29	199	102	97	144	73	71	58	32	26
30 to 34	213	110	103	181	97	84	78	38	40
35 to 39	165	87	78	171	91	80	159	83	76
40 to 44	151	76	75	196	103	93	163	90	73
45 to 49	174	82	92	164	82	82	157	85	72
50 to 54	188	85	103	152	79	73	179	97	82
55 to 59	230	133	97	143	63	80	132	61	71
60 to 64	294	153	141	169	77	92	139	69	70
65 to 69	258	135	123	192	107	85	131	63	68
70 to 74	175	94	81	202	100	102	148	59	89
75 to 79	108	50	58	175	74	101	139	80	59
80 to 84	75	33	42	114	50	64	126	49	77
85 plus	89	33	56	94	33	61	130	42	88
Total	3,494	1,797	1,697	2,899	1,447	1,452	2,283	1,146	1,137

## Population Pyramids for Divide County



**Table 2. Population Projections by Age and Gender, 2005, 2010, 2015, and 2020: Divide County**

Age	2005			2010			2015			2020		
	Total	Male	Female	Total	Male	Female	Total	Male	Female	Total	Male	Female
0 to 4	56	30	26	54	30	24	59	32	27	52	28	24
5 to 9	69	39	30	55	31	24	54	31	23	58	33	25
10 to 14	117	73	44	68	40	28	55	32	23	54	32	22
15 to 19	140	69	71	102	63	39	60	35	25	48	28	20
20 to 24	92	50	42	84	41	43	61	38	23	36	21	15
25 to 29	29	17	12	64	35	29	59	29	30	43	27	16
30 to 34	40	22	18	20	12	8	44	24	20	41	20	21
35 to 39	84	43	41	44	25	19	21	13	8	48	27	21
40 to 44	172	93	79	90	48	42	48	28	20	23	15	8
45 to 49	153	86	67	161	89	72	84	46	38	45	27	18
50 to 54	147	81	66	143	82	61	151	85	66	79	44	35
55 to 59	144	77	67	120	65	55	116	66	50	123	68	55
60 to 64	107	49	58	129	68	61	106	57	49	103	57	46
65 to 69	132	66	66	111	52	59	134	72	62	111	61	50
70 to 74	124	61	63	136	69	67	115	55	60	139	76	63
75 to 79	136	51	85	124	58	66	137	66	71	115	52	63
80 to 84	123	67	56	135	47	88	124	55	69	135	61	74
85 plus	141	51	90	156	75	81	172	66	106	167	69	98
Total	2,006	1,025	981	1,796	930	866	1,600	830	770	1,420	746	674