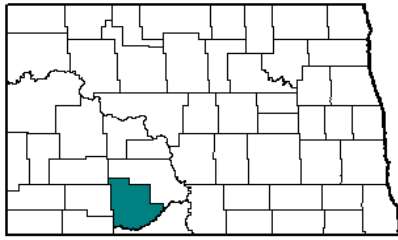


Grant County



County Quick Facts

- County Seat : **Carson**
- State Population Rank, 2000 : **38**
- Median Age in Years, 2000 : **46.5**
- Persons Per Square Mile, 2000 : **1.7**

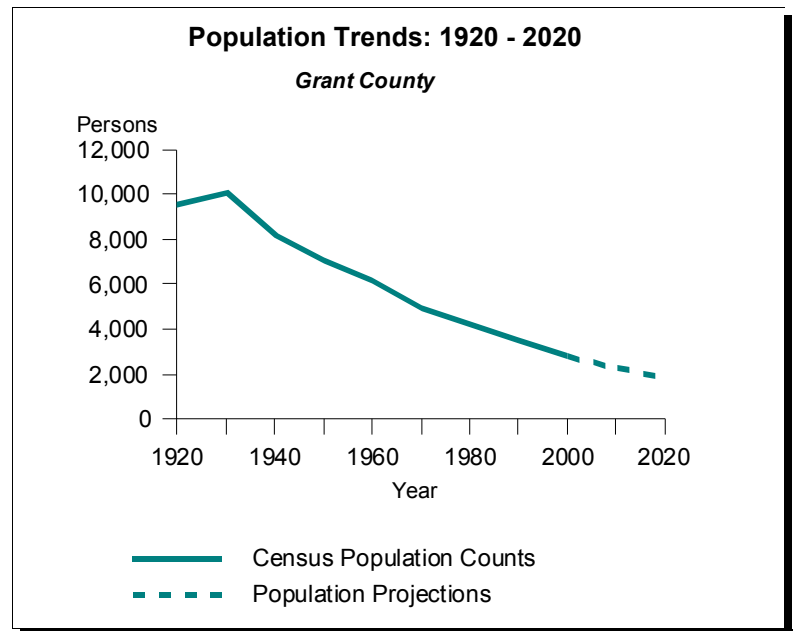


Table 1. Census Population Counts by Age and Gender, 1980, 1990 and 2000: Grant County

Age	1980			1990			2000		
	Total	Male	Female	Total	Male	Female	Total	Male	Female
0 to 4	326	165	161	227	126	101	123	63	60
5 to 9	342	194	148	269	127	142	158	84	74
10 to 14	406	229	177	284	140	144	212	116	96
15 to 19	382	212	170	234	128	106	226	127	99
20 to 24	239	133	106	111	69	42	68	42	26
25 to 29	294	153	141	161	86	75	103	52	51
30 to 34	259	134	125	238	122	116	121	77	44
35 to 39	218	108	110	254	136	118	151	74	77
40 to 44	185	96	89	229	120	109	206	103	103
45 to 49	229	111	118	189	98	91	221	110	111
50 to 54	239	121	118	176	93	83	205	108	97
55 to 59	266	139	127	203	102	101	179	97	82
60 to 64	226	109	117	220	103	117	165	87	78
65 to 69	269	142	127	202	107	95	157	81	76
70 to 74	207	93	114	169	82	87	172	80	92
75 to 79	112	59	53	199	89	110	136	62	74
80 to 84	47	14	33	116	43	73	103	45	58
85 plus	28	12	16	68	28	40	135	41	94
Total	4,274	2,224	2,050	3,549	1,799	1,750	2,841	1,449	1,392

Population Pyramids for Grant County

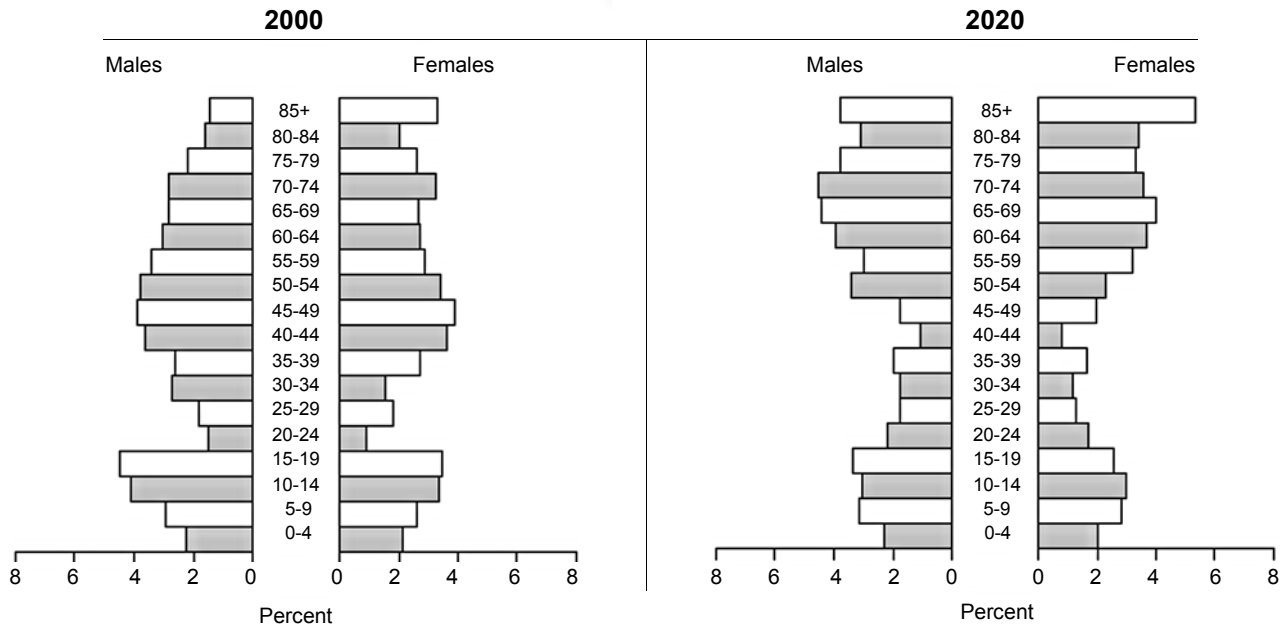


Table 2. Population Projections by Age and Gender, 2005, 2010, 2015, and 2020: Grant County

Age	2005			2010			2015			2020		
	Total	Male	Female	Total	Male	Female	Total	Male	Female	Total	Male	Female
0 to 4	113	59	54	100	50	50	97	51	46	81	43	38
5 to 9	141	72	69	130	68	62	116	58	58	112	59	53
10 to 14	154	82	72	138	71	67	127	67	60	113	57	56
15 to 19	188	111	77	137	79	58	122	68	54	112	64	48
20 to 24	135	76	59	113	67	46	82	47	35	73	41	32
25 to 29	47	29	18	94	53	41	79	47	32	57	33	24
30 to 34	72	36	36	33	20	13	66	37	29	55	33	22
35 to 39	124	77	47	74	36	38	34	20	14	68	37	31
40 to 44	156	74	82	127	77	50	76	36	40	35	20	15
45 to 49	191	95	96	144	68	76	117	71	46	70	33	37
50 to 54	204	101	103	176	87	89	134	63	71	108	65	43
55 to 59	178	96	82	176	89	87	152	76	76	116	56	60
60 to 64	155	86	69	169	93	76	167	86	81	145	75	70
65 to 69	143	76	67	149	83	66	161	89	72	160	84	76
70 to 74	136	70	66	137	73	64	141	79	62	154	86	68
75 to 79	151	66	85	129	63	66	131	66	65	135	72	63
80 to 84	117	50	67	144	58	86	122	56	66	123	58	65
85 plus	126	47	79	148	59	89	180	70	110	173	72	101
Total	2,531	1,303	1,228	2,318	1,194	1,124	2,104	1,087	1,017	1,890	988	902