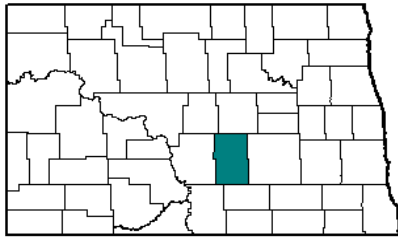
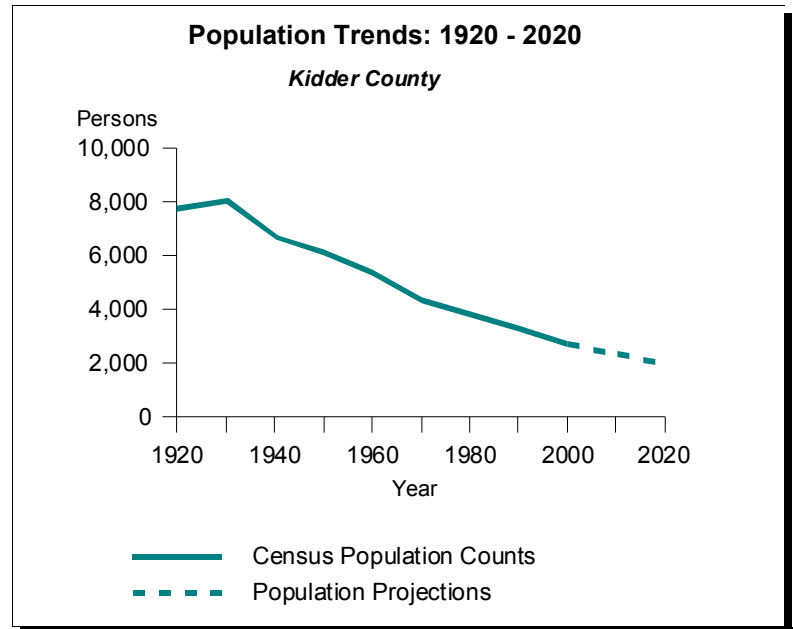


# Kidder County



## County Quick Facts

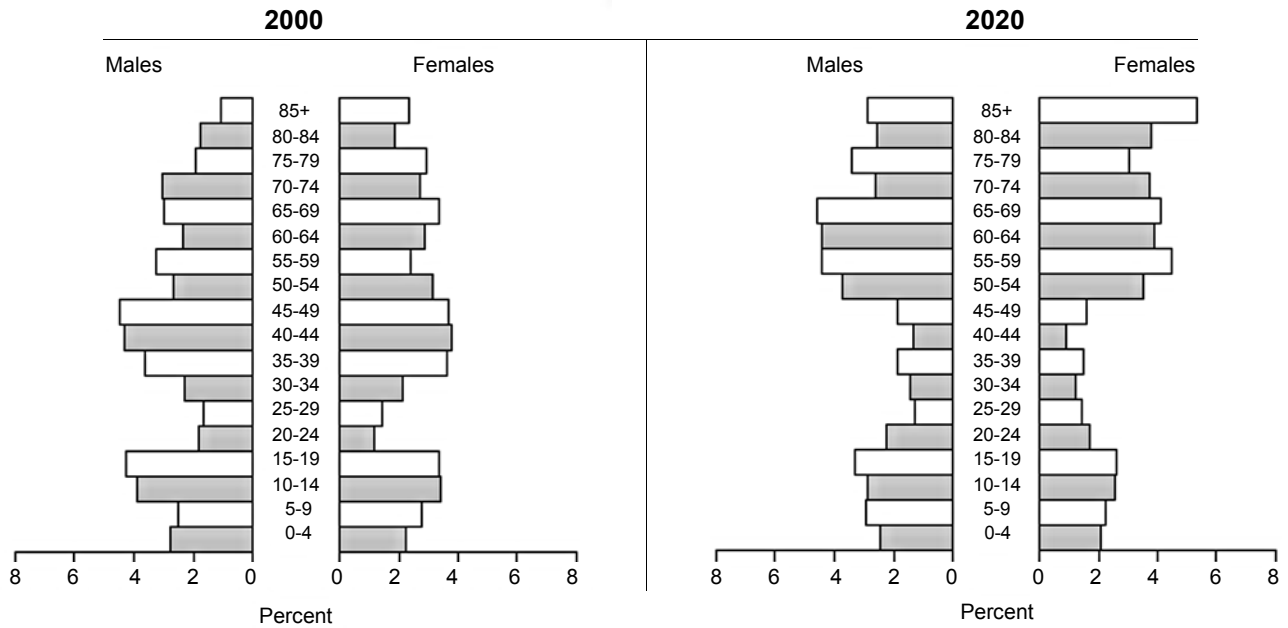
- County Seat : **Steele**
- State Population Rank, 2000 : **41**
- Median Age in Years, 2000 : **44.5**
- Persons Per Square Mile, 2000 : **2.0**



**Table 1. Census Population Counts by Age and Gender, 1980, 1990 and 2000: Kidder County**

Age	1980			1990			2000		
	Total	Male	Female	Total	Male	Female	Total	Male	Female
0 to 4	320	166	154	204	116	88	137	76	61
5 to 9	310	158	152	259	136	123	145	69	76
10 to 14	324	172	152	296	155	141	201	107	94
15 to 19	341	184	157	225	132	93	210	118	92
20 to 24	241	139	102	114	59	55	82	50	32
25 to 29	260	134	126	174	96	78	85	46	39
30 to 34	206	110	96	227	116	111	122	63	59
35 to 39	206	114	92	234	128	106	200	100	100
40 to 44	181	83	98	179	92	87	223	119	104
45 to 49	206	100	106	187	102	85	226	124	102
50 to 54	215	113	102	160	72	88	161	74	87
55 to 59	233	102	131	204	101	103	156	90	66
60 to 64	238	129	109	204	107	97	143	64	79
65 to 69	202	95	107	182	82	100	174	82	92
70 to 74	152	74	78	175	91	84	159	84	75
75 to 79	99	49	50	146	66	80	134	53	81
80 to 84	60	28	32	104	43	61	100	49	51
85 plus	39	9	30	58	23	35	95	30	65
<b>Total</b>	<b>3,833</b>	<b>1,959</b>	<b>1,874</b>	<b>3,332</b>	<b>1,717</b>	<b>1,615</b>	<b>2,753</b>	<b>1,398</b>	<b>1,355</b>

## Population Pyramids for Kidder County



**Table 2. Population Projections by Age and Gender, 2005, 2010, 2015, and 2020: Kidder County**

Age	2005			2010			2015			2020		
	Total	Male	Female	Total	Male	Female	Total	Male	Female	Total	Male	Female
0 to 4	123	67	56	104	53	51	99	54	45	91	49	42
5 to 9	146	84	62	131	74	57	109	58	51	104	59	45
10 to 14	145	68	77	146	83	63	131	73	58	108	57	51
15 to 19	181	97	84	131	62	69	132	75	57	118	66	52
20 to 24	126	71	55	108	58	50	78	37	41	79	45	34
25 to 29	57	35	22	88	50	38	76	41	35	55	26	29
30 to 34	59	32	27	39	24	15	62	35	27	53	29	24
35 to 39	132	67	65	64	34	30	41	25	16	67	37	30
40 to 44	216	106	110	143	71	72	69	36	33	45	27	18
45 to 49	224	122	102	216	108	108	144	73	71	69	37	32
50 to 54	227	127	100	225	125	100	216	110	106	145	75	70
55 to 59	133	59	74	187	102	85	185	100	85	177	88	89
60 to 64	128	72	56	120	52	68	168	90	78	166	88	78
65 to 69	134	59	75	131	73	58	123	52	71	173	91	82
70 to 74	162	75	87	138	60	78	134	73	61	126	52	74
75 to 79	139	71	68	156	70	86	133	56	77	129	68	61
80 to 84	117	44	73	133	66	67	151	65	86	127	51	76
85 plus	99	37	62	125	39	86	143	54	89	163	57	106
Total	2,548	1,293	1,255	2,385	1,204	1,181	2,194	1,107	1,087	1,995	1,002	993