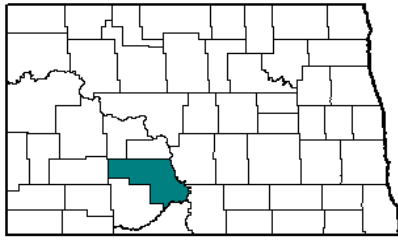
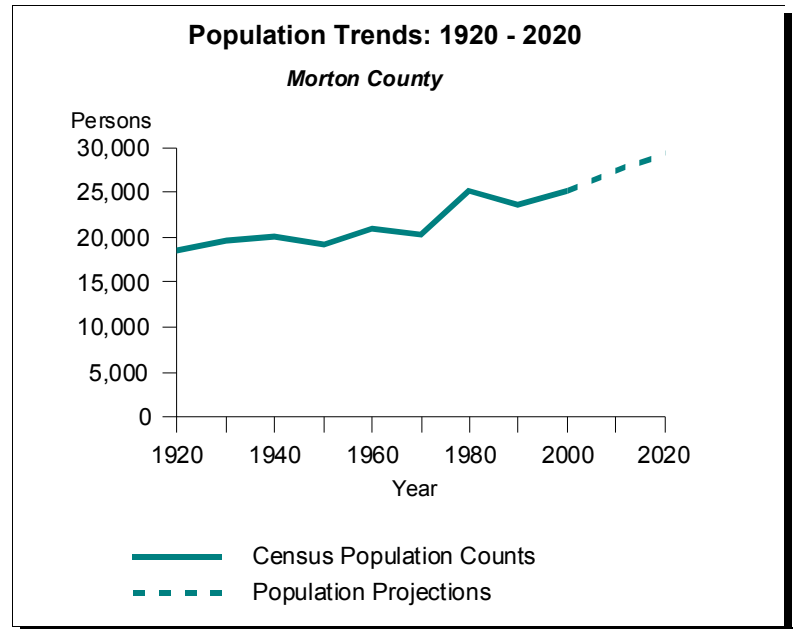


# Morton County



## County Quick Facts

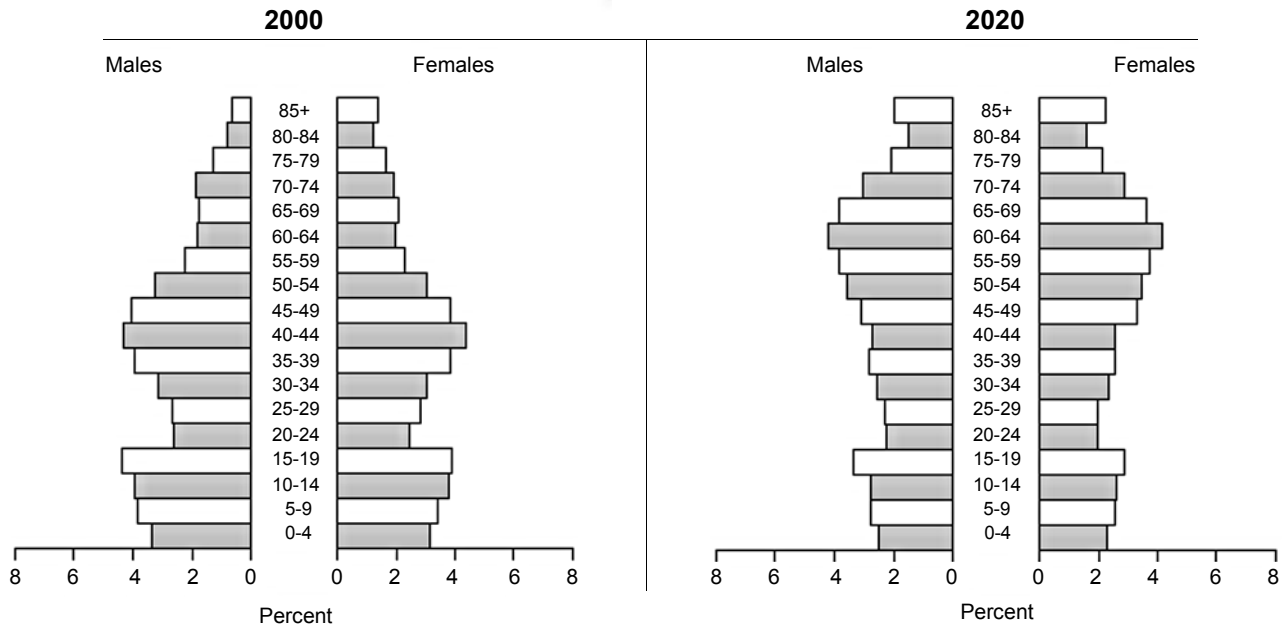
- County Seat : **Mandan**
- State Population Rank, 2000 : **5**
- Median Age in Years, 2000 : **37.4**
- Persons Per Square Mile, 2000 : **13.1**



**Table 1. Census Population Counts by Age and Gender, 1980, 1990 and 2000: Morton County**

Age	1980			1990			2000		
	Total	Male	Female	Total	Male	Female	Total	Male	Female
0 to 4	2,361	1,204	1,157	1,709	849	860	1,638	845	793
5 to 9	2,065	1,065	1,000	2,127	1,082	1,045	1,837	969	868
10 to 14	2,247	1,187	1,060	2,071	1,068	1,003	1,956	995	961
15 to 19	2,483	1,285	1,198	1,835	965	870	2,089	1,100	989
20 to 24	2,278	1,165	1,113	1,203	637	566	1,284	664	620
25 to 29	2,280	1,207	1,073	1,646	824	822	1,393	675	718
30 to 34	1,829	946	883	2,013	982	1,031	1,559	791	768
35 to 39	1,339	685	654	1,929	1,007	922	1,980	1,003	977
40 to 44	1,173	583	590	1,569	799	770	2,203	1,095	1,108
45 to 49	1,151	576	575	1,216	607	609	1,986	1,019	967
50 to 54	1,260	683	577	1,020	483	537	1,592	823	769
55 to 59	1,031	515	516	1,081	520	561	1,142	568	574
60 to 64	964	467	497	1,087	570	517	951	454	497
65 to 69	877	412	465	943	439	504	967	446	521
70 to 74	711	298	413	807	369	438	950	470	480
75 to 79	536	208	328	635	266	369	741	322	419
80 to 84	347	119	228	449	161	288	517	206	311
85 plus	245	91	154	360	96	264	518	161	357
<b>Total</b>	<b>25,177</b>	<b>12,696</b>	<b>12,481</b>	<b>23,700</b>	<b>11,724</b>	<b>11,976</b>	<b>25,303</b>	<b>12,606</b>	<b>12,697</b>

## Population Pyramids for Morton County



**Table 2. Population Projections by Age and Gender, 2005, 2010, 2015, and 2020: Morton County**

Age	2005			2010			2015			2020		
	Total	Male	Female	Total	Male	Female	Total	Male	Female	Total	Male	Female
0 to 4	1,591	827	764	1,457	756	701	1,462	761	701	1,415	736	679
5 to 9	1,753	904	849	1,702	885	817	1,559	809	750	1,564	814	750
10 to 14	1,873	988	885	1,788	922	866	1,736	903	833	1,590	825	765
15 to 19	2,076	1,086	990	1,990	1,078	912	1,898	1,006	892	1,843	985	858
20 to 24	1,358	715	643	1,350	706	644	1,294	701	593	1,234	654	580
25 to 29	1,247	644	603	1,319	694	625	1,311	685	626	1,256	680	576
30 to 34	1,532	742	790	1,371	708	663	1,451	763	688	1,443	754	689
35 to 39	1,715	870	845	1,685	816	869	1,508	779	729	1,596	839	757
40 to 44	2,030	1,027	1,003	1,759	891	868	1,728	836	892	1,547	798	749
45 to 49	2,398	1,191	1,207	2,210	1,118	1,092	1,915	970	945	1,881	910	971
50 to 54	2,162	1,109	1,053	2,610	1,296	1,314	2,405	1,216	1,189	2,084	1,055	1,029
55 to 59	1,479	769	710	2,007	1,036	971	2,422	1,211	1,211	2,234	1,137	1,097
60 to 64	1,060	531	529	1,508	789	719	2,048	1,064	984	2,470	1,242	1,228
65 to 69	932	441	491	1,141	567	574	1,625	844	781	2,206	1,138	1,068
70 to 74	946	432	514	1,002	470	532	1,226	604	622	1,745	899	846
75 to 79	879	440	439	960	444	516	1,017	483	534	1,246	621	625
80 to 84	611	272	339	797	408	389	870	412	458	922	448	474
85 plus	630	230	400	825	342	483	1,075	511	564	1,245	583	662
Total	26,272	13,218	13,054	27,481	13,926	13,555	28,550	14,558	13,992	29,521	15,118	14,403