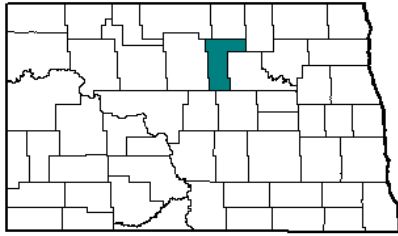


Pierce County



County Quick Facts

- County Seat : **Rugby**
- State Population Rank, 2000 : **28**
- Median Age in Years, 2000 : **42.9**
- Persons Per Square Mile, 2000 : **4.6**

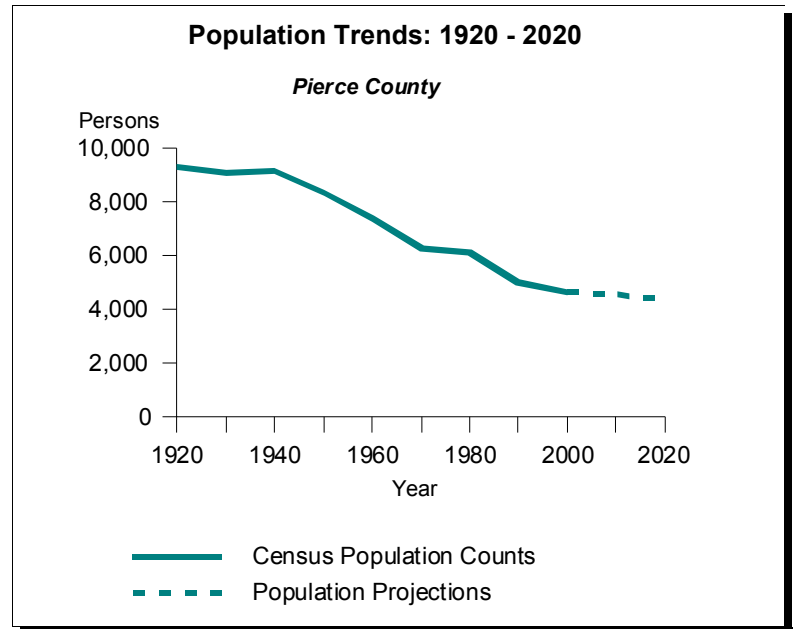


Table 1. Census Population Counts by Age and Gender, 1980, 1990 and 2000: Pierce County

Age	1980			1990			2000		
	Total	Male	Female	Total	Male	Female	Total	Male	Female
0 to 4	442	248	194	272	150	122	246	135	111
5 to 9	447	231	216	396	198	198	286	148	138
10 to 14	591	321	270	393	218	175	331	167	164
15 to 19	648	351	297	319	172	147	358	194	164
20 to 24	426	208	218	198	109	89	150	83	67
25 to 29	380	190	190	307	173	134	186	93	93
30 to 34	307	161	146	306	151	155	241	121	120
35 to 39	329	152	177	325	176	149	350	195	155
40 to 44	295	154	141	269	138	131	340	172	168
45 to 49	289	150	139	242	108	134	340	173	167
50 to 54	303	153	150	254	130	124	243	125	118
55 to 59	305	146	159	259	134	125	241	111	130
60 to 64	290	138	152	289	145	144	236	117	119
65 to 69	349	158	191	295	126	169	234	117	117
70 to 74	316	150	166	258	115	143	264	119	145
75 to 79	198	93	105	258	104	154	245	102	143
80 to 84	127	49	78	211	77	134	169	65	104
85 plus	124	42	82	201	74	127	215	60	155
Total	6,166	3,095	3,071	5,052	2,498	2,554	4,675	2,297	2,378

Population Pyramids for Pierce County

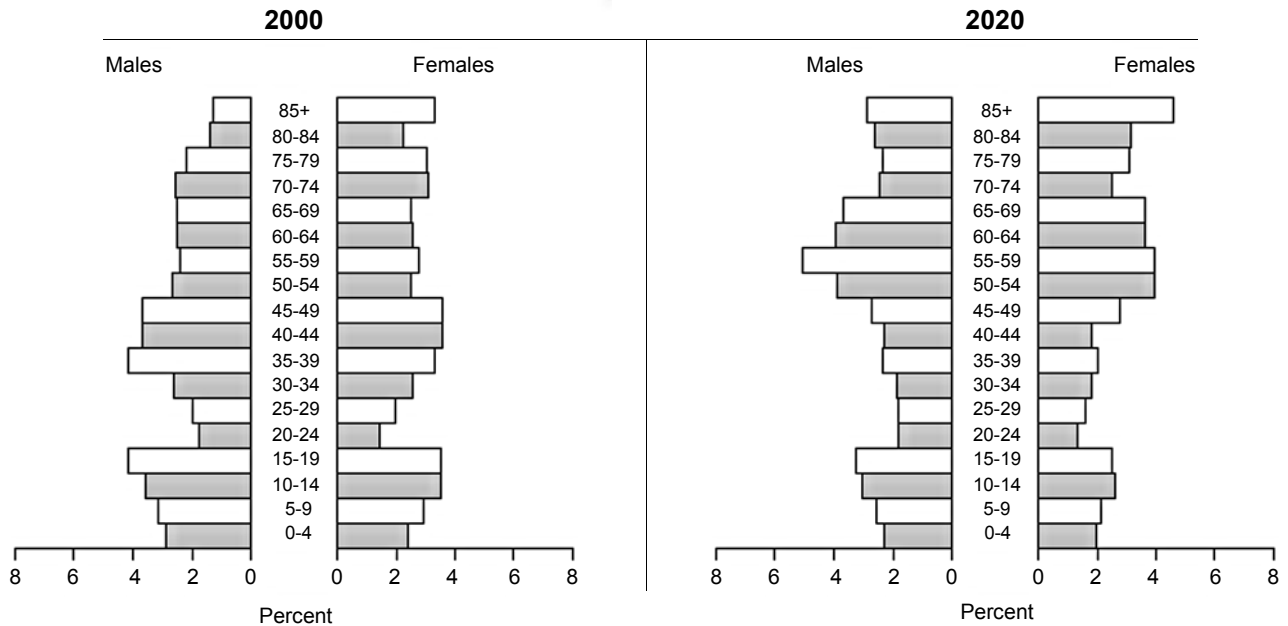


Table 2. Population Projections by Age and Gender, 2005, 2010, 2015, and 2020: Pierce County

Age	2005			2010			2015			2020		
	Total	Male	Female	Total	Male	Female	Total	Male	Female	Total	Male	Female
0 to 4	225	120	105	228	117	111	198	105	93	186	99	87
5 to 9	256	144	112	234	128	106	236	124	112	206	112	94
10 to 14	297	157	140	266	153	113	243	136	107	245	132	113
15 to 19	343	174	169	308	164	144	275	159	116	252	142	110
20 to 24	179	97	82	171	87	84	154	82	72	138	80	58
25 to 29	146	81	65	174	94	80	165	84	81	150	80	70
30 to 34	180	90	90	142	79	63	169	91	78	160	81	79
35 to 39	272	136	136	203	101	102	160	89	71	190	102	88
40 to 44	394	219	175	306	152	154	228	113	115	180	100	80
45 to 49	358	181	177	416	231	185	322	160	162	240	119	121
50 to 54	359	183	176	378	191	187	439	244	195	340	169	171
55 to 59	217	113	104	321	166	155	338	173	165	392	220	172
60 to 64	215	100	115	212	112	100	314	165	149	331	172	159
65 to 69	219	105	114	218	98	120	215	110	105	318	161	157
70 to 74	216	104	112	221	102	119	222	96	126	217	107	110
75 to 79	258	116	142	231	111	120	236	108	128	238	102	136
80 to 84	237	98	139	274	122	152	244	116	128	251	114	137
85 plus	204	62	142	276	93	183	332	121	211	326	126	200
Total	4,575	2,280	2,295	4,579	2,301	2,278	4,490	2,276	2,214	4,360	2,218	2,142