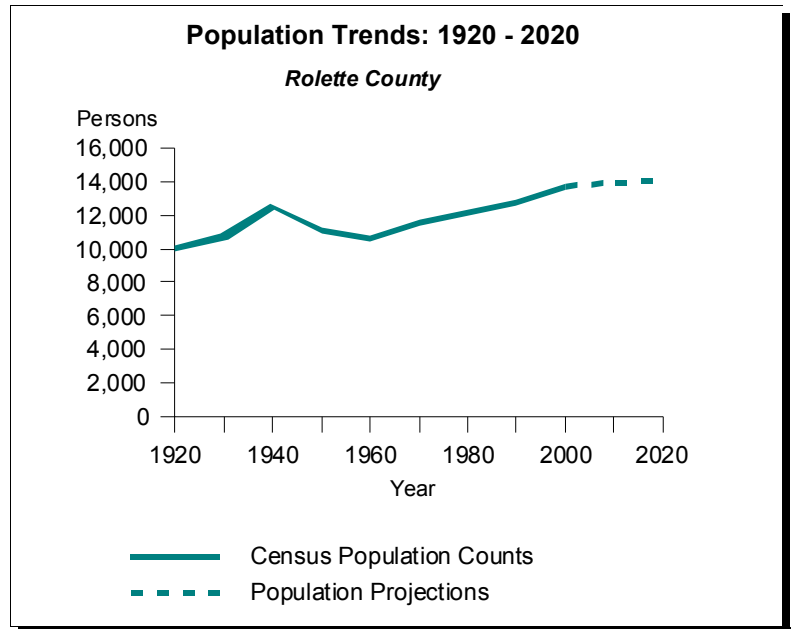
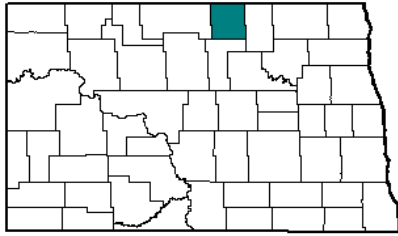


Rolette County



County Quick Facts

- County Seat : **Rolla**
- State Population Rank, 2000 : **10**
- Median Age in Years, 2000 : **28.9**
- Persons Per Square Mile, 2000 : **15.2**

Table 1. Census Population Counts by Age and Gender, 1980, 1990 and 2000: Rolette County

Age	1980			1990			2000		
	Total	Male	Female	Total	Male	Female	Total	Male	Female
0 to 4	1,385	676	709	1,414	730	684	1,208	618	590
5 to 9	1,192	613	579	1,394	761	633	1,388	736	652
10 to 14	1,332	679	653	1,385	708	677	1,512	790	722
15 to 19	1,468	750	718	1,076	560	516	1,345	681	664
20 to 24	965	441	524	788	337	451	837	397	440
25 to 29	874	412	462	988	458	530	706	349	357
30 to 34	716	358	358	933	429	504	831	375	456
35 to 39	632	312	320	827	390	437	1,050	506	544
40 to 44	513	268	245	670	340	330	942	451	491
45 to 49	521	251	270	589	292	297	818	391	427
50 to 54	487	246	241	502	258	244	672	341	331
55 to 59	487	249	238	453	210	243	580	289	291
60 to 64	464	227	237	423	205	218	460	240	220
65 to 69	395	199	196	408	204	204	403	189	214
70 to 74	331	167	164	338	145	193	305	145	160
75 to 79	227	107	120	272	114	158	268	122	146
80 to 84	108	39	69	176	73	103	183	67	116
85 plus	80	27	53	136	48	88	166	54	112
Total	12,177	6,021	6,156	12,772	6,262	6,510	13,674	6,741	6,933

Population Pyramids for Rolette County

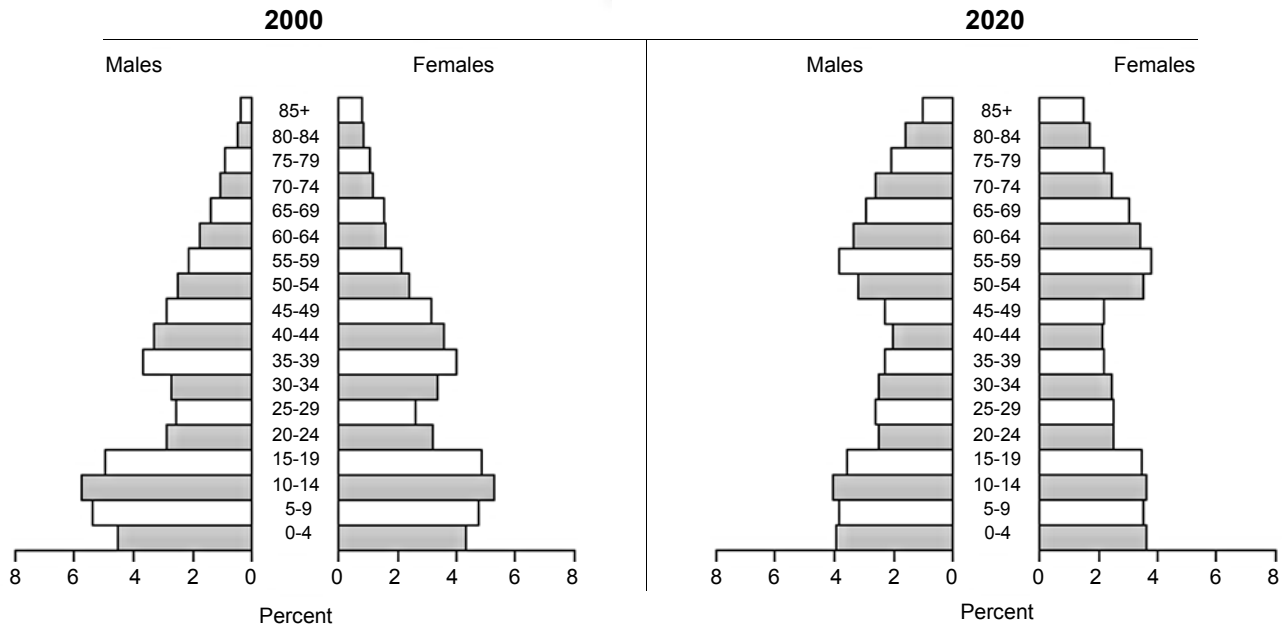


Table 2. Population Projections by Age and Gender, 2005, 2010, 2015, and 2020: Rolette County

Age	2005			2010			2015			2020		
	Total	Male	Female	Total	Male	Female	Total	Male	Female	Total	Male	Female
0 to 4	1,174	612	562	1,316	688	628	1,143	596	547	1,057	551	506
5 to 9	1,093	561	532	1,062	555	507	1,190	624	566	1,034	541	493
10 to 14	1,256	668	588	989	509	480	960	503	457	1,077	566	511
15 to 19	1,546	783	763	1,284	662	622	1,011	504	507	981	498	483
20 to 24	942	477	465	1,082	548	534	898	463	435	708	353	355
25 to 29	670	318	352	754	382	372	865	438	427	718	370	348
30 to 34	565	279	286	536	254	282	604	306	298	692	350	342
35 to 39	870	398	472	592	296	296	561	269	292	632	324	308
40 to 44	1,099	536	563	911	422	489	620	314	306	587	285	302
45 to 49	958	465	493	1,117	552	565	926	435	491	630	323	307
50 to 54	832	403	429	974	479	495	1,136	569	567	941	448	493
55 to 59	633	323	310	783	381	402	916	452	464	1,069	538	531
60 to 64	546	273	273	654	335	319	810	396	414	948	470	478
65 to 69	436	228	208	569	286	283	681	350	331	844	414	430
70 to 74	381	179	202	454	238	216	591	298	293	709	365	344
75 to 79	281	129	152	387	175	212	459	232	227	598	291	307
80 to 84	244	106	138	283	125	158	387	167	220	459	223	236
85 plus	161	54	107	218	85	133	261	106	155	345	139	206
Total	13,687	6,792	6,895	13,965	6,972	6,993	14,019	7,022	6,997	14,029	7,049	6,980