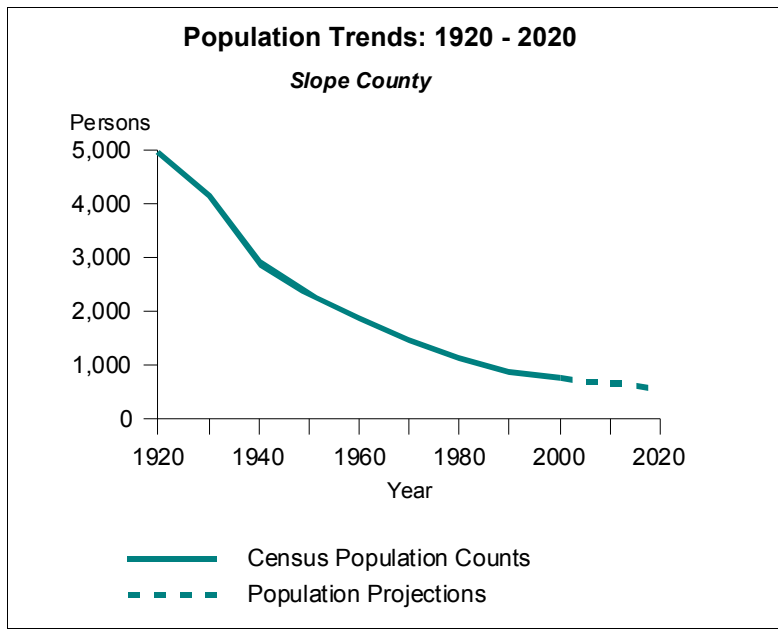
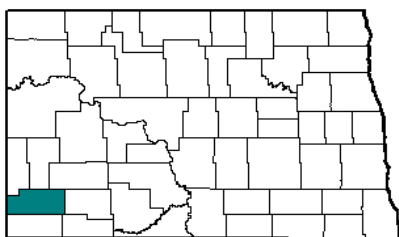


Slope County



County Quick Facts

- County Seat : **Amidon**
- State Population Rank, 2000 : **53**
- Median Age in Years, 2000 : **42.5**
- Persons Per Square Mile, 2000 : **0.6**

Table 1. Census Population Counts by Age and Gender, 1980, 1990 and 2000: Slope County

Age	1980			1990			2000		
	Total	Male	Female	Total	Male	Female	Total	Male	Female
0 to 4	95	52	43	63	33	30	36	18	18
5 to 9	88	41	47	80	45	35	43	22	21
10 to 14	105	53	52	85	50	35	56	30	26
15 to 19	117	67	50	65	29	36	69	38	31
20 to 24	87	53	34	41	25	16	22	17	5
25 to 29	86	45	41	41	22	19	22	8	14
30 to 34	70	40	30	83	41	42	40	27	13
35 to 39	45	25	20	74	43	31	51	26	25
40 to 44	54	25	29	61	37	24	79	40	39
45 to 49	71	38	33	39	18	21	80	43	37
50 to 54	73	35	38	44	22	22	55	35	20
55 to 59	64	31	33	67	32	35	28	11	17
60 to 64	71	44	27	51	28	23	49	26	23
65 to 69	46	26	20	38	18	20	56	29	27
70 to 74	36	18	18	42	19	23	31	18	13
75 to 79	28	13	15	22	13	9	19	9	10
80 to 84	14	2	12	8	2	6	21	9	12
85 plus	7	4	3	3	1	2	10	7	3
Total	1,157	612	545	907	478	429	767	413	354

Population Pyramids for Slope County

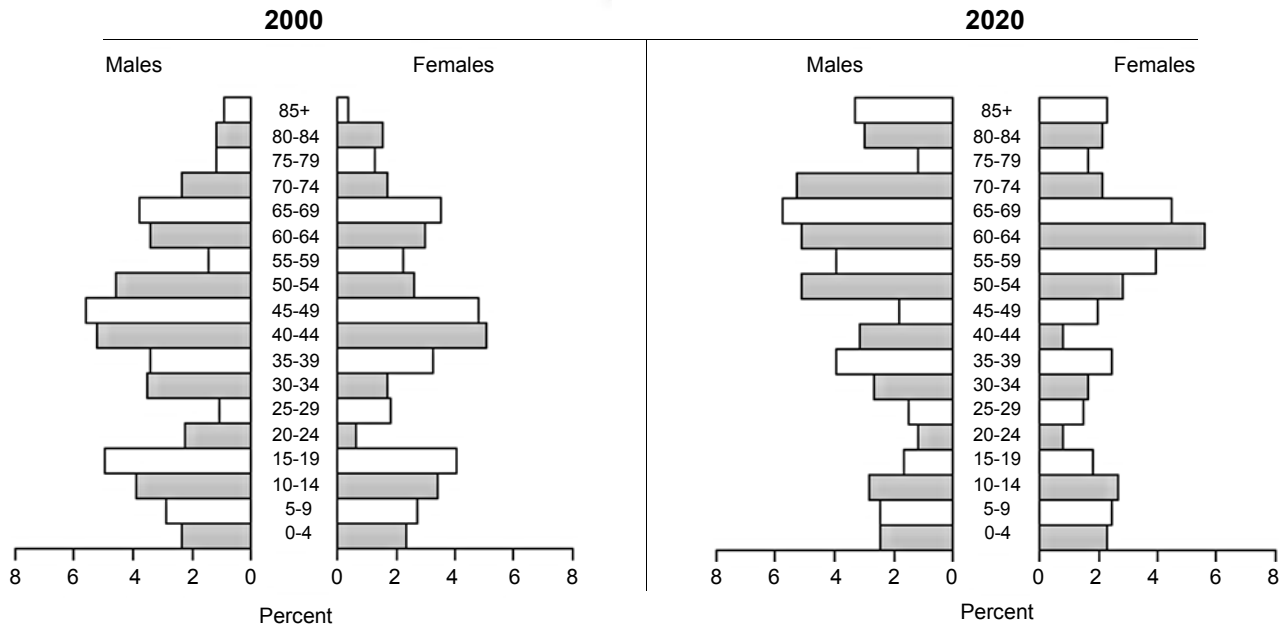


Table 2. Population Projections by Age and Gender, 2005, 2010, 2015, and 2020: Slope County

Age	2005			2010			2015			2020		
	Total	Male	Female	Total	Male	Female	Total	Male	Female	Total	Male	Female
0 to 4	32	16	16	43	23	20	34	17	17	29	15	14
5 to 9	31	15	16	28	14	14	38	20	18	30	15	15
10 to 14	38	19	19	27	13	14	25	12	13	33	17	16
15 to 19	49	26	23	34	17	17	23	11	12	21	10	11
20 to 24	35	23	12	25	16	9	17	10	7	12	7	5
25 to 29	21	15	6	36	20	16	26	14	12	18	9	9
30 to 34	21	9	12	22	17	5	37	23	14	26	16	10
35 to 39	43	29	14	22	10	12	23	18	5	39	24	15
40 to 44	54	28	26	46	31	15	23	11	12	24	19	5
45 to 49	81	40	41	55	28	27	47	31	16	23	11	12
50 to 54	81	42	39	83	40	43	56	28	28	48	31	17
55 to 59	46	30	16	68	35	33	70	34	36	48	24	24
60 to 64	24	9	15	43	28	15	63	33	30	65	31	34
65 to 69	44	25	19	22	9	13	44	30	14	62	35	27
70 to 74	49	27	22	42	25	17	21	9	12	45	32	13
75 to 79	24	14	10	42	24	18	37	22	15	17	7	10
80 to 84	14	7	7	20	12	8	34	19	15	31	18	13
85 plus	18	9	9	17	9	8	21	13	8	34	20	14
Total	705	383	322	675	371	304	639	355	284	605	341	264