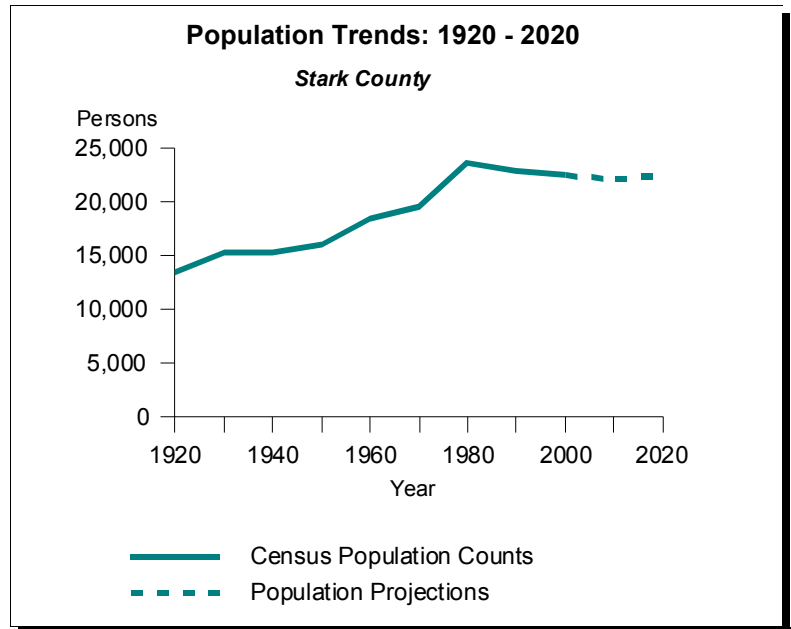
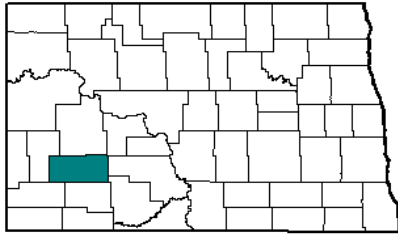


Stark County



County Quick Facts

- County Seat : **Dickinson**
- State Population Rank, 2000 : **6**
- Median Age in Years, 2000 : **36.9**
- Persons Per Square Mile, 2000 : **16.9**

Table 1. Census Population Counts by Age and Gender, 1980, 1990 and 2000: Stark County

Age	1980			1990			2000		
	Total	Male	Female	Total	Male	Female	Total	Male	Female
0 to 4	2,169	1,092	1,077	1,790	928	862	1,307	682	625
5 to 9	1,866	957	909	2,065	1,057	1,008	1,573	802	771
10 to 14	1,953	962	991	1,876	939	937	1,749	938	811
15 to 19	2,614	1,316	1,298	1,703	882	821	2,096	1,125	971
20 to 24	2,957	1,537	1,420	1,497	737	760	1,681	804	877
25 to 29	2,257	1,223	1,034	1,716	836	880	1,150	586	564
30 to 34	1,654	876	778	2,198	1,085	1,113	1,201	599	602
35 to 39	1,124	565	559	1,797	943	854	1,602	797	805
40 to 44	1,022	528	494	1,366	703	663	1,926	926	1,000
45 to 49	964	466	498	1,027	508	519	1,618	857	761
50 to 54	1,017	505	512	949	475	474	1,337	674	663
55 to 59	895	417	478	893	412	481	998	499	499
60 to 64	882	420	462	942	454	488	888	426	462
65 to 69	786	368	418	830	372	458	859	372	487
70 to 74	632	279	353	803	352	451	841	379	462
75 to 79	461	212	249	634	258	376	701	270	431
80 to 84	241	82	159	442	166	276	588	234	354
85 plus	203	73	130	304	116	188	521	176	345
Total	23,697	11,878	11,819	22,832	11,223	11,609	22,636	11,146	11,490

Population Pyramids for Stark County

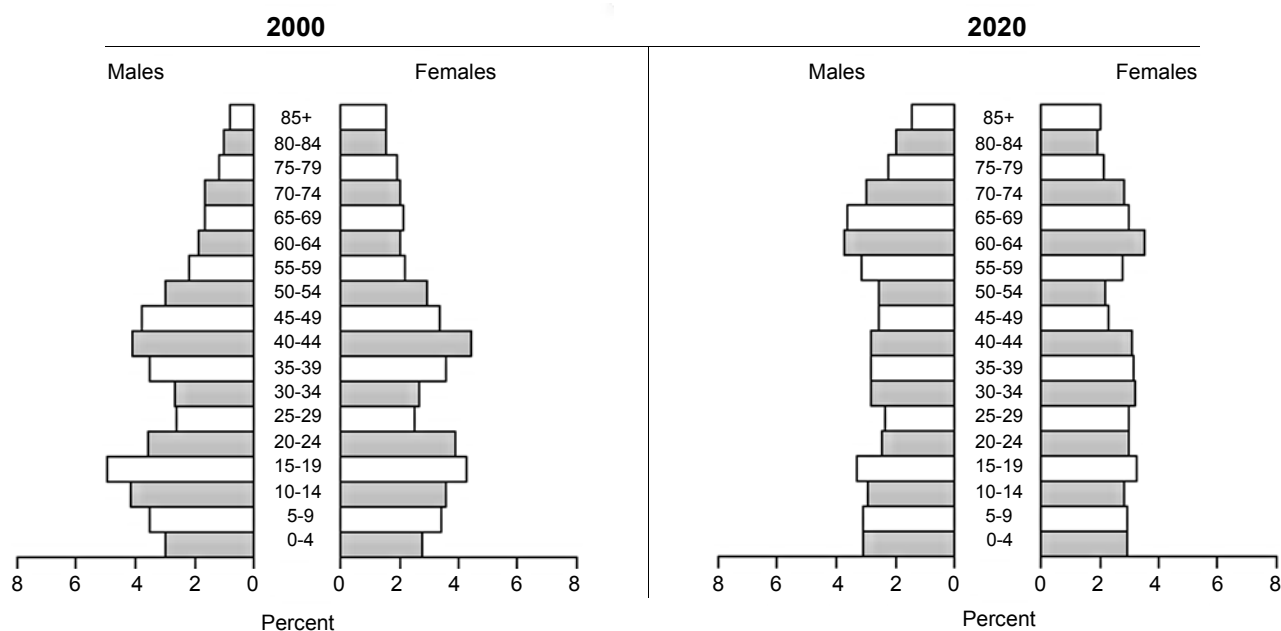


Table 2. Population Projections by Age and Gender, 2005, 2010, 2015, and 2020: Stark County

Age	2005			2010			2015			2020		
	Total	Male	Female	Total	Male	Female	Total	Male	Female	Total	Male	Female
0 to 4	1,255	646	609	1,314	684	630	1,365	703	662	1,342	691	651
5 to 9	1,292	668	624	1,240	632	608	1,299	670	629	1,349	688	661
10 to 14	1,554	785	769	1,277	654	623	1,226	619	607	1,284	656	628
15 to 19	2,099	1,126	973	1,865	942	923	1,533	785	748	1,471	743	728
20 to 24	1,662	788	874	1,664	788	876	1,490	659	831	1,223	550	673
25 to 29	1,345	643	702	1,329	630	699	1,331	630	701	1,192	527	665
30 to 34	1,167	593	574	1,366	651	715	1,350	638	712	1,352	638	714
35 to 39	1,186	592	594	1,152	586	566	1,349	644	705	1,333	631	702
40 to 44	1,582	788	794	1,171	585	586	1,138	580	558	1,332	637	695
45 to 49	1,830	917	913	1,505	780	725	1,114	579	535	1,083	574	509
50 to 54	1,542	847	695	1,741	907	834	1,433	771	662	1,061	573	488
55 to 59	1,232	616	616	1,420	774	646	1,604	829	775	1,320	705	615
60 to 64	919	456	463	1,247	619	628	1,436	777	659	1,623	832	791
65 to 69	826	402	424	940	473	467	1,275	642	633	1,471	807	664
70 to 74	795	349	446	844	416	428	960	490	470	1,301	663	638
75 to 79	780	357	423	811	361	450	861	430	431	979	506	473
80 to 84	642	250	392	786	363	423	818	368	450	869	437	432
85 plus	512	184	328	598	215	383	719	297	422	775	323	452
Total	22,220	11,007	11,213	22,270	11,060	11,210	22,301	11,111	11,190	22,360	11,181	11,179