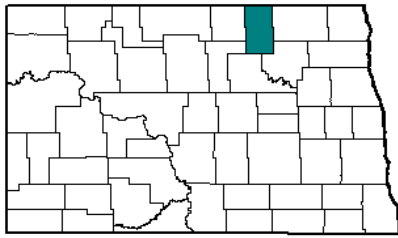


Towner County



County Quick Facts

- County Seat : **Cando**
- State Population Rank, 2000 : **37**
- Median Age in Years, 2000 : **44.0**
- Persons Per Square Mile, 2000 : **2.8**

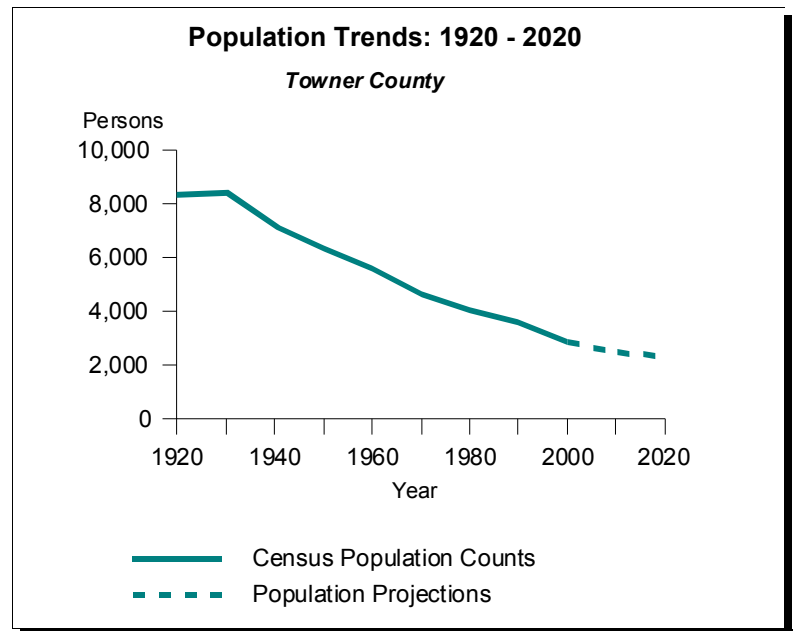


Table 1. Census Population Counts by Age and Gender, 1980, 1990 and 2000: Towner County

Age	1980			1990			2000		
	Total	Male	Female	Total	Male	Female	Total	Male	Female
0 to 4	285	135	150	287	134	153	137	57	80
5 to 9	273	122	151	266	167	99	149	77	72
10 to 14	316	162	154	280	124	156	258	120	138
15 to 19	350	200	150	215	99	116	213	134	79
20 to 24	278	150	128	133	80	53	54	26	28
25 to 29	248	140	108	217	123	94	90	37	53
30 to 34	239	124	115	278	153	125	128	70	58
35 to 39	174	92	82	229	122	107	223	119	104
40 to 44	172	89	83	216	109	107	249	131	118
45 to 49	201	95	106	171	100	71	217	119	98
50 to 54	201	94	107	138	72	66	202	97	105
55 to 59	269	135	134	191	89	102	158	90	68
60 to 64	244	130	114	188	91	97	128	66	62
65 to 69	234	111	123	211	106	105	146	61	85
70 to 74	229	104	125	183	84	99	135	61	74
75 to 79	161	73	88	177	77	100	153	73	80
80 to 84	107	45	62	142	51	91	103	46	57
85 plus	71	25	46	105	36	69	133	32	101
Total	4,052	2,026	2,026	3,627	1,817	1,810	2,876	1,416	1,460

Population Pyramids for Towner County

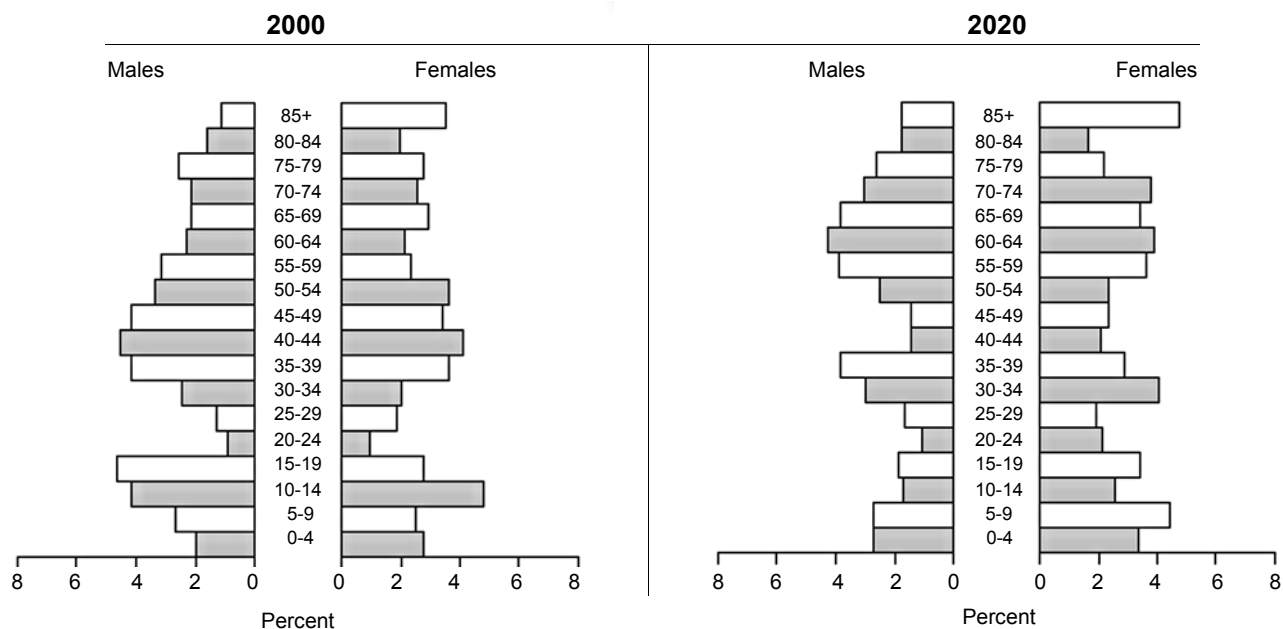


Table 2. Population Projections by Age and Gender, 2005, 2010, 2015, and 2020: Towner County

Age	2005			2010			2015			2020		
	Total	Male	Female	Total	Male	Female	Total	Male	Female	Total	Male	Female
0 to 4	114	50	64	80	39	41	120	54	66	145	65	80
5 to 9	196	68	128	162	60	102	113	47	66	171	65	106
10 to 14	134	67	67	179	60	119	146	52	94	102	41	61
15 to 19	220	101	119	115	57	58	153	51	102	125	44	81
20 to 24	107	67	40	110	50	60	57	28	29	77	26	51
25 to 29	81	36	45	158	94	64	166	70	96	85	39	46
30 to 34	91	37	54	82	36	46	160	95	65	168	71	97
35 to 39	129	68	61	93	36	57	83	35	48	160	92	68
40 to 44	224	115	109	130	66	64	95	35	60	84	34	50
45 to 49	237	126	111	212	110	102	123	63	60	90	34	56
50 to 54	206	114	92	225	121	104	202	106	96	116	60	56
55 to 59	180	85	95	182	99	83	200	106	94	179	93	86
60 to 64	139	78	61	175	81	94	178	96	82	194	101	93
65 to 69	113	57	56	135	75	60	169	77	92	172	91	81
70 to 74	129	53	76	110	55	55	129	70	59	163	73	90
75 to 79	107	49	58	112	46	66	95	48	47	114	62	52
80 to 84	121	58	63	93	43	50	96	40	56	82	42	40
85 plus	138	38	100	168	52	116	155	46	109	155	42	113
Total	2,666	1,267	1,399	2,521	1,180	1,341	2,440	1,119	1,321	2,382	1,075	1,307