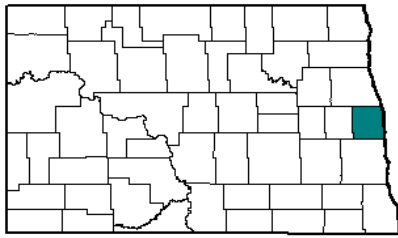


Trail County



County Quick Facts

- County Seat : **Hillsboro**
- State Population Rank, 2000 : **17**
- Median Age in Years, 2000 : **39.0**
- Persons Per Square Mile, 2000 : **9.8**

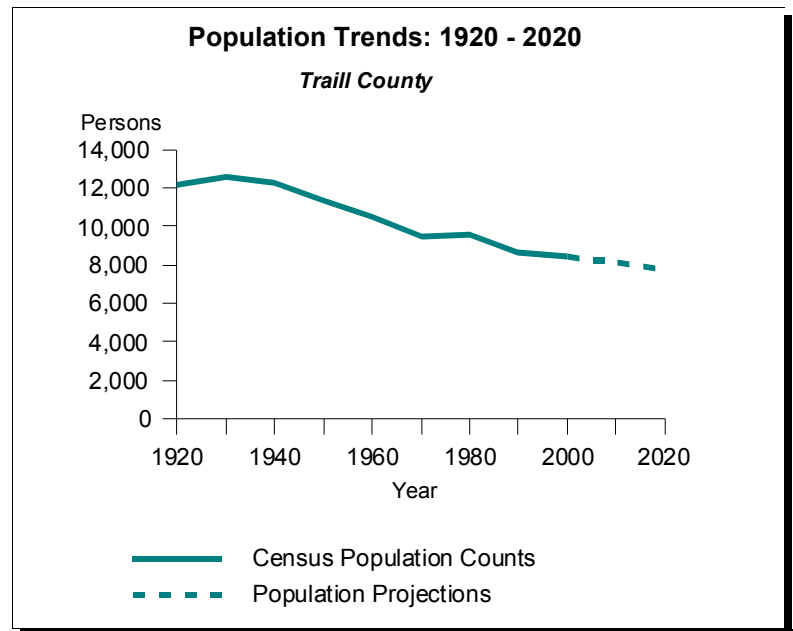


Table 1. Census Population Counts by Age and Gender, 1980, 1990 and 2000: Trail County

Age	1980			1990			2000		
	Total	Male	Female	Total	Male	Female	Total	Male	Female
0 to 4	709	322	387	553	287	266	507	251	256
5 to 9	638	326	312	678	358	320	543	287	256
10 to 14	660	348	312	655	310	345	642	349	293
15 to 19	948	463	485	655	326	329	713	372	341
20 to 24	888	451	437	583	295	288	519	290	229
25 to 29	651	352	299	537	279	258	375	194	181
30 to 34	507	265	242	631	322	309	460	236	224
35 to 39	487	239	248	586	309	277	612	333	279
40 to 44	393	213	180	496	274	222	654	328	326
45 to 49	396	180	216	439	210	229	595	317	278
50 to 54	479	249	230	372	196	176	485	255	230
55 to 59	492	242	250	349	154	195	415	201	214
60 to 64	531	255	276	439	223	216	334	177	157
65 to 69	527	260	267	405	190	215	333	137	196
70 to 74	435	198	237	446	201	245	381	174	207
75 to 79	385	166	219	376	159	217	327	149	178
80 to 84	260	99	161	263	99	164	298	114	184
85 plus	238	83	155	289	94	195	284	91	193
Total	9,624	4,711	4,913	8,752	4,286	4,466	8,477	4,255	4,222

Population Pyramids for Trail County

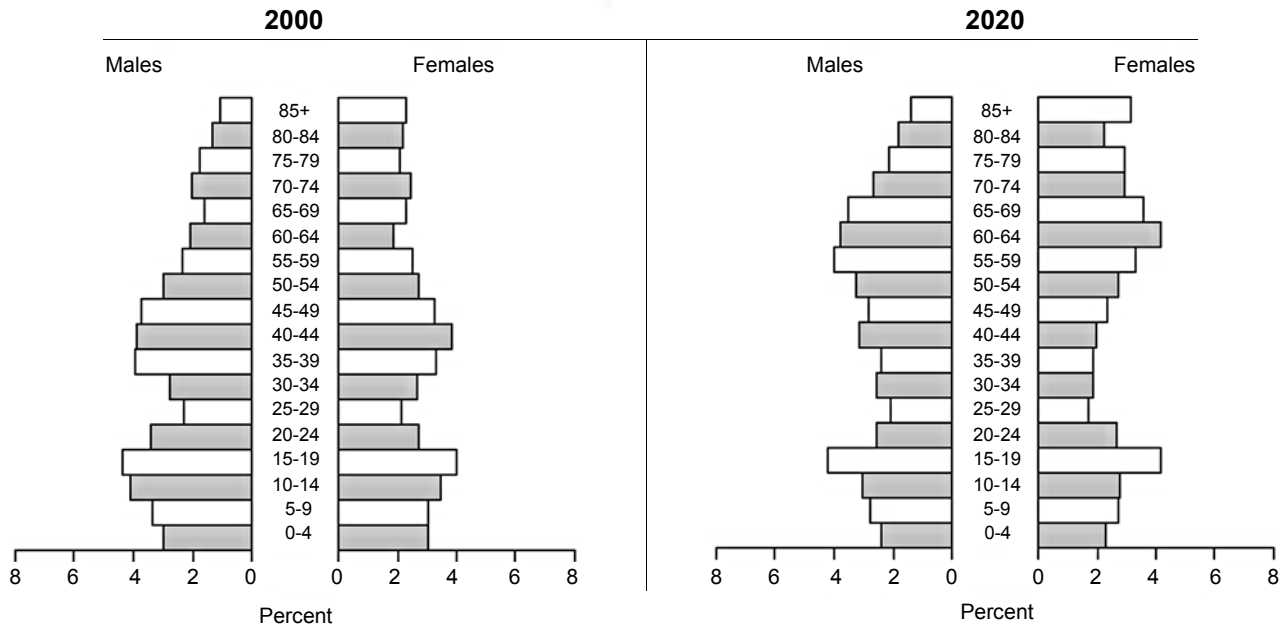


Table 2. Population Projections by Age and Gender, 2005, 2010, 2015, and 2020: Trail County

Age	2005			2010			2015			2020		
	Total	Male	Female	Total	Male	Female	Total	Male	Female	Total	Male	Female
0 to 4	484	248	236	372	201	171	386	197	189	363	186	177
5 to 9	560	273	287	535	270	265	411	219	192	427	215	212
10 to 14	600	313	287	619	297	322	592	294	298	454	238	216
15 to 19	709	391	318	662	351	311	682	333	349	652	329	323
20 to 24	428	223	205	426	235	191	398	211	187	409	200	209
25 to 29	382	222	160	314	170	144	314	180	134	292	161	131
30 to 34	412	213	199	420	244	176	345	187	158	345	198	147
35 to 39	446	237	209	400	214	186	409	245	164	335	188	147
40 to 44	594	334	260	433	238	195	389	215	174	399	246	153
45 to 49	677	338	339	614	344	270	448	245	203	402	221	181
50 to 54	616	327	289	700	348	352	635	354	281	463	252	211
55 to 59	435	224	211	552	287	265	627	305	322	568	310	258
60 to 64	373	177	196	429	216	213	542	275	267	617	293	324
65 to 69	307	159	148	378	174	204	435	213	222	549	272	277
70 to 74	308	123	185	311	157	154	382	171	211	439	209	230
75 to 79	352	151	201	314	117	197	315	150	165	390	164	226
80 to 84	299	127	172	355	142	213	320	111	209	317	142	175
85 plus	281	91	190	307	109	198	357	123	234	350	107	243
Total	8,263	4,171	4,092	8,141	4,114	4,027	7,987	4,028	3,959	7,771	3,931	3,840