



United States
Department of
Agriculture



ARCPLC Program Election and Enrollment

NDSU NORTH DAKOTA
STATE UNIVERSITY

**Farm
Service
Agency**

fsa.usda.gov



United States
Department of
Agriculture

Agriculture Risk Coverage and Price Loss Coverage program (ARC/PLC)

Provides a safety net to farmers and ranchers when there is a substantial drop in revenue or prices for covered commodities.

DEADLINE MARCH 15, 2022

ARCPLC Program Options

Price Loss Coverage (PLC) program:

- provides price loss coverage for selected covered commodities on the farm.

Agricultural Risk Coverage – County Coverage (ARC-CO) program:

- provides revenue loss coverage at the county level for selected covered commodities on a farm. ARC-CO is not dependent on planting of the covered commodity.

ARCPLC Program Options

Agricultural Risk Coverage – Individual Coverage (ARC-IC) program:

- provides revenue loss coverage at the farm level for all acreage devoted to covered commodities across all of the producer's ARC-IC farms enrolled.
- 1 or more covered commodities must be planted on the farm in the current year for an ARC-IC payment rate to be calculated for the farm and producer.

Covered Commodities

Covered Commodities			
Barley	Canola	Chickpeas, Large	Chickpeas, Small
Corn	Crambe	Flaxseed	Grain Sorghum
Lentils	Mustard	Oats	Peanuts
Peas, Dry	Rapeseed	Rice, Long Grain	Rice, Medium Grain
Safflower	Seed Cotton	Sesame	Soybeans
Sunflower Seed	Wheat		

Base Restorations from CRP

- **The 2018 Farm Bill allows for restoration of base acres reduced for participation in CRP when the CRP contract:**
 - expires
 - voluntarily terminated
 - released from coverage under CRP.

PLC, ARC-CO, ARC-IC Election

- **2018 Farm Bill allows “producers” on a farm, the opportunity to elect PLC, ARC-CO or ARC-IC.**
 - all producers on the farm make the unanimous decision
 - owners do not make the election decision, unless they are considered a “producer”, receiving a share of a crop on the farm.
- **Election made for 2019 were effective for 2020 also.**
- **Each year 2021-2023, producers have the opportunity to “Change” the election on the farm.**
- **Deadline to change a program election on a farm is March 15th of the applicable program year.**

PLC, ARC-CO, ARC-IC Election

- Elections of PLC or ARC-CO are made on a covered commodity by covered commodity basis on the farm.
- Election of ARC-IC, all covered commodity base acres on the farm have elected ARC-IC.

Note: Any crop on a farm that you elect to participate in the Agriculture Risk Coverage (ARC) program is not eligible for Supplemental Coverage Option (SCO) under Federal Crop Insurance.

Price Loss Coverage (PLC)

- **Payments are earned:**
 - for a covered commodity when the “effective price” is less than the “effective reference price” for the covered commodity for the crop year.
 - *(Effective Price (MYA) cannot be lower than the National Loan Rate)*
- **Payments made on 85% of the farm’s base acres of the covered commodity**
- **Payments are not dependent on the planting of the applicable base crop on the farm.**

Reference Price

Crop	Reference Price	National Loan Rate
Barley ^{1/}	\$4.95 per bu.	\$2.50 per bu
Chickpeas, Large (Garbanzo bean, Kabuli)	\$21.54 per cwt	\$14.00 per cwt
Chickpeas, Small (Garbanzo bean, Desi)	\$19.04 per cwt	\$10.00 per cwt
Corn	\$3.70 per bu	\$2.20 per bu
Dry Peas	\$11.00 per cwt	\$6.15 per cwt
Grain Sorghum	\$3.95 per bu	\$2.20 per bu
Lentils	\$19.97 per cwt	\$13.00 per cwt
Oats	\$2.40 per bu	\$2.00 per bu
Canola	\$20.15 per cwt.	\$10.09 per cwt
Crambe	\$20.15 per cwt	\$10.09 per cwt
Flaxseed	\$11.28 per bu	\$10.09 per bu
Mustard	\$20.15 per cwt	\$10.09 per cwt
Rapeseed	\$20.15 per cwt	\$10.09 per cwt
Safflower	\$20.15 per cwt	\$10.09 per cwt
Sesame Seed	\$20.15 per cwt	\$10.09 per cwt
Sunflower	\$20.15 per cwt	\$10.09 per cwt
Peanuts	\$535.00 per ton	\$355.00 per ton
Rice, Long Grain	\$14.00 per cwt	\$7.00 per cwt
Rice, Medium/Short Grain	\$14.00 per cwt	\$7.00 per cwt
Rice, Temperate Japonica	\$16.10 per cwt	\$7.00 per cwt
Soybeans	\$8.40 per bu	\$6.20 per bu
Wheat	\$5.50 per bu	\$3.38 per bu
Seed Cotton ^{2/}	\$0.367 per lb	.45-.52 per lb

^{1/} Barley price is based on the price of "all barley." Previously the price was based on the "feed barley" price.

^{2/} Seed cotton price is a weighted average of upland cotton and cottonseed prices. Marketing year for upland cotton is August 1 to July 31. Marketing year for cottonseed is August 1 to February 28.

**Farm
Service
Agency**

fsa.usda.gov

Reference Price

2018 Farm Bill added “Effective Reference Price.” The term “Effective Reference Price” means the lesser of the following:

➤ ***115 percent of the reference price for the covered commodity.***

OR

➤ ***an amount equal to the greater of –***

- the reference price for such covered commodity (set by law);

OR

- 85 percent of the average of the marketing year average price of the covered commodity for the most recent 5 crop years using an Olympic Average.

TABLE 3. PROJECTED 2022 PRICE LOSS (PLC) COVERAGE PAYMENT RATES
BASED ON EFFECTIVE REFERENCE PRICES, PROJECTED 2022/23 MARKET YEAR AVERAGE (MYA) PRICES AND 2022 NATIONAL AVERAGE LOAN RATES
January 12, 2022 1/

A	B	C	D	E	F	G	H	I	J
Commodity	Marketing Year	Publishing Dates for the Final 2022/23 MYA Price	Unit	2022 Effective Reference Price	Projected (P) or Final (F) 2022/23 MYA Price	2022 National Loan Rate	Higher of (F or G) Projected (P) or Final (F) 2022 Effective Price	Higher of (E-H) or (zero) Projected (P) or Final (F) 2022 PLC Payment Rate	(E-G) Maximum 2022 PLC Payment Rate
Wheat	Jun. 1-May 31	June 2022	Bushel	\$5.50	\$7.15 P	\$3.38	\$7.15 P	\$0.00 P	\$2.12
Barley	Jun. 1-May 31	June 2022	Bushel	\$4.95	\$5.15 P	\$2.50	\$5.15 P	\$0.00 P	\$2.45
Oats	Jun. 1-May 31	June 2022	Bushel	\$2.40	\$3.80 P	\$2.00	\$3.80 P	\$0.00 P	\$0.40
Peanuts	Aug. 1-Jul. 31	August 2022	Pound	\$0.2675	\$0.2300 P	\$0.1775	\$0.2300 P	\$0.0375 P	\$0.0900
Corn	Sep. 1-Aug. 31	September 2022	Bushel	\$3.70	\$5.45 P	\$2.20	\$5.45 P	\$0.00 P	\$1.50
Grain Sorghum	Sep. 1-Aug. 31	September 2022	Bushel	\$3.95	\$5.45 P	\$2.20	\$5.45 P	\$0.00 P	\$1.75
Soybeans	Sep. 1-Aug. 31	September 2022	Bushel	\$8.40	\$12.60 P	\$6.20	\$12.60 P	\$0.00 P	\$2.20
Dry Peas	Jul. 1-Jun. 30	July 2022	Pound	\$0.1100	\$0.1700 P	\$0.0615	\$0.1700 P	\$0.0000 P	\$0.0485
Lentils	Jul. 1-Jun. 30	July 2022	Pound	\$0.1997	\$0.3300 P	\$0.1300	\$0.3300 P	\$0.0000 P	\$0.0697
Canola	Jul. 1-Jun. 30	July 2022	Pound	\$0.2015	\$0.3200 P	\$0.1009	\$0.3200 P	\$0.0000 P	\$0.1006
Large Chickpeas	Sep. 1-Aug. 31	September 2022	Pound	\$0.2162	\$0.3500 P	\$0.1400	\$0.3500 P	\$0.0000 P	\$0.0762
Small Chickpeas	Sep. 1-Aug. 31	September 2022	Pound	\$0.1904	\$0.2700 P	\$0.1000	\$0.2700 P	\$0.0000 P	\$0.0904
Sunflower Seed	Sep. 1-Aug. 31	September 2022	Pound	\$0.2015	\$0.3155 P	\$0.1009	\$0.3155 P	\$0.0000 P	\$0.1006
Flaxseed	Jul. 1-Jun. 30	July 2022	Bushel	\$11.284	\$27.000 P	\$5.650	\$27.000 P	\$0.000 P	\$5.634
Mustard Seed	Sep. 1-Aug. 31	September 2022	Pound	\$0.2317	\$0.3730 P	\$0.1009	\$0.3730 P	\$0.0000 P	\$0.1308
Rapeseed	Jul. 1-Jun. 30	July 2022	Pound	\$0.2015	\$0.3600 P	\$0.1009	\$0.3600 P	\$0.0000 P	\$0.1006
Safflower	Sep. 1-Aug. 31	September 2022	Pound	\$0.2015	\$0.2860 P	\$0.1009	\$0.2860 P	\$0.0000 P	\$0.1006
Crambe	Sep. 1-Aug. 31	September 2022	Pound	\$0.2105	\$0.4320 P	\$0.1009	\$0.4320 P	\$0.0000 P	\$0.1096
Sesame Seed	Sep. 1-Aug. 31	September 2022	Pound	\$0.2317	\$0.3900 P	\$0.1009	\$0.3900 P	\$0.0000 P	\$0.1308
Seed cotton 2/	Aug. 1-Jul. 31	September 2022	Pound	\$0.3670	\$0.4608 P	\$0.2500	\$0.4608 P	\$0.0000 P	\$0.1170
Rice (long grain)	Aug. 1-Jul. 31	October 2022	Pound	\$0.1400	\$0.1320 P	\$0.0700	\$0.1320 P	\$0.0080 P	\$0.0700
Rice (med/short grain) 3/	Aug. 1-Jul. 31	October 2022	Pound	\$0.1400	\$0.1380 P	\$0.0700	\$0.1380 P	\$0.0020 P	\$0.0700
Rice (temperate japonica)	Oct. 1-Sep. 30	January 2023	Pound	\$0.1760	\$0.2400 P	\$0.0700	\$0.2400 P	\$0.0000 P	\$0.1060

MYA Price=national average price received by producers during the 12-month marketing year.

1/ F= Final MYA prices--Source: National Agricultural Statistics Service (NASS), Agricultural Prices on the publishing dates listed under column C. MYA prices for commodities without scheduled publishing dates are generally published near the end of the noted month. P=Projected MYA prices--Source: USDA's World Agricultural Supply and Demand Estimates or Interagency Commodity Estimates Committee Minutes.

2/ Seed cotton price is a weighted average of upland cotton and cottonseed prices. Marketing year for upland cotton is August 1, 2021 to July 31, 2022. Marketing year for cottonseed is August 1, 2021 to February 28, 2022.

3/ Medium/short grain excludes temperate japonica rice.

Agriculture Risk Coverage - County

- **Payments are earned:**
 - When the **Actual County Crop Revenue** of a covered commodity is ***less than*** the **ARC County Guarantee** for the covered commodity
 - ARC-County payment rates are “Capped” at 10% of the benchmark revenue.
- **Payments made on 85% of the farm’s base acres of the covered commodity**
- **Payments are not dependent on the planting of the applicable base crop on the farm.**
- **Yields are based on county data, not individual farm data.**

Agriculture Risk Coverage - County

- **ARC-CO Guarantee:**

- 86% of the ARC-CO Benchmark Revenue
- ARC-CO Benchmark Revenue:
 - 5-year Olympic average MYA price (**Higher of** Marketing Year Average Price or Effective Reference Price)
 - multiplied by
 - 5-year Olympic average county yield (**Higher of** county yield or 80% of the county T-yield)

NOTE: 2018 Farm Bill benchmark revenues are calculated using an average of the actual county yields and MYA prices from the five preceding years that immediately precede the previous year. Example: 2022 Benchmark is calculated using the 2016 through 2020 actual county yields and MYA prices.

Agriculture Risk Coverage - County

- **ARC-CO Actual Revenue:**

- Actual County Yield

- multiplied by

- Higher of: Marketing Year Average Price or National Loan Rate

- **ARC-CO Payment Calculation:**

- **ARC-CO Guarantee – ARC-CO Actual Revenue = Revenue loss or zero**

- If Actual Revenue is higher than Guarantee, then zero payment/loss

- Revenue loss is Capped at 10% of the ARC-CO Benchmark Revenue

Agriculture Risk Coverage - County

ARC-CO Yields will be established using the following data:

- RMA yield data for the county where the data is available
- NASS yield data available for State Committee review
- No RMA or NASS yield data, then State Committee will use best available data to establish the yield.

Agriculture Risk Coverage - County

“NEW” under 2018 Farm Bill:

- **ARC-CO Benchmark Revenue and Guarantee** will be based on **“PHYSICAL LOCATION”** of the tract and farm
- **ARC-CO Actual Crop Revenue** will also be based on **“PHYSICAL LOCATION”** of the tract and farm

Agriculture Risk Coverage - County

2018 Farm Bill requires the Secretary to calculate a “separate” actual crop revenue and guarantee for:

- **“Irrigated”** and **“Non-Irrigated”** covered commodities
- to the maximum extent practicable

Agriculture Risk Coverage - County

*—Counties With Irrigated and Nonirrigated ARC-CO Yields (Continued)

STATE	COUNTY	FIPS CODE	BARLEY	CANOLA	CORN	DRY PEAS	GRAIN SORGHUM	OATS	PEANUTS	SAFFLOWER	SEED COTTON	SESAME SEED	SOYBEANS	SUNFLOWER SEED	WHEAT
North Dakota	Benson	38005			x								x		
	Burleigh	38015			x								x		
	Cass	38017			x								x		
	Dickey	38021			x								x		
	Divide	38023													x
	Emmons	38029			x								x		
	Foster	38031			x								x		
	Grand Forks	38035			x								x		x
	Grant	38037			x										
	Griggs	38039			x								x		
	Kidder	38043			x								x		x
	Lamoure	38045			x								x		
	McHenry	38049			x										
	McKenzie	38053	x		x										x
	McLean	38055			x								x		
	Mercer	38057			x										
	Morton	38059			x										
	Oliver	38065			x								x		
	Ransom	38073			x								x		
	Richland	38077			x								x		
	Sargent	38081			x								x		
	Sioux	38085			x										
	Steele	38091			x								x		
	Stutsman	38093			x								x		
	Towner	38095	x												
	Williams	38105	x		x								x		x

**Farm
Service
Agency**

fsa.usda.gov

Agriculture Risk Coverage – Individual

- **Payments are earned:**
 - When the actual “individual” crop revenue for ALL covered commodities planted on the ARC-IC farm is less than the ARC-IC guarantee for those covered commodities.
 - ARC-IC payment rates are “Capped” at 10% of the individual weighted benchmark revenue for all covered commodities planted.
- **Payment made on 65% of the total base acres on the farm**
- **Payments are dependent upon the planting of covered commodities on the farm**
- **Benchmark and Actual Yields are based on the producer’s certified yields from farms enrolled in ARC-IC**

Note: ARC-IC enrolled farms can use approved prevented planted acres when 100 percent of the intended planted acres of covered commodities are approved for prevented planting by FSA on the farm.

Agriculture Risk Coverage – Individual

- **ARC individual benchmark revenue is the 5-year Olympic average revenue:**
 - MYA price times individual's yield for each year
 - Calculated for each planted covered commodity on the ARC-IC farm in the current year, weighed and summed across all covered commodities on the farm.
- **ARC individual guarantee equals 86% of the farm's "individual" weighted benchmark revenue.**

NOTE: 2018 Farm Bill ARC-IC benchmark revenues are calculated using an average of the actual county yields and MYA prices from the five preceding years that immediately precede the previous year. Example: 2022 Benchmark is calculated using the 2016 through 2020 actual yields and MYA prices

Payment Schedule

- Payments for PLC, ARC-CO and ARC-IC, if triggered, will be issued after October 1 of the year following the program year.

Program Year	Payments Issued After
2019	October 1, 2020
2020	October 1, 2021
2021	October 1, 2022
2022	October 1, 2023
2023	October 1, 2024

Fruit & Vegetable Plantings (FAV's)

ARCPLC producers are subject to an acre-for-acre payment reduction when fruits, vegetables, and wild rice are planted on ARCPLC PAYMENT acres of the farm.

- **15%** of the base acres of a farm enrolled in **ARC-CO** or **PLC** are considered “Free” acres
- **35%** of base acres of a farm enrolled in **ARC-IC** are considered “Free” acres.

Grass/Idle/Fallow Provision

- **Farms where ALL cropland was planted to grass or pasture, including cropland that was idle or fallow, from January 1, 2009 through December 31, 2017, will:**
 - have ALL base acres and PLC yields maintained
 - not be able to change program election
 - not receive ARCPLC payments for crop years 2019 through 2023

10 Base Acre Farms

- **2018 Farm Bill prohibits ARCPLC payments to producers on a farm IF the sum of the base acres is 10 acres or less**

Exceptions:

- Sum of the base acres on the farm, when combined with base acres of ALL other farms the producer has an interest, is MORE than 10 acres.
- The producer on the farm meets the definition of a targeted underserved producer (including gender), limited resource, beginning or veteran farmer or rancher.

ARCPLC Payment Eligibility

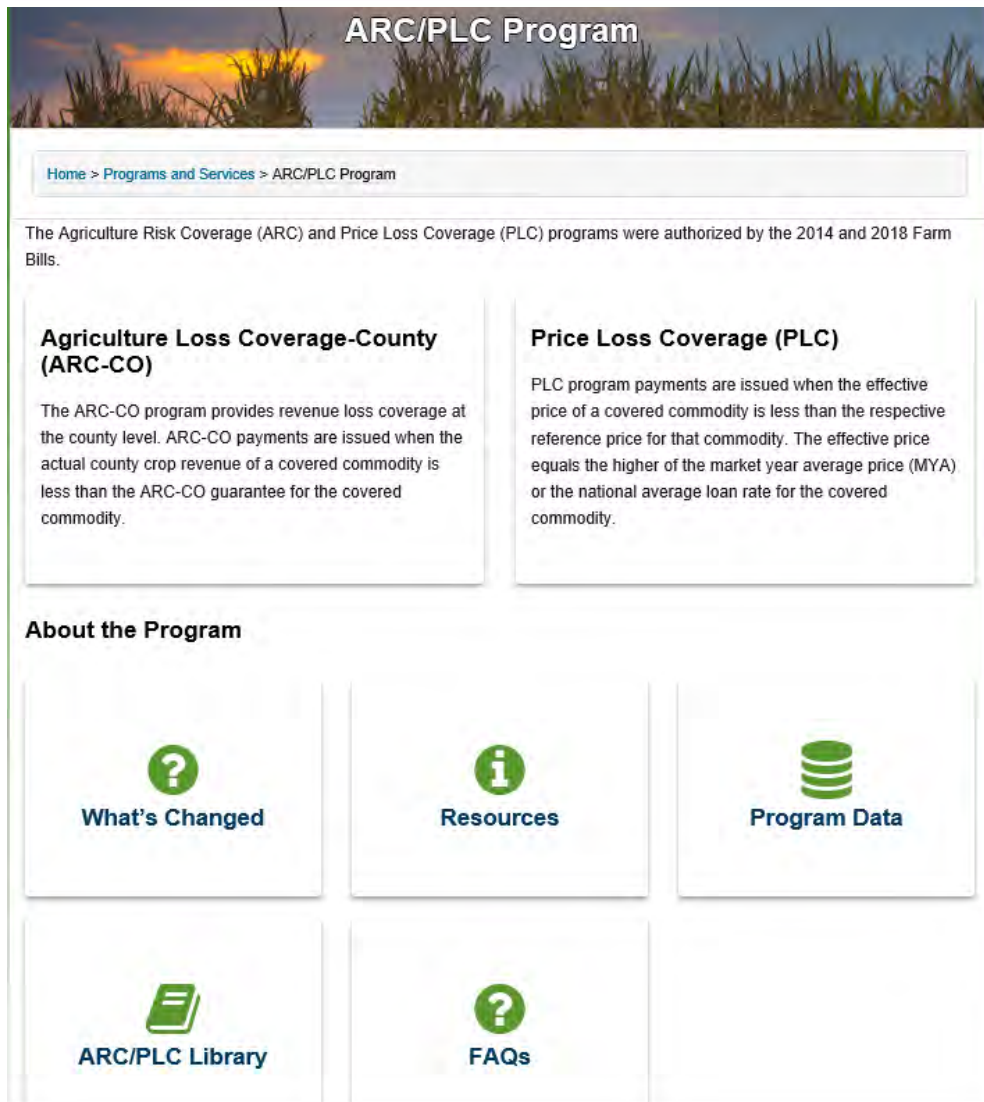
Applicable Rules for 2019 Through 2023							
ARCPLC Commodity	Actively Engaged in Farming	Cash-Rent Tenant	Direct Attribution	Foreign Person	AGI	HELC and WC	Payment Limitation **
All covered commodities except peanuts	X	X	X	X	X	X	\$125,000
Peanuts	X	X	X	X	X	X	\$125,000

**** Payment Limitation amount does NOT include LDP's or MLG's under Marketing loans for the 2018 Farm Bill.**

Additional ARCPLC Compliance Provisions

Producer must:

- devote acreage equal to the base acres to an agricultural or conserving use.
- effectively control noxious weeds and otherwise maintain the land on the farm according to sound agricultural practices
- file an annual acreage report with FSA
- file a production report (certified yields) by farm, if participating in ARC-IC



The screenshot shows the ARC/PLC Program website. At the top is a header image of a cornfield at sunset with the title "ARC/PLC Program". Below this is a breadcrumb trail: "Home > Programs and Services > ARC/PLC Program". A paragraph states: "The Agriculture Risk Coverage (ARC) and Price Loss Coverage (PLC) programs were authorized by the 2014 and 2018 Farm Bills." There are two main content boxes. The left box is titled "Agriculture Loss Coverage-County (ARC-CO)" and describes the program's revenue loss coverage at the county level. The right box is titled "Price Loss Coverage (PLC)" and describes the payment structure based on effective price and reference price. Below these is a section titled "About the Program" with five icons and labels: "What's Changed" (question mark icon), "Resources" (information icon), "Program Data" (database icon), "ARC/PLC Library" (book icon), and "FAQs" (question mark icon).

ARC/PLC Program

Home > Programs and Services > ARC/PLC Program

The Agriculture Risk Coverage (ARC) and Price Loss Coverage (PLC) programs were authorized by the 2014 and 2018 Farm Bills.

Agriculture Loss Coverage-County (ARC-CO)

The ARC-CO program provides revenue loss coverage at the county level. ARC-CO payments are issued when the actual county crop revenue of a covered commodity is less than the ARC-CO guarantee for the covered commodity.

Price Loss Coverage (PLC)

PLC program payments are issued when the effective price of a covered commodity is less than the respective reference price for that commodity. The effective price equals the higher of the market year average price (MYA) or the national average loan rate for the covered commodity.

About the Program

- What's Changed
- Resources
- Program Data
- ARC/PLC Library
- FAQs

National ARCPLC Website

https://www.fsa.usda.gov/programs-and-services/arcplc_program

**Farm
Service
Agency**

fsa.usda.gov

Ag Hub Topics

CROP PRODUCTION +

LIVESTOCK +

AG TECHNOLOGY +

NATURAL RESOURCES AND
FACILITIES +

FARM MANAGEMENT X

2020 North Dakota Custom Rates

N.D. County Rents & Prices

Agriculture By the Numbers

Annie's Project

Bioeconomics

Crop Economics +

Crop Insurance

Design Your Succession Plan

Farm Bill & FSA X

Farm Bill & FSA

Farm Bill:

- [ARC-PLC \(Price Loss Coverage\) Calculator](#) ****Updated 1/14/22****
- [ARC-IC \(Individual Coverage\) Calculator](#) ****Updated 1/12/22****

FSA Payments:

- 2020 ARC-CO Benchmark Yields and Revenues ****as of 10-4-21****
[2020 ARC-CO Benchmark Yields and Revenues](#)
- 2020 PLC Payment Rates ****as of 10-1-21****
[2020 PLC Payment Rates](#)
- Livestock Forage Disaster Payments ****New 05-07-21****
[Download XLSX](#)

NDSU ARCPLC Decision Tools:

[Farm Bill & FSA |
NDSU Agriculture
and Extension](#)

**Farm
Service
Agency**

fsa.usda.gov

Producer Election Decision Resources

Producers who have a FSA farm that contains base acres may obtain the “FSA ARCPLC Producer Information Sheet” from their local FSA office. The report contains the following for each FSA farm where the producer is listed as an operator:

- **Base Acres**
- **PLC Yield**
- **Current Program Election**
- **Grass/Idle/Fallow Eligibility**
- **Multi-Year Enrollment Status**

2022 FSA ARCPLC PRODUCER INFORMATION SHEET



Operator: FARMER, JOE - 1234567

Admin County	Farm Number	Owner(s)	Base Crop	Base Acres	PLC Yield	Program Election	G/I/F Eligibility	Multi-Year Enrollment Status
Cass	11000	OWNER, BOB	CORN	46.22	123	PLC Election	Eligible	Not Enrolled
			SOYBEANS	71.84	32	ARC County Election	Eligible	Not Enrolled
	12000	OWNER, SUE	CORN	51.26	97	ARC County Election	Eligible	Not Enrolled
			SOYBEANS	87.3	32	ARC County Election	Eligible	Not Enrolled
			WHEAT	3.29	31	PLC Election	Eligible	Not Enrolled
	13000	OWNER, ANN	CORN	2.07	143	PLC Election	Eligible	Not Enrolled
			SOYBEANS	2.05	30	ARC County Election	Eligible	Not Enrolled
			WHEAT	2.42	56	PLC Election	Eligible	Not Enrolled

*Disclaimers - This data is current as of 12/21/2021 and is subject to change with Farm Record Updates.

Farms with a "Not Eligible" indicator for G/I/F Eligibility may not request to change the election of the farm.

**Farm
Service
Agency**

fsa.usda.gov

ARCPLC Deadlines

2022 ARCPLC Election and Enrollment:

- Deadline to change a program election is March 15, 2022
- Deadline to enroll is March 15, 2022. Annual ARCPLC enrollment is required each program year.

Exception: No action is needed, if the farm was enrolled in a multi-year contract during the 2019 enrollment period and no program elections or other changes have been made to the farm.

North Dakota Farm Service Agency

Laura Heinrich

Program Director

Laura.Heinrich@usda.gov

701-893-2218

**Farm
Service
Agency**

fsa.usda.gov

Ag Hub Topics

CROP PRODUCTION +

LIVESTOCK +

AG TECHNOLOGY +

NATURAL RESOURCES AND
FACILITIES +

FARM MANAGEMENT ×

2020 North Dakota Custom Rates

N.D. County Rents & Prices

Agriculture By the Numbers

Annie's Project

Bioeconomics

Crop Economics +

Crop Insurance

Design Your Succession Plan

Farm Bill & FSA ×

Farm Bill & FSA

Farm Bill:

- [ARC-PLC \(Price Loss Coverage\) Calculator](#) ****Updated 1/14/22****
- [ARC-IC \(Individual Coverage\) Calculator](#) ****Updated 1/12/22****

FSA Payments:

- 2020 ARC-CO Benchmark Yields and Revenues ****as of 10-4-21****
[2020 ARC-CO Benchmark Yields and Revenues](#)
- 2020 PLC Payment Rates ****as of 10-1-21****
[2020 PLC Payment Rates](#)
- Livestock Forage Disaster Payments ****New 05-07-21****
[Download XLSX](#)

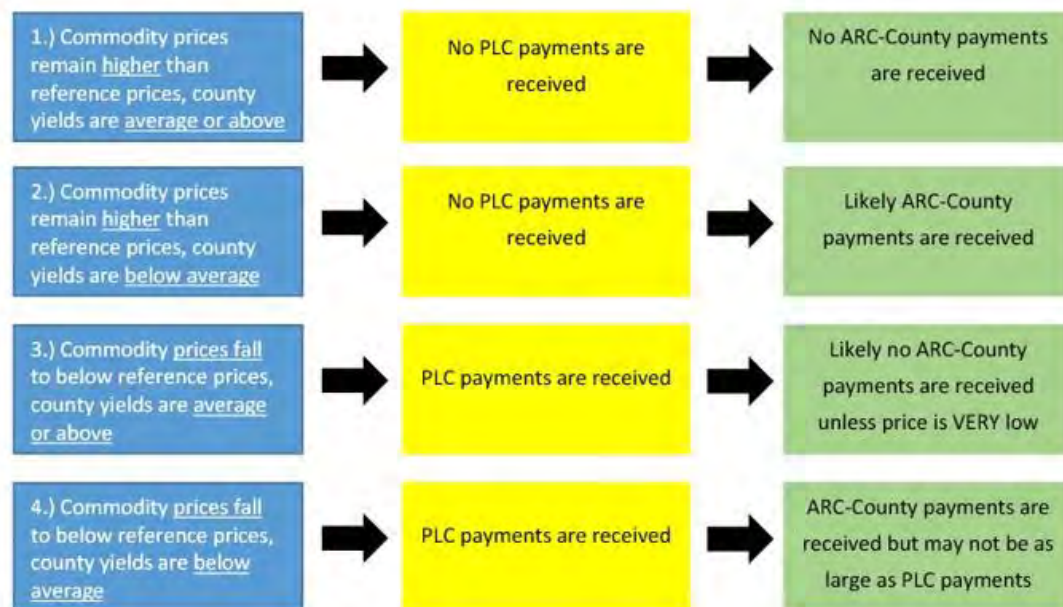
**NDSU
ARCPLC
Decision
Tools:**

[Farm Bill & FSA |
NDSU Agriculture
and Extension](#)

**Farm
Service
Agency**

fsa.usda.gov

2022/23 ARC-PLC DECISION





United States
Department of
Agriculture

Presenter:

Kristen Knudtson
Program Specialist
North Dakota State FSA Office
kristen.knudtson@usda.gov

Presentation Topics:

- **Disaster Linkage Requirements**
- **Organic Programs – OTECP and OCCSP**
- **NAP**
- **FSA Resources**





Disaster Program Linkage Requirements

**Farm
Service
Agency**

fsa.usda.gov

Disaster Program Linkage Requirements

Recent 2018/2019 WHIP+ and QLA programs required producers to meet crop insurance or NAP linkage to keep program benefits.

Producers who received 2018/2019 WHIP+ and/or QLA benefits must obtain federal crop insurance or NAP at the 60/100 level or equivalent, for each crop/crop type/intended use receiving benefits. If the crop is not eligible for NAP or crop insurance, producers are required to obtain WFRP coverage.

Disaster Program Linkage Requirements

Federal crop insurance or NAP must be obtained for the first 2 consecutive years of 2022 and 2023.

If the linkage requirement is not met in the 2022 and 2023 crop years, you will be notified to refund QLA benefits received plus interest.

If you obtained sufficient coverage in consecutive prior years, you may request an exception to the 2022 and 2023 crop years. Any exception will be reviewed on a case-by-case basis and will be accepted at the time you are notified regarding the request to refund QLA benefits.



United States
Department of
Agriculture



Organic Programs (OTECF and OCCSP)

Farm
Service
Agency

fsa.usda.gov

Organic and Transitional Education and Certification Program

OTECF – Deadline February 4, 2022

- Provides pandemic assistance to cover certification and education expenses for certified and transitional organic operations.
- Producers can contact their local FSA County Office to apply.

Eligible Applicants	Category of Expenses	Payment Amount of Eligible Costs per Category
Certified Operations	Certification – Crops, Livestock, Wild Crop, Handling; State Organic Program Fees	25%, up to \$250 each category
Transitional Operations	Eligible Transitional Expenses	75%, up to \$750
Certified and Transitional Operations	Educational Event Registration	75%, up to \$200
	Soil Testing	75%, up to \$100

**Farm
Service
Agency**

fsa.usda.gov

Organic Certification Cost Share Program

OCCSP

- Offsets the cost of certification, allowing organic producers and handlers across the country to take advantage of economic opportunities in the growing organic market.
- Reimburses organic producers and handlers for as much as 50 percent of the cost of organic certification, up to a maximum of \$500 annually per certification category – crops, livestock, wild crops and handling/processing.
- Producers can contact the ND Department of Agriculture or their local FSA County Office to apply.



Non-insured Crop Disaster Assistance Program (NAP)

**Farm
Service
Agency**

fsa.usda.gov

What is NAP All About?

**An assistance program
for producers of non-
insurable crops to protect
against the financial
losses that may occur
due to the impacts of
natural disasters.**



Non-Insured Assistance Program (NAP)

Non-Insured Assistance Program (NAP)

- NAP is intended to reduce financial losses that occur when natural disasters cause a catastrophic loss of eligible crops.
- **Eligible crops mean commercial agricultural crops for which federal crop insurance, excluding pilot coverage or insurance, is not available.**
- Payment limitation is \$125,000.

Non-Insured Assistance Program (NAP)

Coverage Options:

- **Basic**
 - Coverage is available at 50 percent of the producer's established yield and 55 percent of the established price.
 - Service fee (\$325/crop)
- **Buy-Up**
 - Coverage is available from 50% to 65 % level of coverage of the approved yield and 100 % of the established price.
 - Service fee (\$325/crop) plus a 5.25% premium fee.
 - Buy up coverage is not available for crops intended for grazing.
 - Growing history requirements must be met.

NonInsured Assistance Program (NAP)

Service Fee and Premium:

- Beginning, limited resource and targeted underserved farmers or ranchers are eligible for:
 - a waiver of the \$325/crop service fee
 - 50 percent premium reduction for buy-up coverage.
- There is a service fee maximum of \$825 per producer per administrative county, not to exceed a total of \$1,950 for a producer with farming interests in multiple counties.

How Does NAP Coverage Work?

Like insurance coverage.

A special note..... **IF** you are a beginning farmer, meaning you have not operated a farm for more than 10 years, and you are substantially participating in the operation, you may be eligible for a service fee waiver.

OR

If you are a woman or member of certain groups (ethnic groups, veteran), you also may be eligible for a service fee waiver.

The Point.....NAP basic coverage can be **FREE**, and you should ask about it.




**Farm
Service
Agency**

fsa.usda.gov

What Crops are Eligible for NAP?

- Crops planted and grown for livestock consumption, such as grain and forage crops, including native forage
- Crops grown for food (ex: fruits and vegetables)
- Crop grown for fiber, such as hemp
- Crops grown in a controlled environment, such as mushrooms and floriculture;
- Specialty crops, such as honey and maple sap



What Crops are Eligible for NAP?

Examples of NAP-eligible fruits and vegetables in our region include:

- **Grazing Acreage**
- **Mixed Forage Acreage**
- **Grapes**
- **Berries**
- **Apples**
- **Lettuce**
- **Squash**
- **Pumpkins**
- **Strawberries**



What is an Eligible Cause of Loss?

Natural disasters, such as:

- Drought, freeze, hail, excessive moisture, excessive wind
- Adverse natural occurrences, such as a flood
- Conditions related to damaging weather or adverse natural occurrences, such as excessive heat, plant disease, insect infestation



What Do I Need to Do to Apply?

Information Required to Maintain NAP Eligibility

Deadlines are an important part of this program.

You will need to:

- Apply for coverage, and this is generally well ahead of the start of the growing season, but varies by crop
- Report acres of the crop planted and other relevant details (date planted, variety planted, is it irrigated?) early in the risk period
- After harvest, report quantity of production, disposition of harvested crop

Upcoming North Dakota NAP Deadlines

- **March 15, 2022: 2022 [NAP](#) Coverage Deadline**
 - Spring Planted Crops
 - Perennial and Other Forage



Production Reporting

Producers are required to report production on all NAP covered crops by the later of:

- subsequent year acreage reporting date or
- 60 calendar days after the normal harvest date

What If I Actually Have A Disaster?

Notice of Loss

This is an important part of your NAP coverage. If you suffer a loss due to an eligible natural disaster, you must notify the county FSA office in a timely fashion.

For some crops, the notification must occur within 15 days of the natural disaster.

For hand-harvested crops, the notification must occur within 72 hours of when the loss becomes apparent.

Application for Payment

Must be completed within 60 days of the last day of coverage for the crop year.

****Communication with your county FSA office is key**

NAP Resources

More information on NAP:

<https://www.fsa.usda.gov/programs-and-services/disaster-assistance-program/noninsured-crop-disaster-assistance/index>

NAP Factsheet:


https://www.fsa.usda.gov/Assets/USDA-FSA-Public/usdfiles/FactSheets/noninsured_crop_disaster_assistance_program-nap-fact_sheet.pdf

**Farm
Service
Agency**

fsa.usda.gov

More on FSA Farm Programs (Resources)

- Visit **FSA online** at: www.fsa.usda.gov or www.farmers.gov
- Farm Service Agency Programs **factsheets**:
https://www.fsa.usda.gov/Assets/USDA-FSA-Public/usdafiles/FactSheets/2016/farm_service_agency_programs.pdf



**Farm
Service
Agency**

fsa.usda.gov

www.Farmers.gov

Farmers and ranchers can now access their Farm Service Agency (FSA) farm records, maps and common land units from the USDA through a new feature on farmers.gov. These features join several others already available through the farmers.gov portal, including the ability to view farm loan information and manage conservation activities. As more content and capabilities are added, farmers.gov is quickly becoming the online hub for USDA customers to find resources, submit applications and assistance requests and make connections.)

**Farmers.gov =
Your online
Hub for
Conducting
Business with
USDA**

A farmers.gov account allows you to access self-service features and information that are available through a secure login.

THROUGH YOUR SECURE FARMERS.GOV ACCOUNT, YOU CAN:

 View, upload, download, and e-sign documents	 View farm loan and interest information	 Report and request practice certification	 Request conservation and financial assistance
 Sign, submit, and view program applications, contracts, and conservation plans	 Access for authorized business entity members and power of attorneys	 View/print farm record details and farm tract maps and export common land units	

Signing up is easy at farmers.gov/sign-in



**Farm
Service
Agency**

fsa.usda.gov

How Do I Get Started with FSA?



FSA Office Locations

- USDA Service Center
- Farm Loan Offices

USDA- FSA County Office Locator:

<https://offices.sc.egov.usda.gov/locator/app?state=nd&agency=fsa>

Or

Go to farmers.gov and
scroll to “Find Your Local Service Center”

**Farm
Service
Agency**

fsa.usda.gov

FSA Operations: COVID-19 Impact

Status of FSA County Offices

Office status has been altered due to coronavirus but all Service Centers have remained open for business throughout the time period using phone, email and online tools.

Some offices currently are open for in-person, by-appointment-only business. All persons wanting FSA service should call ahead and schedule an appointment.

Program Flexibilities

Both farm loan and farm programs have created flexibilities for some programs in order to assist producers as we move through the COVID-19 impacts.

Coronavirus and USDA Service Centers
<https://www.farmers.gov/coronavirus>

Stay Connected

GovDelivery Emails and Text Messages

No office? No problem! Receive text message alerts from FSA while on-the-go, in the field, on the tractor or even on horseback.

Subscribe to text message alerts to receive timely updates on:



Text **ndsteele** to FSANOW (372-669) to subscribe to text message alerts from **Steele** County.

Standard text messaging rates apply. Contact your wireless carrier for details. Expect to receive no more than two text messages from FSA each month, on average. Participants may unsubscribe at any time.

For more in-depth FSA program information, we offer our standard electronic news bulletin by email.

Visit www.fsa.usda.gov/subscribe, or contact your **Steele** County FSA office.

USDA is an equal opportunity provider, employer and lender.

- **SMS Alerts:**
Text “ND” and “county name” (no spaces) to FSANOW (372669)
Example: NDCass
- **Newsletters:**
Subscribe online at:
www.fsa.usda.gov/subscribe

**Farm
Service
Agency**

fsa.usda.gov



United States
Department of
Agriculture

Questions?



**Farm
Service
Agency**

fsa.usda.gov