

2022

The logo for 'Field to Fork' is centered within the zero of the year '2022'. It features the words 'field' and 'to' in a lowercase, sans-serif font, stacked vertically. Below 'field' is a red tomato with a green stem and leaves. A silver fork is positioned diagonally across the tomato and the word 'to'. The word 'FORK' is written in a bold, uppercase, sans-serif font at the bottom of the logo.

NDSU

EXTENSION

EXTENDING KNOWLEDGE » CHANGING LIVES

Upcoming Webinars

March 2

Good Gardening Practices: Safe and Healthy Produce
Barbara Ingham, professor and Extension food safety specialist, University of Wisconsin-Madison

March 9

Honey: Safety and Use
Shannon Coleman, assistant professor and Extension food safety specialist, Iowa State University

2022

The logo for 'Field to Fork' is integrated into the zero of the year '2022'. It features a red strawberry with a green stem and leaves, positioned next to a blue fork. The words 'field' and 'to' are written in a script font above the fork, and 'FORK' is written in a bold, sans-serif font below it.

NDSU

EXTENSION

EXTENDING KNOWLEDGE >> CHANGING LIVES

Presenter

Audio Settings



Chat



Raise Hand



Q&A

Leave

- **Please complete the short online survey** that will be emailed to you after today's webinar. It will take just a couple minutes!
- Be sure to sign up for an opportunity to win a prize in the drawing. After submitting the survey, a form to fill out with your name/address will appear.
- *Acknowledgement: This project was supported by the U.S. Department of Agriculture's (USDA) Agricultural Marketing Service through AM190100XXXG028. Its contents are solely the responsibility of the authors and do not necessarily represent the official views of the USDA.*





February 23

Tips on Growing a Great Vegetable Garden

Tom Kalb, Extension horticulturist, NDSU

Tip

1

Location





Sun, water and drainage

Raised Beds

- **Aesthetic**
- **Easy on the back**
- **No compaction**
- **Great drainage**
- **Warms up quickly**
- **Fewer weeds**




Pressure-Treated Lumber

Alkaline Copper Quaternary (ACQ)

- Recommended as a construction material for vegetable gardens.
- Contains no chemicals considered toxic by the EPA.

Environmental Soil Issues: Garden Use of Treated Lumber,
Penn State University. 2002.



Other Lumber

Cedar

- Expensive

Untreated pine

- Short life

Railroad ties

- Toxic creosote





A photograph of a rectangular wooden frame, approximately four feet wide, filled with a dark, heavy fabric. The frame is set in a bed of brown mulch. The background shows more mulch and a small patch of green grass in the upper left corner. The entire image is framed by a light blue border.

How wide?

Four feet

How deep?

6+ inches

Fabric?

Not necessary

Tip
2

Great Soil

- **1/3 Topsoil**
- **1/3 Sand**
- **1/3 Organic matter**





with them

IF CANADA • PRODUIT DU CANADA

www.premierhort.com



PREMIER

PHAGNUM

EAT
TO

Manure?

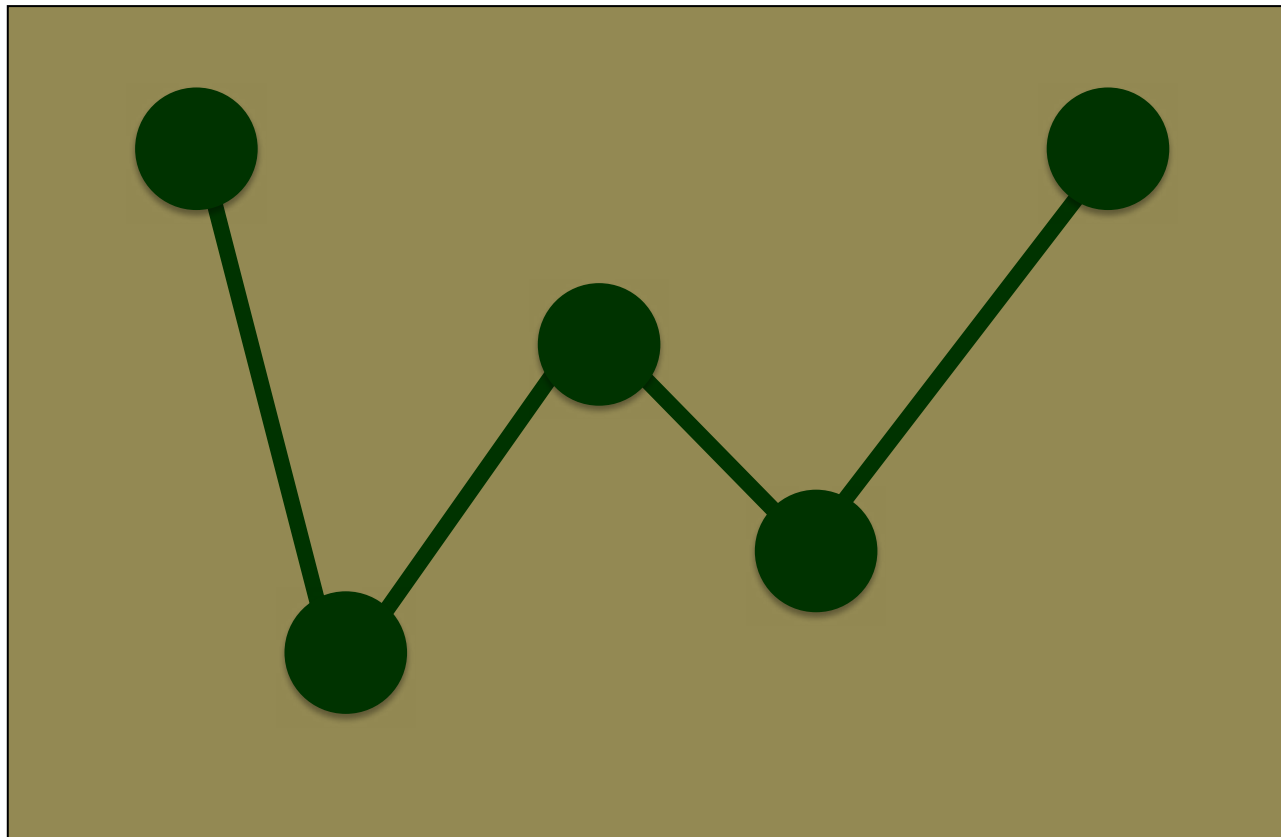
- **Use composted manure**
- **Never use fresh manure after the garden is planted**
- **Thoroughly wash raw vegetables before eating**





Soil Testing

- **Get a soil test**
- **\$19.50 investment**
- **Go 4–6 inches deep**





Tip

3

Great Varieties

- **Early maturing (100 days or less)**
- **High yields**
- **Resist diseases**
- **Outstanding flavor**
- **Locally adapted**

**Veranda Kirksey®
Pepper**



PEFC Certified
This product is from
responsible managed
forests and controlled
sources
www.pefc.org

**•Culver Williams®
Asparagus**

**•Lorenzo Trussardi
Heirloom® Safflower**

2022

Seeds & Supplies

MODEL GC 1

Home Garden Variety Trials

[Our Project](#)

[Results](#)

[Contact Us](#)

North Dakota Home Garden Variety Trials

To identify the best varieties for gardeners, it makes sense to test them in gardens.

[f](#) [t](#) [i](#) [+](#) [Share](#)

**Click here to receive
the 2022 Seed Catalog**

Looking Ahead to Spring 2022!

North Dakota State University works with volunteers every spring to identify the best varieties for gardeners. These trials have been conducted since 2008 with over 200 families participating every year.

[The results from our 2021 trials are available.](#)

The list of [recommended vegetable cultivars for North Dakota in 2022](#) has been updated.

All gardeners in North Dakota are eligible to participate. We also work with gardeners in nearby counties of



**[www.ag.ndsu.edu/
homegardenvarietytrials](http://www.ag.ndsu.edu/homegardenvarietytrials)**

MS&L does not discriminate in its programs and activities on the basis of age, race, gender expression/identity, genetic information, marital status, national origin, participation in lawful off-campus activity, physical or mental disability, pregnancy, public assistance status, sex, religion, sex, sexual orientation, sexual orientation, or current employment or student status, if applicable. Other resources are listed below. The MS&L Association, 100 Main St., 27061-1314-7700, info@msl.org.



Tomato



Tomato Vine Types

- **Determinate**

- Compact vines
- No pruning required; trellising optional
- Early and concentrated yields

- **Indeterminate**

- Tall, climbing vines
- Requires pruning and trellising
- Larger, more flavorful fruit over an extended period

Popular Tomato Varieties

- **Early Girl (I)** – early
- **Celebrity (D)** – reliable
- **Big Beef (I)** – beefsteak
- **Mountain Fresh Plus (D)** – fresh market
- **Supersweet 100 (I)** – cherry
- **Roma (D)** – canning

Big Beef Plus





Sungold





Chef's Choice

All-America Selections



Bean

Filet Beans





Monte Gusto

American Dream





Cucumber



Burpless



Buttercrunch



Crisphead / Batavia
Muir, Nevada



Space



Peas



Sugar Ann

Neon





Big Moose

Harris Seed



Lemon Basil

A photograph of a garden scene. In the foreground, a black sprinkler head is visible, spraying water in a wide arc over a dense bed of yellow flowers. The water droplets are captured in mid-air, creating a misty effect. The background shows more greenery and trees, with sunlight filtering through the leaves. The overall scene is bright and lush.

Tip
4

Watering

Watering

- **Avoid overhead irrigation**
- **Irrigate in morning**
- **Water deeply, not frequently**
- **Mulch**



Tip

5

Prevent Pests

- **Physical barriers**
- **Control weeds**
- **Remove crop residue**
- **Avoid routine spraying**





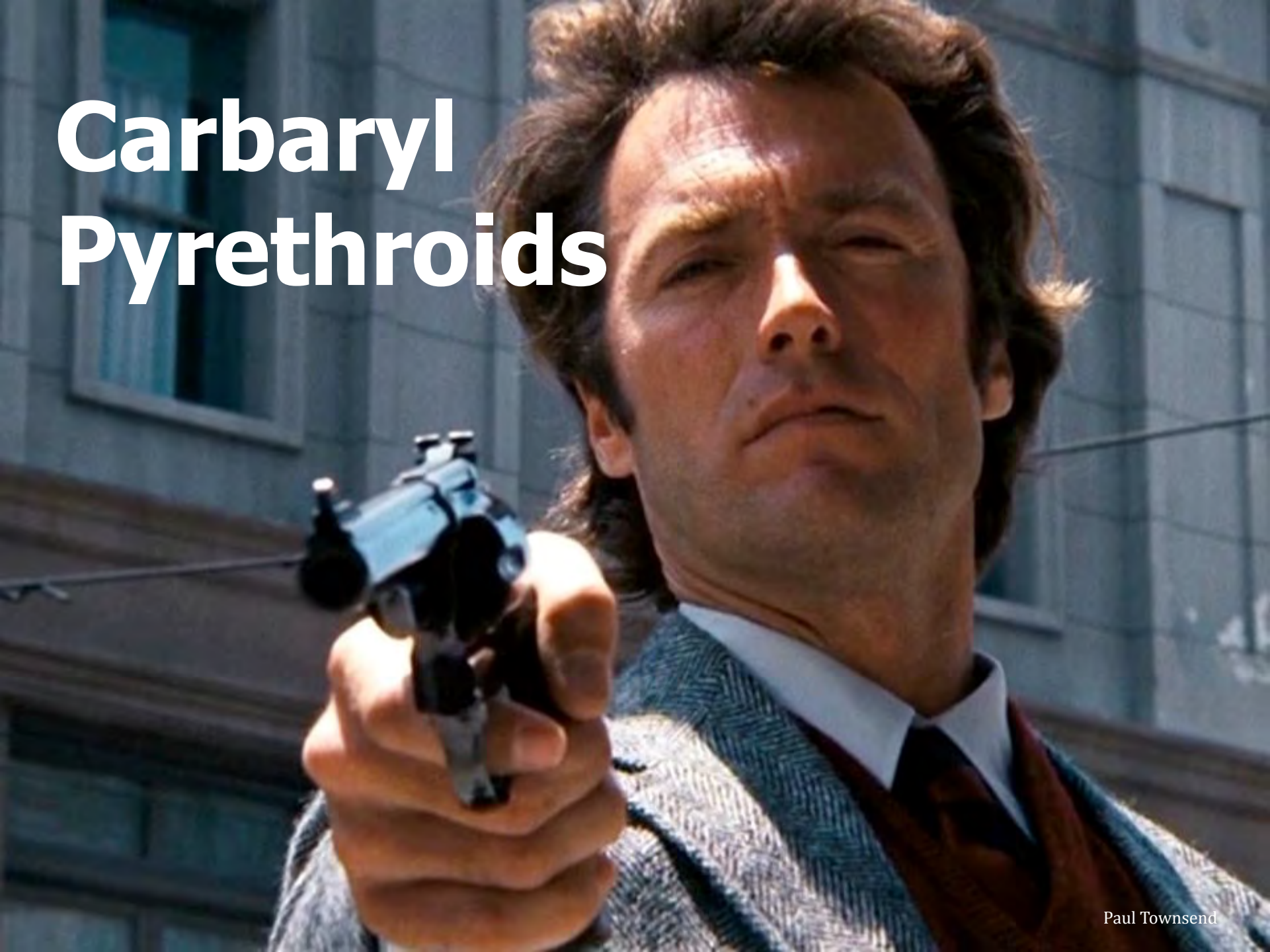


Natural Insecticides

- *Bacillus thuringiensis* (Bt)
- Spinosad
- Neem
- Insecticidal soap



Carbaryl Pyrethroids




Paul Townsend











Tip

6

Prevent Diseases

- **Disease-resistant varieties**
- **Space plants properly**
- **Avoid overhead irrigation**
- **Preventative sprays**
 - ✓ Chlorothalonil, copper, sulfur
- **Clean up the garden**

Tip

7

Harvest







Green Machine

Tip

8

Extend the Harvest





Spinach





Radish



Tatsoi

Photo Credits

Photos used in this presentation are available under Creative Commons licenses specified by the photographer. Photographers are attributed on their photo.

Most photos were downloaded from www.flickr.com and URLs are available upon request. These photographers include Chiot's Run, April Westervelt, Kevin, j_arlecchino, Dwight Sipler, Vilsekogen, Timothy Takemoto, Julie, John and Anni Winings, John Steadman, Thomas Hawk, Peter Townsend, Lee Summers, David~O, and Katie Harvath.

Other photos were provided by Johnny's Selected Seeds, All-America Selections, Pinetree Seeds, Harris Seeds, Whitney Cranshaw of Colorado State University and Bugwood.org, Malene Thyssen, and Peggychoucair from Pixabay.



Happy Spring!