

1912
ns from the Andes.

na nasuta.

ible oblique series behind the
much depressed; snout pointed,
pendage which is at least half
rostralis strong; loreal region
il nearer end of snout than eye;
the upper eyelid; tympanum
the eye. First and second
slight rudiment of web; sub-
wo small metatarsal tubercles.
reaches the shoulder or the
ith conical tubercles; a strong
ing obliquely to the middle of
een the eyes and a X-shaped
Grey or pale brown above, with
black band behind the eye,
blotch covering the side of the
lumbar region orange, with a
t and middle of belly white;
d black and white.

uancabamba, E. Peru, above
of Mr. E. Boettger.

s chocoensis.

ocagii, Espada, but tympanum
limbs longer, the tibio-tarsal
p of the snout and the tibia
n half the length of head and
, with a rather indistinct grey
back and a fine grey vertebral
of small white spots; a white
the arm, near its base; a black
nother across the tibia; lower
sh spots or marblings.

oananoa, Rio San Juan, Choco,
et, from the collection of Mr. M.

us collaris.

y nicked. Head as in *H. bocagii*,
et or quite hidden. First and
lf webbed, the web produced as

Ann. Mag. Nat. Hist (8) 10 : 191-204 Author Card
Bergroth 1912 in computer catalogued
On new or little-known Ethiopian Hemiptera. 191

a narrow fringe to the terminal disks; two metatarsal
tubercles. The tibio-tarsal articulation reaches the eye;
tibia half length of head and body, or less. Dark grey to
blackish brown above, with more or less distinct darker
symmetrical markings on the back and cross-bands on the
limbs; a light streak sometimes present on the side, ending
in the groin; lower parts yellowish white, with a dark brown
bar across the throat, or entirely dark brown or blackish.

From snout to vent 35 mm.

Several specimens from Merida, 5200 feet, and Rio
Albireggas, 11,300 feet, Venezuela, from the collection of
Mr. S. Briceño.

typed
rec.
pdf online

XX.—New or little-known Ethiopian Hemiptera. C

By E. BERGROTH, C.M.Z.S.

THE Entomological Research Committee of the British
Colonial Office having submitted to me for examination a
number of Heteropterous Hemiptera sent in by the Committee's
collectors from various parts of Africa, I have found among
them some new or insufficiently known species, which are
described or commented upon in this paper.

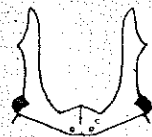
Fam. Coptosomatidæ.

✓ *Ceratocoris dama*, sp. n.

Late ovatus, valde convexus, niger, supra versicoloriter cæruleo- et
aurichalceo- et cupreo-resplendens, maculis callosis parvis irregu-
laribus flavis remote conspersus, capite subtus flavo, fascia intra-
oculari basali intus angustata et abbreviata, excavatione an-
tennali ac cornubus maris nigris, dimidio externo horum dense
confluentur flavo-variegato, pectore cinereo, opaco, lateribus pro-
pleurarum late subnitidulis, fusco- et flavo-variegatis, vitta media
angusta curvata anteriore propleurarum nitida fusca; mesosterno
medio nitido, nigro, acetabulis omnibus flavis, limbo lato ventris
intra spiracula extenso flavo, in segmentis quattuor mediis macu-
lam majusculam subquadrata nigram inter spiracula et latera
includente, spiraculis, linea transversa impressa pone hæc mar-
gineque ipso laterali ventris nigris, hoc ad apicem segmentorum
interrupto, segmento ultimo ventrali medio flavo. Caput breve
et latissimum, apici pronoti æque latum, medio declive, longitu-
dine sua media fere triplo et dimidio latius, supra sat remote
punctulatum, subtus sublaeve, pro articulo primo antenarum
recipiendo late excavatum, superne præter maculas parvas con-
spersas vitta mox intra marginem externum jugorum secundum

marginem internum cornuum maris ultra medium eorum continuata et maculis tribus transversis majusculis basalibus flavis (una inter ocellos, una utrinque extra eos) signatum, jugis lineam inter angulos anticos oculorum fictam haud attingentibus, oculis minusculis parum prominulis rufis, ocellis ab oculis quam inter se triplo longius remotis; rostro flavo-testaceo, articulo tertio basin versus et quarto apicem versus nigrescentibus, articulis duobus primis antennarum flavis, primo angulum anticum oculi attingente, secundo primo nonnihil brevior, apicem versus nigricante (ceteri articuli desunt). Pronotum medio capite medio plus quam duplo et dimidio longius et hoc quarta parte latius, longitudine sua media duabus tertiis partibus latius, apice quam ad humeros paulo angustius, sat dense punctulatum et praeterea latera versus transversim rugosum, maculis callosis flavis quam in scutello minoribus et remotioribus, sed prope latera majoribus et magis condensatis, macula transversa irregulari apicali media et macula rotundata pone hanc etiam majoribus, margine apicali biangulato-sinuato, medio pone spatium interocellare recto, deinde usque ad angulos apicales late oblique truncato, marginibus lateralibus anticis fortius rotundatis, valde declivibus, marginibus lateralibus posticis anticis paulo longioribus, angulis basalibus rotundatis sed haud deletis, margine basali levissime sinuato. Scutellum sat dense punctulatum, ad basin maculis duabus callosis flavis majoribus prope angulos basales pronoti notatum, abdomine paulo latius, margine inferiore flavo, utrinque anguste nigro-marginato. Pectus in partibus opacis remote vermiculato-striolatum et remote minutissime nigro-punctulatum, mesosterno medio transversim strigoso. Corium, maculis callosis flavis exceptis, dense fortiter punctatum. Abdomen subtus subalutaceum, vix punctulatum, modice dense argenteo-sericeum,

Fig. 1.



pilositate e latere inspecta multo magis perspicua, spiraculis magnis, a lateribus quam a margine postico segmentorum magis remotis, suturis ventralibus latera non attingentibus. Pedes flavi, femoribus maculis parvis fuscis adspersis et apice inferius fusco-notatis, subtus molliter albo-pilosis, apicem versus sulcatis et inferius subcristatis, tibiis albo-setulosis, supra in dimidio basali infuscatis.

Long., ♂ 14 mm., cum corn. capit. 20 mm.

Mas: Caput (*vide* fig. 1) utrinque in cornu longum deplanatum

aris ultra medium eorum con-
 versis majusculis basalibus flavis
 extra eos) signatum, jugis lineam
 etiam haud attingentibus, oculis
 s, ocellis ab oculis quam inter
 o flavo-testaceo, articulo tertio
 versus nigrescentibus, articulis
 primo angulum anticum oculi
 il breviora, apicem versus nigri-
 Pronotum medio capite medio
 us et hoc quarta parte latius,
 tiis partibus latius, apice quam
 dense punctulatum et praeterea
 t, maculis callulosiis flavis quam
 bus, sed prope latera majoribus
 sversa irregulari apicali media
 iam majoribus, margine apicali
 atium interocellare recto, deinde
 ique truncato, marginibus late-
 , valde declivibus, marginibus
 longioribus, angulis basalibus
 gine basali levissime sinuato,
 m, ad basin maculis duabus
 gulos basales pronoti notatum,
 inferiore flavo, utrinque anguste
 bus opacis remote vermiculato-
 nigro-punctulatum, mesosterno
 rium, maculis callosis flavis
 um. Abdomen subtus sub-
 llice dense argenteo-sericeum,

o magis perspicua, spiraculis
 e postico segmentorum magis
 a non attingentibus. Pedes
 scis adpersis et apice inferius
 pilosis, apicem versus sulcatis
 o-setulosis, supra in dimidio

) mm.

a cornu longum deplanatum

horizontalo apice leviter reflexum prolongatum, his cornubus
 pronoto medio subaeque longis, subparallelis, late distantibus,
 extus nonnihil pone apicem in lobum acutum triangularem re-
 flexum dilatatis, margine interno cornuum reflexo; juga com-
 muniter triangulariter producta, apice angulum obtusiusculum
 formantia; scutellum apice e postico visum obtusangulariter
 sinuatum; operculum foveae intralateralis segmenti sexti ven-
 tralis oblique transversum, dense brevissime fusco-tomentosum,
 margine ejus antico subrecto, postico rotundato; segmentum
 genitale ultimo ventrali medio longius, nigrum, margine labiali
 quinque-sinuato, sinibus tribus mediis obsolete disjunctis, sub-
 confluentibus, margine apicali subrecto, angulis apicalibus rotun-
 datis, appendice magna media deplanata medium segmenti
 attingente, flava.

SOUTHERN NIGERIA: Akwete (*J. J. Simpson*).

A species extremely remarkable by the structure of the
 head, which is broader and (apart from the horns) very much
 shorter than in the five other known species of the genus.

Fam. Pentatomidæ.

Auryaspis marshalli, sp. n.

Dilutissime testacea, pronoto, scutello corioque albidis, supra parce
 irregulariter nigro-punctata, partes has nigras exhibens: capituli
 vittulam inferiorem anteoocularem supra tuberculum antenniferum,
 marginem lateralem, orbitam oculorum, margines dimidii basalis
 tyli vittasque tres basales, mediam brevem, laterales intra ocellos
 currentes et hos longe superantes, antice oblique extrorsum
 vergentes et marginem lateralem attingentes, pronoti marginem
 apicalem, lineam punctatam utrinque circum areas cicatricales
 maculamque minusculam partem posticam harum linearum tan-
 gentem, scutelli foveam rotundam ad angulos basales maculam-
 que irregularem anteapicalem, segmentorum connexivi fasciam
 latam basalem angulosque imos apicales, segmentorum ventris
 maculas majusculam ad angulos basales et minutam ad angulos
 apicales spiraculaque cum annulo ea cingente; pronotum inter
 angulos laterales maculis quinque diffusis subconfluentibus sæpe
 minus distinctis in seriem transversam ordinatis notatum; seg-
 menta dorsi abdominis medio late ferrugineo- vel fusco-fasciata;
 segmentum genitale maris medio et lobi genitales basales late-
 ralesque feminae fusco-maculata; rostrum et antennae testacea,
 annulo harum angusto apicali articuli primi secundique, annulo
 angusto basali articuli secundi tertiique, dimidio apicali articuli
 tertii, parte plus quam dimidia apicali articuli quarti parteque
 lata media articuli quinti nigris; pedes testacei, apice tarsorum
 fusco; membrana et alae vitrea. Caput subaeque longum ac
 latum (♂) aut longitudine paullo latius (♀), ante sinum ante-
 ocularem profundum parallelum, apice late rotundatum, oculis

magnis, eminentibus, vertice oculo uno circiter duplo latiore, rostro basin segmenti tertii ventris subattingente, articulo secundo tertio brevior, antennis crassiusculis, articulo secundo tertio multo brevior, hoc et quarto æque longis, quinto quarto paulo longiore. Pronotum lateribus rectum (♂) vel levissime subrotundatum (♀). Scutellum corio paulo longius, punctura ante medium prope latera in maculam oblongam sæpe coacervata. Pleuræ parce irregulariter nigro-punctulatæ, area evaporativa metapleuræ in mesopleuram late usque ad angulum ejus lateralem anticum extensa. Corium margine apicali leniter rotundatum, punctura ad angulum apicalem plus minusve confluenta. Connexivum crebre concoloriter punctulatum, angulis apicalibus segmentorum leniter prominulis. Venter medio lævi excepto parce subtiliter concoloriter punctulatus, segmento genitali maris apice arcuato-sinuato.

Long., ♂ 9 mm., ♀ 11 mm.

NYASALAND (*Dr. B. Davey*).

A strikingly distinct species, more allied to *E. signoreti*, Stål, from Senegal, than to any other described form.

Named after Mr. Guy A. K. Marshall, whose five years' investigations of mimicry and warning colours in South-African insects (*Trans. Ent. Soc. Lond.* 1902, pp. 287-584, with 15 plates) have so considerably increased our knowledge of this subject.

Fam. Coreidæ.

Plectropoda cruciata, Dall.

UGANDA (*C. C. Gowdey*).

The East-African specimens differ from the typical West-African form in being darker, with the corium and clavus uniformly fuscous; the structural characters are identical.

Fam. Pyrrhocoridæ.

Cenceus gowdeyi, sp. n.

Oblongo-ovalis, rufescenti-testaceus, capite, margine laterali prothoracis epipleuraque corii rufis, margine basali superiore capitis, impressione fere tota aream elevatam pronoti circumscriptente (solum lateribus postice breviter rufo-interrupta), limbo basali scutelli, vitta lata brevi basali clavi pectoreque nigris, membrana sordide rufo-testacea, abdomine fulvo, bucculis, margine apicali pronoti et prosterni inter oculos, limbo postico pleuraram acetabulisque eburneis, pedibus fuscis, femoribus (basi excepta) rufis. Caput vertice alutaceum et ibidem linea impressa longitudinali præditum, rostro fusco, medium segmenti secundi ventris attingente, articulo primo antennarum fusco, capite paulo longiore,

o oculo uno circiter duplo latiore,
ntris subattingente, articulo secundo
ssiusculis, articulo secundo tertio
æque longis, quinto quarto paullo
s rectum (♂) vel levissime sub-
corio paullo longius, punctura ante
culam oblongam sæpe coacervata.
nigro-punctulata, area evaporativa
late usque ad angulum ejus late-
um margine apicali leniter rotun-
apicalem plus minusve confluenta,
r punctulatum, angulis apicalibus
lis. Venter medio lævi excepto
nctulatus, segmento genitali maris

s, more allied to *E. signoreti*,
y other described form.
Marshall, whose five years'
d warning colours in South-
oc. Lond. 1902, pp. 287-584,
rably increased our knowledge

reidæ.

uciata, Dall.

differ from the typical West-
s, with the corium and clavus
al characters are identical.

hocoridæ.

eyi, sp. n.

s, capite, margine laterali pro-
margine basali superiore capitis,
vatam pronoti circumscribente
rufo-interrupta), limbo basali
vi pectoreque nigris, membrana
ulvo, bucculis, margine apicali
mbo postico pleuraram acetabu-
femoribus (basi excepta) rufis,
m linea impressa longitudinali
egmenti secundi ventris attin-
fusco, capite paullo longiore,

apicem versus incrassato, prope basin intus breviter setuloso,
secundo primo distincte brevior, nigro (articuli ultimi desunt).
Corium et clavus fusco-punctulata, punctis partis basalis exocorii
in vittam angustam congestis, limbo externo corii rufo-punctato.
Femora antica subtus in margine anteriore dimidii apicalis
denticulis duobus armata.
Long., ♀, 12 mm.

UGANDA: Masaka (*C. C. Gowdey*).
Allied to *C. carnifex*, Fabr., but much larger and differently
coloured.

Fam. Myodochidæ.

Lethæus simpsoni, sp. n.

Oblongus, angustus, subnitidus, niger, vena cubitali corii post
medium macula minuta oblongula subcallosa lutea et vena radiali
nonnihil ante apicem maculis talibus duabus minus distinctis
notatis, membrana fusca, venis pallescentibus, antennis, rostro
pedibusque piceis, tibiis et tarsis obscure sordide testaceis.
Caput paullo transversum, crebre minute punctulatum, margine
basali læve, rostro coxas posticas subattingente, articulo primo
antennarum plus quam dimidio apicem capitis superante, secundo
primo sesqui longiore, tertio primo parum longiore (art. quartus
deest). Pronotum longitudine tertia parte latius, latitudine
apicali dimidio longius et apice quam basi duplo angustius, usque
ad margines laterales haud explanatos ante medium leviter rotun-
datos transversim nonnihil convexum, sat fortiter haud dense
punctatum, ante medium area transversa lævi medio punctis
longitudinaliter interrupta præditum. Scutellum et pleuræ sat
dense punctata. Hemelytra apicem abdominis attingentia, clavo
regulariter triseriatim percurrenter punctato, corio modice dense
punctulato, vena transversa venas tres exteriores membranæ
conjungente interdum incompleta. Abdomen subtus haud nisi
quam subtilissime punctulatum. Femora antica inermia. Arti-
culus primus tarsorum posteriorum duobus ultimis unitis vix
magis quam dimidio longior.

Long., ♂, 6 mm.

SOUTHERN NIGERIA: Badagri (*J. J. Simpson*).

A narrow species, very distinct in several characters from
the hitherto known African forms.

Fam. Reduviidæ.

Subfam. ZELINÆ.

Rhinocoris nitidulus, Fabr.

A specimen from Uganda, found by Mr. Gowdey, differs

from the typical West-African form by having the middle and hind femora broadly annulated with red immediately before the apex. It shows no structural differences.

Rhinocoris neavei, sp. n.

Ochreo-testaceus, corio ferrugineo-testaceo, pedibus rufo-castaneis, capite cum antennis rostroque, lobo antico marginibusque laterali-
bus posticis pronoti, scutello, macula denudata propleuræ et mesopleuræ, fascia basali segmentorum connexivi supra et subtus, suturis et macula transversa denudata intralaterali segmentorum ventris, coxis, annulo lato medio femorum, tibiis apicem versus, tarsis, segmento genitali feminae maculaque oblonga laterali segmenti genitalis maris nigris, parte anteculari superiore capitis, pronoto, medio scutelli, pectore (densissime), ventre (limbo laterali excepto) corioque ochreo-sericeis. Caput erecte albo-pilosum, gula præterea dense minute albo-squamulosa; rostro glabro, articulo primo secundo paullo brevior, articulo primo antennarum pronoto paullo longior, secundo primo triplo brevior. Pronotum læve, angulis apicalibus oblique truncatulis, lateralibus leviter prominulis, late rotundatis, lobo antico postice alte subconice bituberculato, pube sericea antice densissima, medio in vittas fasciasque congesta, postice deficiente, pube lobi postici minus densa. Hemelytra apicem abdominis leviter (♀) aut sat longe (♂) superantia, membrana fusco-anea. Segmentum genitale maris apice medio in lobulum nigricantem obtusum sed lateribus acute denticulatum productum, stylis genitalibus gracilibus, apicem versus haud incrassatis.
Long., ♂ 17.5-19 mm., ♀ 22 mm.

NYASALAND: Lower Shire Valley, near Chikawa, 600 feet, and N.W. shore of Lake Nyasa, between Florence Bay and Karonga, 1650 feet (S. A. Neave).

Allied to *Rh. erythrocnemis*, Germ., but larger and quite differently coloured on the under side, with more elevated tubercles on the anterior pronotal lobe and the male genital segment differently constructed. The colour is quite constant.

Phonolibes tricolor, sp. n.

Ruber, lurido-testaceo-tomentosus, antennis (basi excepta), rostro, lobo antico pronoti, scutello, pectore (excepta parte posteriore propleuræ), maculis duabus transversis apicalibus late distantibus segmentorum ventris (sexto excepto), segmento genitali pedibusque nigris, membrana cærulea. Antennæ validiusculæ, articulo primo capite paullulo brevior, secundo primo angustior et paullo brevior, tertio incrassato (saltem in mare), primo tertia parte brevior. Pronotum fortius convexo-declive, lobo postico antico triplo longior, medio longitudinaliter anguste canaliculato.

Hemelytra apicem abdominis paullum superantia, corio (limbo laterali excepto) dense et crasse reticulato.

Long., ♂, 16 mm.

UGANDA: Sunga Masaka (C. C. Gowdey).

A large species, easily recognized from all others.

Phonolibes bimaculatus, Dist.

Distant has omitted the principal character of this species: the non-reticulated corium, which has a single oblique transverse vein in the mesocorium. The antennæ are broken in the female specimen before me; in the male the third joint is incrassated (as in *Ph. tricolor*, Bergr.), and I suppose that this is a secondary male sexual character.

Of this species I have also seen a brachypterous specimen in which the hemelytra are convergent, only twice the length of the scutellum, and with the membrane quite rudimentary.

NYASALAND: between Mlanji and Zomba, 2000-3000 feet (S. A. Neave); N.E. RHODESIA: Fort Jameson, 3800 feet (S. A. Neave).

Subfam. REDUVIINÆ.

Edocla præcox, sp. n.

Forma aptera: Nigra, parce anguste albo-squamulosa, apice spinæ lateralis lobi postici spinæque scutellaris, macula transversa laterali-apicali segmentorum connexivi supra et subtus maculisque dorsi abdominis in series duas approximatas longitudinales ordinatis luteis, squamulis dorsi abdominis hic et illic, præsertim in segmento secundo, densioribus et aurescentibus, capite et thorace granulatis. Caput ante oculos fortiter declive, jugis inter antennas in processus duos contiguos apice brevissime liberos porrectis, ocellis nullis, articulo primo antennarum parti postoculari capitis cum oculo subæque longo, secundo primo fere duplo longiore, sæpe pallescente, rostro parce breviter albo-setuloso. Pronotum abdomine plus quam duplo angustius, angulis apicalibus rotundatis, lobo antico valde convexo, inermi sed præsertim postice fortiter sculpto, lobo postico antico multo brevior et humiliore sed paullulo latiore, spinis duabus discoidalibus et utrinque spina laterali oblique sursum et paullo retrorsum directa armato. Scutellum apice spina valida suberecta apice recurva armatum. Rudimenta hemelytrorum basin abdominis attingentia, subtriangularia, apice truncata. Abdomen late ovale, segmentis ventralibus latera versus concretis, secundo basin versus carinato, sexto (♀) medio duobus præcedentibus unitis longiore, medio transversim plicato-elevato, segmentis

Ann. & Mag. N. Hist. Ser. 8. Vol. x.

14

genitalibus nigro-setulosis. Pedes picei, fossa spongiosa tibiarum anteriorum minus quam trientem apicalem occupante.
 Long., ♀, 11.5-13 mm.
 Forma alata ignota.

NYASALAND: S.E. shore of Lake Nyasa, between Fort Maguire and Fort Johnston (*S. A. Neave*); N.E. RHODESIA: between Fort Jameson and Lundazi, 4000 feet (*S. A. Neave*).

Allied to *E. bisbignata*, Stål, but smaller and differently coloured, with the first antennal joint shorter.

Edocla pilosula, Dist.

Abdomen ad angulos apicales segmentorum, ultimo excepto, spina armatum, his spinis in segmento primo validis, in segmentis sequentibus longitudine sensim decrescentibus.

Forma aptera (♀): Lobus posticus pronoti antice duplo brevior et multo humilior. Mesonotum lateribus spinula erecta parva, metanotum ibidem spinula erecta majore armatum. Hemelytra et alæ nulla.

Long. 6-7 mm.

NYASALAND: Lower Shire Valley, near Chikawa, 600 feet (*S. A. Neave*).

Distant has omitted the principal character of the species, the spinous abdominal margin, by which it differs from all other species of the genus. Mr. Champion has kindly examined the type, and informs me that the abdomen is spinous also in the winged form.

Subfam. *PETALOCHIRINÆ*.

Petalochirus pugil, sp. n.

Elongato-ovatus, parce pilosus, capite superiore, pronoto scutelloque ochraceis, hemelytris fuscis, connexivo fusco-nigro, capitis maculis duabus oblongis anterioribus postice confluentibus impressione transversa interoculari, vitta retrorsum angustata inter ocellos et basin lateribusque postocularibus, pronoti vitta media antice abbreviata sublateralique subcurvata lobi antici ac vitta media angusta antice abbreviata, maculis quattuor antemedianis (exterioribus minoribus) basique anteriore spinæ lateralis lobi postici, scutelli disco spinaque laterali nigris, maculis numerosis hemelytrorum squalide albidis, macula transversa obliqua apicem mesocorii occupante fuliginosa, fascia vel macula transversa prope basin segmentorum connexivi (in segmentis duobus ultimis feminae solum ad marginem lateralem distinctis) fulva, maculis duabus denudatis horum segmentorum, altera ante, altera mox pone medium sita, nigris, spinis angulorum apicalium segmentorum piceis, apice late pallide flavidis; subtus cum rostro

niger, præter pilos suberectos pubescentia adpressa auro-sericea haud densa præsertim latera versus indutus, bucculis, spinis prosternalibus, vittis tribus anterioribus (externis postice plerumque conjunctis) et macula postica mesopleurarum, vitta sublaterali metapleurarum, limbo acetabulorum omnium, vitta angusta (σ) vel latiuscula irregulari e maculis composita (φ) ventris, maculis oblongis lateralibus hujus prope basin segmentorum positissimis spiraculisque ochraceis; antennæ et pedes testacea vel fusco-testacea, articulo secundo illarum apice nigro, coxis nigris, apice cum trochanteribus ochraceis, tibiis anticis fusco- et testaceo-variegatis. Caput inerme, tylo basi inter antennas latiuscule tumido, sed haud carinato-elevato, oculis fortiter prominulis, sed magnitudine mediocribus, spatio interoculari superiore oculo fere duplo latiore, spatio inter bucculas et oculos diametro horum maximo (e latere viso) subæque longo, rostro piloso, articulo primo antennarum capite nonnihil longiore, secundo primo $\frac{2}{3}$ longiore. Pronotum linea longitudinali media impressa præditum, lobo antico inerme, utrinque carinis tribus obtusis obliquis instructo, angulis apicalibus extus levissime obtuse prominulis, angulis lateralibus lobi postici spina valida acuta sursum et extrorsum directa armatis. Scutellum paullo pone medium laterum spina brevi vel tuberculo spiniformi et apice spina longa suberecta leviter curvata armatum, postscutello etiam in spinam semi-erectam producto. Metasternum e margine postico paullo ultra medium levissime carinatum. Hemelytra basin (φ) vel medium (σ) segmenti ultimi dorsalis paullum superantia. Abdomen ad angulos apicales segmentorum, ultimo excepto, spina semi-erecta armatum, ventre transversim strigoso, inter spiracula et marginem lateralem carina instructum, hac carina pone segmentum tertium vel quartum evanescente, sutura inter segmenta duo prima crenato-carinulata. Pedes breviusculi, femoribus anticis apicem capitibus vix attingentibus, in dimidio basali paullo latioribus, basin versus leviter curvatis, fovea apicali superiore pro tarsis recipiendis tibiaram anticarum lata, longitudine sua solum duplo angustiore, fossa spongiosa tibiaram anticarum lata, tarsis duplo brevioribus, femoribus posticis medium segmenti quinti (φ) vel basin segmenti sexti (σ) ventris attingentibus.

Long., σ 13 mm., φ 17.5 mm.

Mas: tibiæ anticæ intus modice, extus fortius rotundato-dilatatae; venter medio per segmenta quinque prima carinatus; segmentum genitale primum elongato-triangulare, medium secundi haud attingens; styli genitales depressiusculi, nigri, apicem versus sensim angustati.

Femina: tibiæ anticæ intus modice, extus valde rotundato-dilatatae, parte dilatata interiore apicem versus sensim fortius angustata; venter medio per segmenta duo prima carinatus.

NYASALAND: Chiromo, 400 feet, and Ruo Valley, 1000-2000 feet (S. A. Neave).

Very similar and closely allied to *P. vittiventris*, Bergr.,

but the head and pronotum are differently coloured and scarcely sericeous, the base of the tylus between the antennæ is broader, not carinate, the eyes are smaller, the anterior pronotal lobe is much more distinctly sculptured, the posterior lobe less depressed, the metasternum is more shortly and less distinctly carinate, the legs are shorter and not annulated, the fore femora broader in their basal half, the fore tibiæ much more dilated, particularly on the inner side, and the dilated part is differently shaped, their superior apical fovea (for the reception of the tarsi) is much broader, their spongy pit shorter and broader, the female venter is carinated only on the two basal segments, the first male genital segment is much more elongate, and the male genital styles are black.

In *P. vittiventris* the upper interocular space is only one-third broader than an eye, the distance between the eyes and the bucculæ is distinctly shorter than the greatest diameter of the eye (seen from the side); the two denudated spots of the connexival segments are more or less pale, and therefore much less conspicuous than in *pugil*; the fore femora pass the apex of the head by one-third their length or more, and are not or scarcely broader in their basal half; the upper apical impression of the fore tibiæ is very narrow, their spongy pit narrow and only one-third shorter than the tarsi; the hind femora reach the apex of the abdomen; the venter is carinated in both sexes from its base to the apex of the fifth segment; the first male genital segment is equilaterally subtriangular, and the genital styles are luteous.

P. vittiventris, Bergr., and *pugil*, Bergr., form a distinct section of the genus, intermediate in a way between the typical *Petalochiri* and the subgenus *Platychiria*, H.-Sch.

Tragelaphodes bergrothi, Bredd.

Mas: segmentum ultimum dorsale abdominis penultimo duplo et dimidio longius, basi quam apice fere quinquies latius, marginibus lateralibus rectis, apicem versus sinuatis, spinis apicalibus longiusculis, retrorsum porrectis; segmentum genitale e supero visum ultra latera segmenti dorsalis ultimi late prominens, duplicatum, primo supra partem intermediam secundi usque ad medium ejus rotundato-producto, secundo apice medio subrecto, solum latera versus leviter rotundato, stylis genitalibus oblongo-triangularibus, apice late truncatis et per totam latitudinem contiguis.

Femina: segmentum ultimum dorsale abdominis penultimo subæque longum, basi quam apice late truncato duplo latius, marginibus lateralibus leviter rotundatis, spinis apicalibus brevibus.

NYA
Magui
Fort I
(Neave)
This
from I
The
Bergr.
specim

Oblong
super
abdo
sum,
etian
ocell
annu
long
mox
infus
quar
long
vitta
vitti
disce
conf
punc
Scut
Acet
retr
pleu
Hen
clav
pilo
fiab
præ
trib
rant
apic
mer
con
nig
mer
lari

are differently coloured and of the tylus between the ante, the eyes are smaller, the ante more distinctly sculptured, the metasternum is more shortly, the legs are shorter and not broader in their basal half, the elated, particularly on the inner differently shaped, their superior (n of the tarsi) is much broader, and broader, the female venter is basal segments, the first male are elongate, and the male genital

interocular space is only one distance between the eyes and rter than the greatest diameter e); the two denudated spots of more or less pale, and therefore in *pugil*; the fore femora pass e-third their length or more, and in their basal half; the upper re tibiæ is very narrow, their one-third shorter than the tarsi; ex of the abdomen; the venter m its base to the apex of the genital segment is equilaterally l styles are luteous.

pugil, Bergr., form a distinct mediate in a way between the bgenus *Platyphria*, H.-Sch.

bergrothi, Bredd.

ale abdominis penultimo duplo et ice fere quinquies latius, marginibus us sinuatis, spinis apicalibus longi-segmentum genitale e supero visum ultimi late prominens, duplicatum, am secundi usque ad medium ejus apice medio subrecto, solum latera genitalibus oblongo-triangularibus, am latitudinem contiguus. orsale abdominis penultimo subæque truncato duplo latius, marginibus spinis apicalibus brevibus.

NYASALAND: S.E. shore of Lake Nyasa, between Fort Maguire and Fort Johnston; Chiromo, 400 feet; between Fort Mangoche and Chikala Boma, about 4000 feet (*S. A. Neave*).

This species was originally described from a single specimen from Dar-es-Salaam.

The two known species of the curious genus *Tragelaphodes*, Bergr., are possibly always apterous; at least, no winged specimen has yet turned up.

Fam. Nabidæ.

Reduviolus corixipennis, sp. n.

Oblongus, testaceus, capite subtus et lateribus vittaque ejus lata superiore ac vitta lata postice angustata scutelli nigris, parte superiore anteantennali capitis, pronoto, hemelytris, pectore abdomineque fusco-variegatis. Caput breviuscule testaceo-pilosum, pilis paucis longis erectis intermixtis, rostro et antennis etiam pilosulis, articulo primo harum spatio inter basin ejus et ocellum subæque longo, infuscato, mox ante apicem nigrum annulo testaceo signato, articulo secundo primo circiter dimidio longiore, capiti et etiam pronoto sine collari æque longo, testaceo, mox ante apicem annulo nigro notato, articulis duobus ultimis infuscatis, tertio secundo subæque longo, basi et apice testaceo, quarto tertio paullo brevior. Pronotum (formæ macropteræ) longitudine saltem quinta parte latius, breviter erecte pilosulum, vitta angusta percurrente fusca notatum, collari præterea utrinque vittis duabus fuscis signato, lobo antico lateribus fusco-nigro, disco ejus medio infuscato vel lituris obliquis fuscis plus minusve confluentibus notato, lobo postico fere horizontali, concoloriter punctato, maculis fuscis transversim quadrisubseriatis signato. Scutellum parce erecte pilosum. Mesosternum medio nigrum. Acetabula posteriora subimpicta. Sulcus orificialis oblique retrorsum directus, leniter curvatus. Area evaporativa metapleuram totam occupans, margine antico et postico hujus parallelis. Hemelytra apicem abdominis aliquantum superantia, corio et clavo fasciis numerosis fuscis signatis, subadpresse testaceo-pilosis, margine costali corii basin versus densius et longius fimbriato; membrana testacea, venis fuscis prædita et inter has præsertim basin versus dense confluentibus fusco-variegata, cellulis tribus basalibus basi late confluentibus, venis duabus eas separantibus nempe ante medium cellularum subito abruptis. Alæ apicem abdominis paullum superantes, cinereo-infumate. Abdomen pronoto paullulo latius, subtus testaceo-sericeum, segmentis connexivi postice fuscis, margine eorum laterali pone medium nigro, ventre fusco, margine laterali (angulis apicalibus segmentorum exceptis), spiraculis vittisque duabus angustis irregularibus utrinque intra hæc testaceis, maculis denudatis nigris

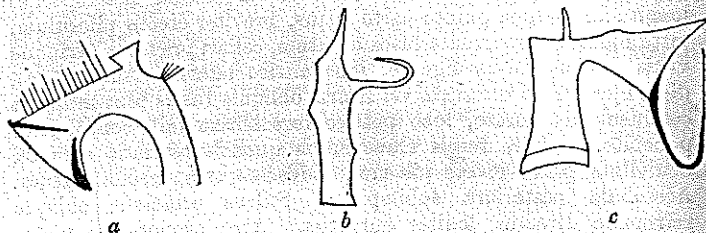
intralateralibus in segmento primo et tribus ultimis utrinque una, in segmentis secundo et tertio utrinque tribus, quarum duabus ad marginem basalem sitis, macula segmenti sexti longe pone medium ad ipsum marginem lateralem posita, segmento primo ad latera segmento secundo et metapleuræ subæque longo (hamo copulatorio maris infra delineato). Pedes testacei, pilosi, femoribus annulis compluribus fuscis interdum interruptis cinctis, anticis pronoto paullulo longioribus et latitudine sua subbasali fere quadruplo longioribus, tibiis anterioribus annulis tribus fuscis (paullulo pone basin, medio apiceque) notatis, lenissime curvatis, subtus minute spinulosis, tibiis posticis paullulo pone basin et apice annulo fusconigro et inter hos annulis compluribus dilute fuscis ornatis, apice articulorum tarsorum omnium fusco, articulis duobus ultimis tarsorum posticorum æque longis.

Long., ♂ 8-8.5 mm., ♀ 9 mm.; cum hemelytr., ♂ 9-9.5 mm., ♀ 10 mm.

NYASALAND: between Mlanji and Zomba, 2000-3000 feet (S. A. Neave).

Belongs to the subgenus *Aptus*, and is allied to *R. hottentottus*, Reut., but it is scarcely "oblongo-ovatus"; the pronotum is broader, its posterior lobe almost horizontal, not "convexo-declivis," and without the sublateral fuscous

Fig. 2.



Left copulatory hook of *Reduviolus corixipennis*, Bergr., seen from the outside (a), from below (b), and obliquely from the inside (c).

vitta; the hemelytra are considerably longer and the legs differently coloured, with the second joint of the hind tarsi longer; there are also some colour-differences in the antennæ and other parts of the body. The markings of the hemelytra remind one of the genus *Corixa*.

To this species belong the specimens recorded from Kilimandjaro by Poppius (in Sjöstedt, Kiliman-Meru Exp. xii. p. 59) under the name *R. hottentottus*, Reut.

N.B.
specific
been fig
in the
well vis
species,
rather c
body (v
men) at

XX

(Pub

THE w
of Cam
Mycete
congen
St. Vi
does ne
genus
(in the
one b
only)
remain
like th
both s
that w
a pair
Lygis
due to
quite
(supp
prove
a syr
slight
value
wanti
vein
it doc
midd

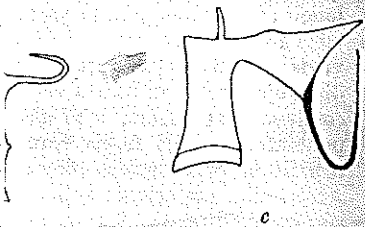
mo et tribus ultimis utrinque una, utrinque tribus, quarum duabus ad segmenti sexti longe pone medium posita, segmento primo ad latera æ subæque longo (hamo copulatorio testacei, pilosi, femoribus annulis interruptis cinctis, anticis pronotide sua subbasali fere quadruplo annulis tribus fuscis (paullo pone lenissime curvatis, subtus minute pone basin et apice annulo fusco-pluribus dilute fuscis ornatis, apice fusco, articulis duobus ultimis gis.

; cum hemelytr., ♂ 9-9.5 mm.,

aji and Zomba, 2000-3000 feet

otus, and is allied to *R. hottentotus*, "oblongo-ovatus"; the pronotum almost horizontal, not without the sublateral fuscous

g. 2.



s *corixipennis*, Berg., seen from the and obliquely from the inside (c).

considerably longer and the legs second joint of the hind tarsi colour-differences in the antennæ The markings of the hemelytra

sa. The specimens recorded from Sjöstedt, Kiliman.-Meru Exp. *hottentottus*, Reut.

N.B.—The copulatory hooks of the male give very good specific characters in this genus, and many of them have been figured by Reuter in various papers and by Champion in the 'Biologia Centrali-Americana.' They are often fairly well visible from the side of the abdomen; but in some species, as in the above-described *corixipennis*, they are of a rather complicated structure and must be detached from the body (which can be easily done without injuring the abdomen) and examined from different sides.

XXI.—*Lygistorrhina urichi*, a new *Mycetophilid* from Trinidad. By F. W. EDWARDS, B.A., F.E.S.

(Published by permission of the Trustees of the British Museum.)

THE writer has received for examination from Mr. H. Scott, of Cambridge, a small series of a very peculiar and interesting *Mycetophilid*, described below. The species is undoubtedly congeneric with Williston's *Probolæus singularis* from St. Vincent, but, for reasons which will appear, the writer does not consider that *Probolæus* can be retained as a distinct genus from Skuse's *Lygistorrhina*. The latter was described (in the female sex only) as possessing three ocelli, the median one being minute. In *Probolæus* (described from males only) the ocelli were described as apparently absent, the remaining characters of *P. singularis* being almost exactly like those of *L. insignis*. Fortunately in Mr. Scott's series both sexes are represented, and a careful examination showed that while in the male ocelli seem to be absent, in the female a pair of large ones is present in the same position as in *Lygistorrhina*. The loss of the ocelli in the male is no doubt due to the much greater development of the eyes, which are quite twice the size of those of the female. The chief (supposed) distinction between these two genera is thus proved to be non-existent, and *Probolæus* therefore becomes a synonym of *Lygistorrhina*. There are, however, some slight differences which can hardly be considered of generic value: (1) In *L. urichi* the median ocellus is apparently wanting; (2) in the two West-Indian species the mediastinal vein (*sc*) reaches the costa, while in the Australian *L. insignis* it does not; (3) *Lygistorrhina* has two small spurs to the middle tibiæ, *Probolæus* only one.