

(475)

Dup ✓

catalogued

type info entered

XIII. *An enumeration of the Rhynchota received from Baron von Müller, and collected by Mr. Sayer in New Guinea during Mr. Cuthbertson's Expedition.*
By W. L. DISTANT, F.E.S. C

[Read October 3rd, 1888.]

PLATE XIII.

THE Rhynchota collected by Mr. Sayer, though few in number, are of great interest, and add considerably to our knowledge of that portion of the entomological fauna of New Guinea in which they were collected. The largest number of species from the island, of which we have record, were described by Mr. Walker, collected by Mr. Wallace, and are now contained in the British Museum. The late Dr. Stål has also contributed some scattered descriptions, and Dr. Signoret more recently gave a short descriptive paper of New Guinea Heteroptera belonging to the collection in the Genoa Museum. Consequently, even with the additions made by this paper, our knowledge is still very limited as to the Rhynchotal element in this entomological fauna.

In the Heteroptera of this collection are 39 species; of these I have identified 37 species, 13 being hitherto undescribed and embracing 5 new genera. The Homoptera comprise 9 species; of these 8 are identified, 4 being hitherto undescribed, including one new genus. Other species in both groups were represented by larval forms only, and it would be presumption to attempt their identification.

In this collection the Australian element or affinity is exceedingly slight, a considerable relationship exists with the fauna of the adjacent islands, and a few species are probably peculiar to New Guinea; but our present knowledge is so very limited, and the available collections so very small, that it is futile to hazard any dogmas as to geographical distribution.

RHYNCHOTA HETEROPTERA.

PENTATOMIDÆ.

PLATASPINÆ.

Coptosoma ramosa.

✓ *Coptosoma ramosa*, Walk., Cat. Het., 1, p. 93 (1867).

This species was originally described from Wagiau.

SCUTELLERINÆ.

Cimex ocellatus.

✓ *Cimex ocellatus*, Thunb., N. ins. Sp., 3, p. 60, f. 72 (1784).

The specimen here enumerated is an example of the variety in which the pronotal angles are not produced, or, in other words, not spined. This, however, is no local peculiarity, as I possess specimens from the Himalayas and the Malay Peninsula in which precisely the same character is found.

The species has a wide range, its area extending from Continental India to New Guinea.

✓ *Philia aureocincta.*

Callidea aureocincta, Walk., Cat. Het., 1, p. 41 (1867).

This species was originally described from New Guinea. I possess examples from Duke of York Island.

SCUTELLERINÆ,

✓ *Asopus micans*, n. s. (Pl. XIII., fig. 6).

Above ochraceous; a large lunate spot at base of pronotum, a similar spot reversed at base of scutellum, and two small spots near apex of scutellum, dark shining blue; membrane bluish black, the margins fuscous. Legs bluish black, the coxæ, trochanters, and apices of the femora beneath ochraceous. Body beneath ochraceous. Antennæ blackish, second joint longer than the third, which is again slightly shorter than the fourth. The rostrum is ochraceous, and just passes the posterior coxæ. The scutellum and pronotum are somewhat coarsely punctate, the corium and head more finely punctate. Long. 12 mm.

PENTATOMINÆ.

Allocotus sayeri, n. s. (Pl. XIII., fig. 1).

Head, pronotum, and scutellum black; apices of spines at base of antennæ, a spine at about middle of each lateral margin of pronotum, two transverse discal central spots to pronotum, a rounded spot at each basal angle of scutellum, and the apex of scutellum, bright shining luteous. Corium brownish ochraceous, the margin pale luteous, and with a subcostal fuscous streak. Membrane dark fuscous. Head and body beneath dark bluish black, disk of abdomen luteous, legs ochraceous, apices of the intermediate and posterior femora blackish. The antennæ are fuscous-brown, the second joint longest, the third and fourth subequal in length; the eyes are strongly exserted, a strong spine at inner margin of antenniferous tubercles, another long spine at middle of each lateral margin of pronotum, the lateral pronotal angles are produced into long, convex, recurved spines. Long. 7 mm.

The structure of the pronotal spines, in addition to the differences of coloration, will at once distinguish this species from the Australian *A. Rogenhoferi*, Mayr, and the New Guinea *A. Mayrii*, Sign.

Spudæus parvulus.

Halys parvula, Hope, Cat., 1, p. 22 (1837).

This species has been recorded from Northern Australia. I possess specimens from Port Moresby.

ÆCDICIUS, n. g.

Head with the central lobe about as long as the lateral lobes, which are somewhat obtusely angulated at apex, giving the anterior margin of the head an emarginate appearance; eyes inserted near base; antenniferous tubercles spinous externally; basal joint of antennæ extending beyond apex of head (number of joints unknown owing to mutilated condition). Pronotum longer than head, posterior lateral angles slightly prominent and subacute, and with an obtuse tooth at anterior lateral angles. Scutellum subtriangular, its apex reaching interior angle of corium; lateral margins of corium somewhat amplified and covering connexivum; membrane with the venation reticulated. Rostrum reaching the posterior coxæ, second joint a little longer than third, but much shorter than third and fourth together. Abdomen not perceptibly furrowed. Mesosternum with a central longitudinal ridge.

I place this genus near *Pæcilotoma*, Dall.

✓ *Ecdicius typicus*, n. s. (Pl. XIII., fig. 3).

Obscure ochraceous, thickly covered with dark, coarse, fuscous punctures. Head with the ocelli red, the eyes dark fuscous, antennæ ochraceous, third joint fuscous towards apex (remainder mutilated). Pronotum with the anterior half of lateral margins and the posterior margin of lateral angles, narrowly ochraceous. Anterior portion of lateral margins of corium and apex of scutellum narrowly ochraceous; corium with the disk darker in places by confluent punctures and fuscous shadings. Membrane pale fuscous, inner two-thirds much suffused with pitchy-black, the outer margin spotted and marked with fuscous, the venation reticulated at inner basal area. Body beneath brownish ochraceous, much suffused with pitchy-black on sternum, base and near apex of abdomen, remaining surface darkly punctate, with a marginal segmental series of small black spots. Legs ochraceous, femora and bases of tibiæ more or less spotted with black, apices of tibiæ and the tarsi (excepting the bases of joints) fuscous-black. Rostrum (excluding basal joint) more or less fuscous. Antennæ with the second and third joints subequal in length, the remainder mutilated. Long. 11 mm.; exp. pronot. angl. 6 mm.

✓ ACCARANA, n. g.

Allied to *Ectenus*, Dall., but having the head less elongated, the central lobe only very slightly projecting in front of the lateral lobes. Antennæ five-jointed, slender, inserted a little in front of the eyes, the antenniferous tubercles prominent and obtusely sub-spinous; the basal joint distinctly passing the apex of the head. Eyes prominent and globose. Rostrum not extending much beyond the posterior coxæ, with the second joint not equalling in length the third and fourth joints combined. Pronotum with the lateral angles strongly produced into moderately stout spines, the lateral margins concave, the anterior lateral margins obscurely crenulate. Ventral furrow short, not extending beyond the second abdominal segment; other characters generally as in *Ectenus*.

✓ *Accarana metallica*, n. s. (Pl. XIII., fig. 4).

Ochraceous, thickly covered with coarse bronzy-green punctures. Head with the basal margin and the posterior lateral margins of central lobe purplish red; eyes purplish red, the margins ochraceous; antennæ fuscous, the basal joint more or less ochraceous. Pronotum with the anterior and posterior margins very narrowly ochraceous, the produced pronotal angles purplish red. Scutellum

with the apex ochraceous and very sparingly punctate, a small foveate dark metallic-green spot at each basal angle. Corium tinged with purplish, except at costal area. Membrane shining fuscous, the veins, base, and lateral margins bluish black, the apex pale fuscous. Connexivum ochraceous, with a few dark punctures, the segmental angles narrowly dark bluish black. Body beneath and legs ochraceous; legs spotted with black, a submarginal fascia to prosternum and abdomen metallic-green, surrounded with purplish punctures, a broad submarginal fascia to meso- and metasterna purplish. Antennæ with the fourth and fifth joints longest and subequal in length, second and third joints subequal or third joint a little longer than second, third, fourth, and fifth joints pilose. The pronotal angles subacute and directed outwardly. The membranal veins are longitudinal, and not reticulated. The rostrum is ochraceous, streaked with fuscous above, and just passes the posterior coxæ. The anterior femora are obscurely spined beneath towards apex. Long. 15 mm.; exp. pronot. angl. 9 mm.

Agonoscelis rutila.

Cimex rutilus, Fabr., S. Ent., p. 714, 88 (1775).

Somewhat generally distributed throughout the Malay Archipelago, and found in Australia. I possess specimens from Port Moresby and Duke of York Island.

NOVATILLA, n. g.

Head large, broad, about as long as pronotum, lateral margins moderately and concavely sinuate, central lobe very slightly projecting in front of lateral lobes. Antennæ five-jointed, eyes somewhat exserted. Pronotum twice as broad as long, lateral margins slightly sinuate. Scutellum subtriangular, shorter than corium, narrowed beyond middle, the apex rounded and extending a little beyond the base of membrane. Corium outwardly and moderately convexly laminate, and coarsely punctate. Connexivum projecting beyond middle of corium. Rostrum passing the posterior coxæ. Abdomen somewhat obscurely sulcated near base. Tibiæ sulcated.

I place this genus near *Afrania*, from which the sulcated tibiæ will alone at once distinguish it. It also includes the *Pentatoma virgata*, Dall.

Novatilla fasciata, n. s. (Pl. XIII., fig. 2).

Head reddish ochraceous, margins of the central lobe and eyes somewhat blackish; antennæ black, with the basal joint ochraceous. Pronotum olivaceous, tinged with reddish anteriorly, the anterior and lateral margins luteous, and crossed by six broad black fasciæ, of which the second on each side is shortest and slightly curved. Scutellum pale olivaceous, with two broad longitudinal black fasciæ and with a small black punctate spot at each basal angle. Corium reddish ochraceous, with a broad irregular black fascia. Membrane black, with the apical margin pale fuscous. Body beneath reddish ochraceous or pale violaceous, lateral margins of sternum and abdomen broadly black, and a broad central fascia to abdomen (sometimes not reaching base) also black. Legs bright olivaceous, the tarsi infuscated. Antennæ with the fourth joint longest, second slightly shorter than third. Head obscurely transversely striate. Pronotum, scutellum, and corium coarsely punctate, apex of scutellum almost impunctate. Long. 8 mm.

This species is allied to the Australian *N. virgata*, Dall., from which it not only differs by the more fasciate markings, but also by the structure of the antennæ, which in *N. virgata* have the second and third joints subequal in length.

Plautia affinis.

Plautia affinis, Dall., List. Hem., 1, p. 252, 50 (1851).

Originally described from Australia; also found in Duke of York Island.

Cuspicona? ampla.

Cuspicona ampla, Walk., Cat. Het., 2, p. 381, 9 (1867).

Originally described from Wagiau.

TESSARATOMINÆ.

Agapophyta bipunctata.

Agapophyta bipunctata, Boisd., Voy. de l'Astrol., Ent., ii., p. 626, t. ii., f. 5 (1835).

A somewhat local species.

DINIDORINÆ.

Megymenum papuensis, n. s.

Allied to *M. subpurpurascens*, Westw., but differing by the

truncate, and not concave outer margin of the lateral pronotal angles, and by the lateral lobes of the head being not distinctly cleft anteriorly. Long. 12 to 13 mm.

COREIDÆ.

COREINÆ.

Div. MICTARIA.

MYCILLUS, n. g.

Head emarginate between the antenniferous tubercles. Antennæ with the basal joint about equal in length to the fourth joint, which is longer than the third. Pronotum with the lateral angles moderately produced, the lateral margins obscurely crenulated. Rostrum with the fourth joint about equal in length to the second joint, third joint shortest. Abdomen beneath (in the male) with the first and second segments elevated, and centrally somewhat produced posteriorly, prolongation of first segment emarginate, that of second segment convex, second segment with a somewhat acute and robust tubercle on each side, third segment with a small tubercle on each lateral margin. Posterior femora (in male) robust, curved, obscurely spined beneath, more prominently so at apex; posterior tibiæ flattened and dilated on each side, outwardly convex for nearly the entire length, and terminating in a short recurved spine at apex, inwardly dilated for nearly half its length, with its inner margin crenulate.

This genus is allied to *Plectrocnemis* and *Pternistria*.

Mycillus explicatus, n. s. (Pl. XIII., fig. 11).

♂. Dark fuscous, finely and more palely pilose. Antennæ with the apical joint greyish brown and thickly pilose; apex of the scutellum ochraceous. Antennæ with the first, second, and fourth joints subequal in length, the third joint shortest; lateral angles of the pronotum moderately and subacutely produced; rostrum reaching the intermediate. Long. 20 mm.; exp. pronot. angl. $7\frac{1}{2}$ mm.

Div. CLORESMARIA.

Priocnemisoris flaviceps.

Nematopus flaviceps, Guér., Voy. Coq. Ins., p. 177; Atl., t. 12, f. 10 (1830).

Apparently confined to New Guinea and the adjacent islands.

Div. GONOCERARIA.

Cletomorpha alternata.

Gonocerus alternatus, Dall., List. Hem., 2, p. 495, 6 (1852).

Originally described from Java, but a New Guinea specimen is also contained in the British Museum collection.

Div. LEPTOCORISARIA.

Leptocorisa acuta.

Cimex acutus, Thunb., N. ins. Sp., 2, p. 34 (1783).

A very widely-distributed species, recorded from China, Philippine Islands, Java, and Australia, but not previously from New Guinea.

Div. ALYDARIA.

Riptortus linearis.

Cimex linearis, Fabr., Syst. Ent., p. 710, 62 (1775).

A very widely-distributed species, already recorded generally from Continental India to New Guinea.

Div. SERINETHARIA.

Serinetha fascicollis.

Serinetha fascicollis, Walk., Cat. Het., iv., p. 148 (1871).

The typical specimens are from the island of Mysol.

LYGÆIDÆ.

LYGÆINÆ.

Astacops plagiatus.

Astacops plagiatus, Stål, Ann. Soc. Ent. Fr., ser. 4, vol. 5, p. 186, 1 (1865).

Described from specimens received from the island of Mysol.

Astacops australis.

Astacops australis, Boisd., Voy. Astr. Ent., 2, p. 637, t. 11, f. 15 (1835).

This species is already recorded from New Guinea.

MONTALTUS, n. g.

Metasternum behind obliquely truncated. Eyes prominent, but not stylated; ocelli about the same distance apart as from eyes; head grooved on each side before eyes; basal joint of the posterior coxæ longer than the second and third joints together. Scutellum with an apical raised central carina. Rostrum with the third and fourth joints subequal in length. Femora unarmed.

-I place this genus near *Graptostethus*, Stål.

Montaltus tricolor, n. s. (Pl. XIII., fig. 9).

Head, antennæ, anterior third of pronotum, legs, and abdomen, red; posterior two-thirds of pronotum, scutellum, apex of corium, and base of membrane, black; eyes, and corium excluding apex, luteous; sternum dark violaceous. Antennæ with the first joint short, the second and fourth joints subequal in length and a little longer than the third joint, the fourth joint palely pilose; head and pronotum finely and sparingly pilose. Long. 10 mm.

PYRRHOCORIDÆ.

PYRRHOCORINÆ.

Ectatops ruficosta.

Ectatops ruficosta, Walk., Cat. Het., vi., p. 27 (1873).

Originally described from New Guinea.

The specimens collected by Mr. Sayer have the pale markings yellow and not red, as in the typical specimen described by Walker.

Dindymus varius.

Dindymus varius, Walk., Cat. Het., vi., p. 9 (1873).

In the British Museum collection are specimens from Aru, Ké, and New Guinea; I also possess specimens from the Duke of York Islands.

In the specimen collected by Mr. Sayer, as well as in those from the Duke of York Islands, the pale coloration is yellow and not red, as in those described by Walker.

Dindymus nigellus, n. s.

Head above and beneath, antennæ, pronotum, scutellum, base of corium to about apex of scutellum, rostrum, sternum, legs, and

central base of abdomen, bluish black; abdomen, corium, membrane, and basal half of apical joint of antennæ, ochraceous; tibiae and tarsi somewhat brownish. Pronotum behind the anterior transverse impression and the corium somewhat coarsely punctate; scutellum somewhat gibbous at base; anterior femora spined beneath near apex; antennæ with the basal joint longest, second and fourth joints subequal in length, and a little longer than the third joint. Long. 12 mm.

This species is placed near *D. albicornis*, Fabr.

Dysdercus cingulatus.

Cimex cingulatus, Fabr., Syst. Ent., p. 719, 108 (1775).

A very widely-distributed species, found in Continental India and China, and distributed throughout the whole length and breadth of the Malayan Archipelago.

Dysdercus papuensis, n. s.

Body above black; anterior area of pronotum reddish ochraceous; margins of pronotum and costal, claval, and apical margins of corium ochraceous, posterior margins of membrane narrowly greyish. Body beneath reddish ochraceous; head, legs, a large spot on meso- and metasterna, and disk of basal segments of abdomen, black; anterior and posterior margins of prosternum, posterior margins of meso- and metasterna, outer margins of coxæ, and posterior margins of abdominal segments, pale shining ochraceous-white; outer margins of sternum and corium beneath ochraceous. Rostrum reddish ochraceous, basal joint and apex black, the last extending to the second abdominal segment. Antennæ with the first and fourth joints subequal in length, apex of the first joint slightly incrassated, second and third joints shortest, second longer than third. Long. 16 mm.

Allied to *D. philippinus*, H.-S., and *D. decussatus*, Boisd. I possess a specimen of this species from Murray Island.

Dysdercus mesiostigma, n. s. (Pl. XIII., fig. 12).

Dysdercus mesiostigma, Walk. (MS.).

Reddish ochraceous; antennæ, eyes, basal margin of scutellum, a spot at basal angle of membrane, rostrum (excluding base), tibiae, tarsi, anterior margin of mesosternum, and a lateral series of ventral spots, black or blackish. Membrane brownish ochraceous

Antennæ very narrowly reddish at base, first, second, and fourth joints subequal in length, third joint shortest, rostrum long, reaching the penultimate segment of the abdomen.

Var. *a.* Abdomen beneath without the blackish lateral series of spots. Long. 20 to 22 mm.

This species is arranged in the British Museum collection under the above apparently manuscript name.

Dysdercus simplex, n. s.

Head red; eyes, antennæ, and a basal spot behind each eye, black. Pronotum ochraceous, a transverse spot before anterior margin red, narrowly bordered with fuscous, the posterior disk sparsely punctured with fuscous. Scutellum black, the apex triangularly reddish ochraceous. Corium pale fuscous, the costal margin broadly ochraceous, the claval and inner margins very narrowly ochraceous. Membrane dark fuscous. Body beneath castaneous, margins of prosternum, posterior margins of meso- and metasterna, and posterior margins of abdominal segments, very pale luteous. Legs and rostrum blackish. Antennæ with the first and fourth joints longest and subequal in length, second longer than third, which is very short. Rostrum passing the posterior coxæ. Long. 12 mm.

REDUVIIDÆ.

REDUVIINÆ.

Helonotus exsugiens.

Helonotus exsugiens, Stål, Ann. Soc. Ent. Fr., ser. 4, vol. 3, p. 29, 2 (1863).

Previously recorded from New Guinea and the neighbouring islands.

Paloptus bicolor, n. s. (Pl. XIII., fig. 10).

Shining blackish; posterior lobe of the pronotum and the corium brownish ochraceous. The head, rostrum, anterior lobe of pronotum, and legs are somewhat very dark castaneous, the scutellum and abdomen more bluish black. The lateral margins of the anterior lobe of the pronotum are unarmed; the posterior lobe possesses two discal, long, suberect spines, the lateral angles are also strongly spinous, all the spines subacute, slightly recurved, and blackish in hue. The abdomen on each side is angularly amplified. Long. 13 to 14 mm.

Allied to *P. longispinus*, Stål.

Paloptus nigriscutis.

Paloptus nigriscutis, Stål, Stett. Ent. Zeit., pl. 22,
p. 133, 1 (1861).

Hitherto recorded from New Guinea and its adjacent
islands.

ACANTHASPIDINÆ.

Durganda nigripes.

Durganda nigripes, Sign., Ann. Mus. Genov., xv.,
p. 543 (1880).

Described from New Guinea.

Velitra interruptus.

Pirates interruptus, Walk., Cat. Het., vii., p. 124
(1873).

Described from New Guinea.

STENOPODINÆ.

Oncocephalus annulipes.

Oncocephalus annulipes, Stål, Ofv. Vet. Ak. Förh.,
1855, p. 44, 1.

A very widely-distributed species, already recorded
from Southern and Tropical Africa, China, Philippine
Islands, Australia, and New Caledonia, and the limits
of its range of distribution still undetermined.

PELOGONIDÆ.

Peltopterus sp. ?

One specimen, which may probably prove to be the
P. macrothorax, Montr., described from the island of
Woodlark.

NOTONECTIDÆ.

Enithares sp. ?

One specimen only, rendering determination doubtful.

RHYNCHOTA HOMOPTERA.

CICADIDÆ.

Bæturia exhausta.

Cicada exhausta, Guér., Voy. Coq. Ins., t. 10, f. 6.

Appears to be somewhat generally distributed in the eastern area of the Malayan Archipelago.

Bæturia beccarii.

Bæturia beccarii, Dist., Ann. Mus. Civ. Genov., ser. 2a, vol. vi., p. 524 (1888).

I originally described this species from a specimen collected by Dr. Beccari on Mt. Singalang in Sumatra.

FULGORIDÆ.

FULGORINÆ.

MYRILLA, n. g.

Allied to *Polydora* in having the whole venation of the tegmina reticulated. The face possesses three longitudinal carinæ, the central one extending across its whole length, the other two somewhat oblique and not reaching apex, which is not broader than the clypeus. Tegmina four times longer than broad, much longer than wings. Rostrum long, about reaching the penultimate segment of abdomen.

Myrilla obscura, n. s. (Pl. XIII., fig. 8).

Head and thorax above ochraceous or olivaceous, more or less spotted and marked with black, abdomen above with rather more than basal half black remainder pale olivaceous. Head and thorax beneath black, spotted with ochraceous; legs black, femora with a subapical, and anterior and intermediate tibiæ with two ochraceous annulations, posterior tibiæ almost wholly dark ochraceous; abdomen beneath blackish. Tegmina with more than basal half fuscous, the reticulated venation ochraceous, apical area pale hyaline, with irregular black markings, a few linear black spots on costal margin. Wings with basal two-thirds black, apical area pale hyaline, extreme base tinged with carmine. Long. excl. tegm. 17 mm.; exp. tegm. 8 mm.

Desudaba scylla, n. s. (Pl. XIII., fig. 5).

Head and thorax above olivaceous, eyes fuscous, abdomen above blackish, shaded with bright green at base and apex; body beneath and legs more or less olivaceous-brown. Tegmina with more than basal half reddish brown, with some small scattered irregular paler spots, with a small black spot near base, and the apical area darker, with two rather prominent black spots. Wings with a little less than basal half blackish, with a central bright greenish patch, remaining area pale hyaline, the venation and extreme apex pale fuscous. Long. excl. tegm. 13 mm.; exp. tegm. 36 mm.

DICTYOPHARINÆ.

Acarna tessellata, n. s. (Pl. XIII., fig. 7).

Black; abdomen sanguineous, with its apex black, sternum and coxæ ochraceous; tegmina pale brownish ochraceous, the venation spotted with blackish, and with a subquadrate black spot a little before middle of inner margin, a smaller spot on disk, the apical third mostly blackish, with ochraceous markings.

This species has the head non-protuberant, or only moderately prominent beyond the eyes, thus easily distinguishing it from *A. rostrifera*, Stål (a species described from Mysol), but to which it is somewhat allied in the pattern and coloration of the tegmina. Long. excl. tegm. 11 mm.; exp. tegm. 24 mm.

CERCOPIDÆ.

Cosmoscarta basistriga (var.).

Cercopis basistriga, Walk., Journ. Linn. Soc., vol. x., p. 280, n. 302 (1867).

Originally described from Mysol.

JASSIDÆ.

Tettigonia sayeri, n. s.

Tettigonia maculicollis, Walk., Journ. Linn. Soc., vol. x., p. 302, n. 362 (1867).

Dr. Signoret, in 1853, having used the specific name of *maculicollis* for a Central America species of *Tettigonia*, Walker's name cannot stand, and I therefore propose that of *T. sayeri* for the New Guinea species.

Bythoscopus ? sp.

MEMBRACIDÆ.

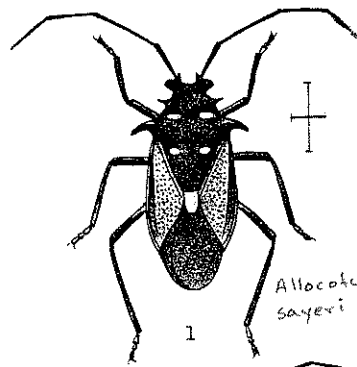
Centrotus ? alticeps.

Centrotus alticeps, Walk., Journ. Linn. Soc., vol. x.,
p. 183, n. 257 (1867).


Originally described as from the island of Aru.

EXPLANATION OF PLATE XIII.

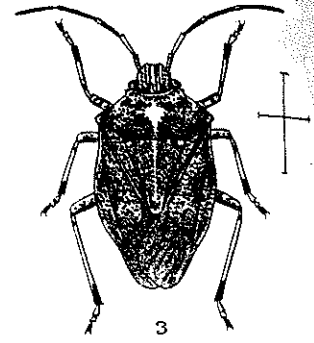
- FIG. 1. *Allocotus sayeri.*
2. *Novatilla fasciata.*
3. *Ecdicius typicus.*
4. *Accarana metallica.*
5. *Desudaba scylla.*
6. *Asopus micans.*
7. *Acarna tessellata.*
8. *Myrilla obscura.*
9. *Montaltus tricolor.*
10. *Paloptus bicolor.*
11. *Mycillus explicatus.*
12. *Dysdercus mesiostigma.*



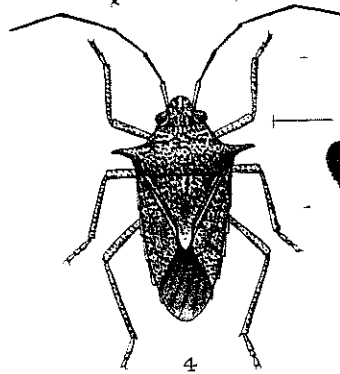
Allocotus sayeri



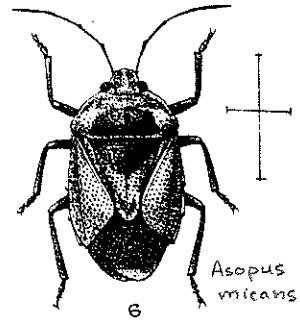
Anaxilaus fasciatus



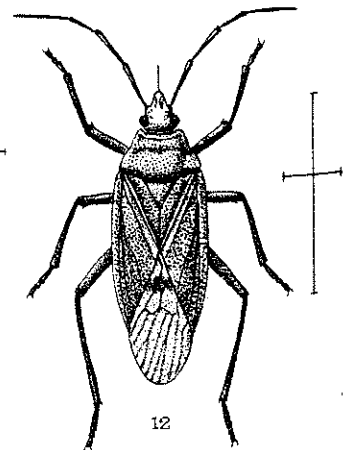

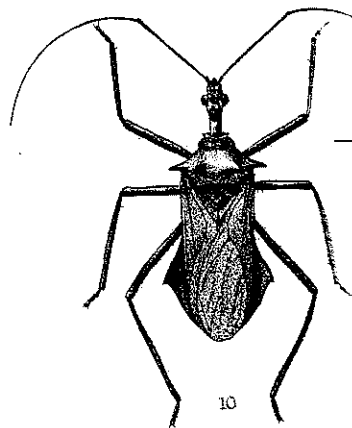
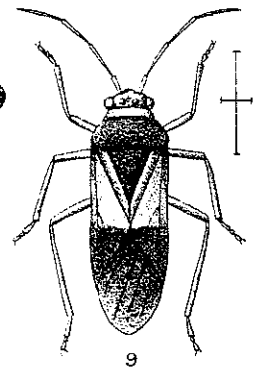


Ecdicius typicus



Accarana metallica



Asopus micans



W. Purkiss del. ad nat.

West, Newman & Co. imp.

New ~~Series~~ of Rhyncota.