

GBH092 (Addition)

North Dakota 4-H Horse Show Rules and Judging Guide

■ Ranch Horse Pleasure

Description

The purpose of the Ranch Horse Pleasure class is to reflect the versatility, attitude and movement of a working horse. The horse's performance should be indicative of a working horse riding outside on the ranch/trail. The horse should work at a forward, working speed while remaining under control at all times. Note: This is not a timed event, and excessive speed will be penalized. Horses exhibited with light contact on the reins should be rewarded; loose or full drape of rein is not necessary. Overall manners, responsiveness of the horse while performing and the horse's quality of movement are the primary considerations.

Class Routine

This is strictly an individual pattern class; no rail work is required. Each horse will work individually, performing the maneuvers as depicted in the three available patterns. The overall cadence and performance of the gaits should be as described in the section on Western Pleasure (GBH092 North Dakota 4-H Horse Show Rules and Judging Guide pages 52-53), with an emphasis on forward movement, and free-flowing and ground-covering gaits. Transitions should be performed where designated, with smoothness and responsiveness.

No time limit has been set for performing the pattern, and excessive/uncontrolled speed should be penalized.

Tack and Attire

1. Refer to Western and Tack and Attire for Performance on Pages 9 to 16.
2. Prohibited: mechanical hackamores, draw reins, tie-downs, martingales, cavesson nosebands, protective boots or leg wraps, crops, bats, whips, roping reins.

Scoring

A. Scale

Each performance should be scored on a scale of 0-100, with 70 denoting average.

Severe Faults

Should not place above any rider who does not incur a fault — may receive a white ribbon

1. Failure to complete an attempted maneuver required in the pattern
2. Incorrect lead or break of gait that is not corrected
3. Touching the horse
4. Grabbing the saddle horn or any other part of the saddle
5. Exhibiting a four-beat gait at the lope or jog
6. Excessive speed or excessive slowness
7. Horse requires excessive handling by the rider to maintain control

Disqualifications

Should receive the lowest ribbon placing — white ribbon

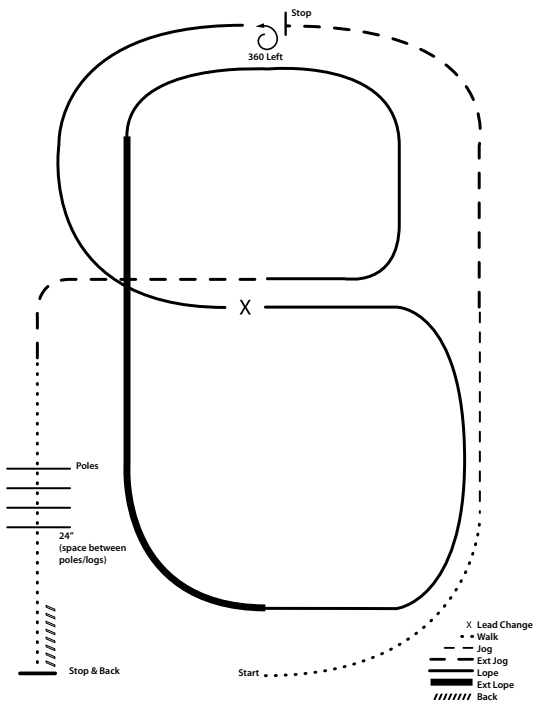
1. Failure to complete the pattern
2. Failure to wear correct number
3. Willful abuse
4. Spurring in front of the cinch
5. Severe disobedience or resistance by horse, including but not limited to rearing, bucking or pawing
6. Loss of control of the horse
7. Excessive schooling or training
8. Illegal use of hands on rein (for example, using two hands with a curb bit)
9. Illegal equipment



NDSU EXTENSION
SERVICE

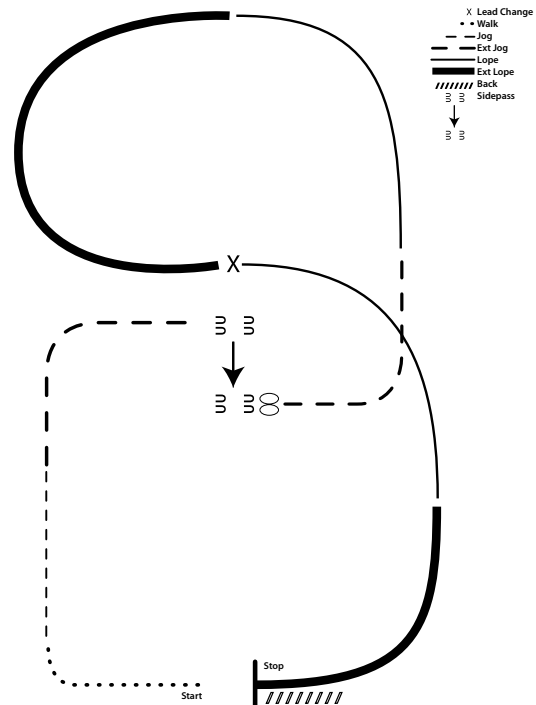
May 2012

Ranch Pleasure Pattern 1

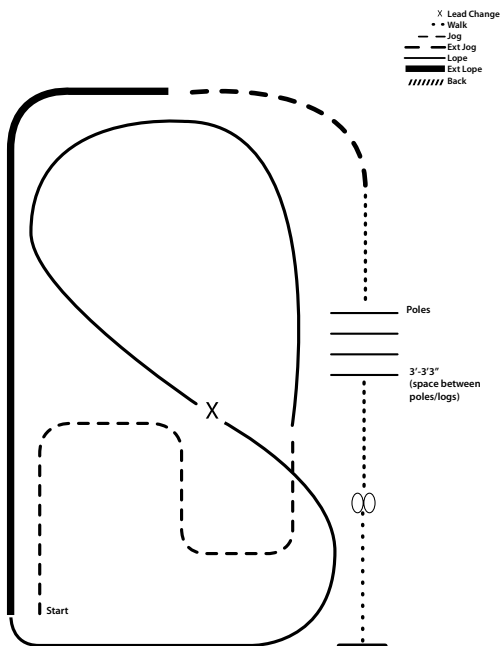


1. Walk
2. Jog
3. Extend the jog ,at the top of the arena ,stop
4. 360 turn to the left
5. Left lead ½ circle, lope to the center
6. Change leads (simple or flying)
7. Right lead ½ circle
8. Extended lope up the long side of the arena (right lead)
9. Collect back to a lope around the top of the arena and back to center
10. Break down to a jog
11. Walk over poles
12. Stop and back

Ranch Pleasure Pattern 2



1. Walk to the left around corner of the arena
2. Jog
3. Extend alongside of the arena and around the corner to center
4. Stop, side pass right
5. 360 turn each direction (either way 1st)
6. Extend the jog
7. Lope left lead
8. Extend the lope
9. Change leads (simple or flying)
10. Collect to the lope
11. Extend the lope
12. Stop and back



Ranch Pleasure Pattern 3

1. Jog serpentine
2. Lope left lead around the end of the arena and then diagonally across the arena
3. Change leads (simple or flying) and lope on the right lead around end of the arena
4. Extend lope on the straight away and around corner to the center of the arena
5. Extend jog around corner of the arena
6. Collect to a jog, jog over poles
7. Stop, do 360 turn each direction (either direction 1st) (L-R or R-L)
8. Walk