

# FOUNTAIN OF YOUTH


## Exploring the Effects of a Telomerase Activator in the Alfalfa Leaf Cutting Bee

Gwen Sailer<sup>1</sup>, Ella Eleven<sup>2</sup>, Josh Rinehart<sup>1</sup>, Jeff Kittilson<sup>1</sup>, Joe Rinehart<sup>1</sup>, Julia Bowsher<sup>1</sup>

<sup>1</sup>Department of Biological Sciences, North Dakota State University, Fargo, ND

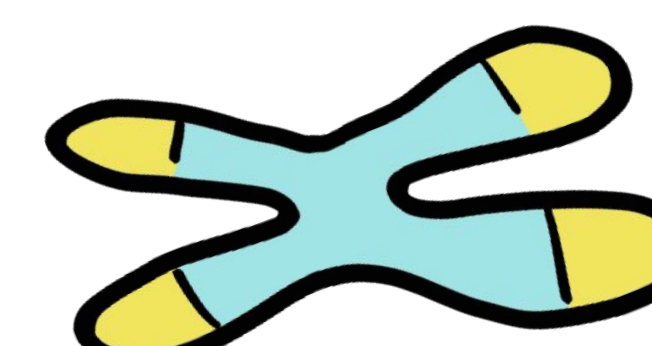
<sup>2</sup>Department of Biological Sciences, New Mexico Institute of Mining and Technology, Socorro, NM

<sup>3</sup>Insect Genetics and Biochemistry Research Unit, USDA-ARS, Fargo, ND



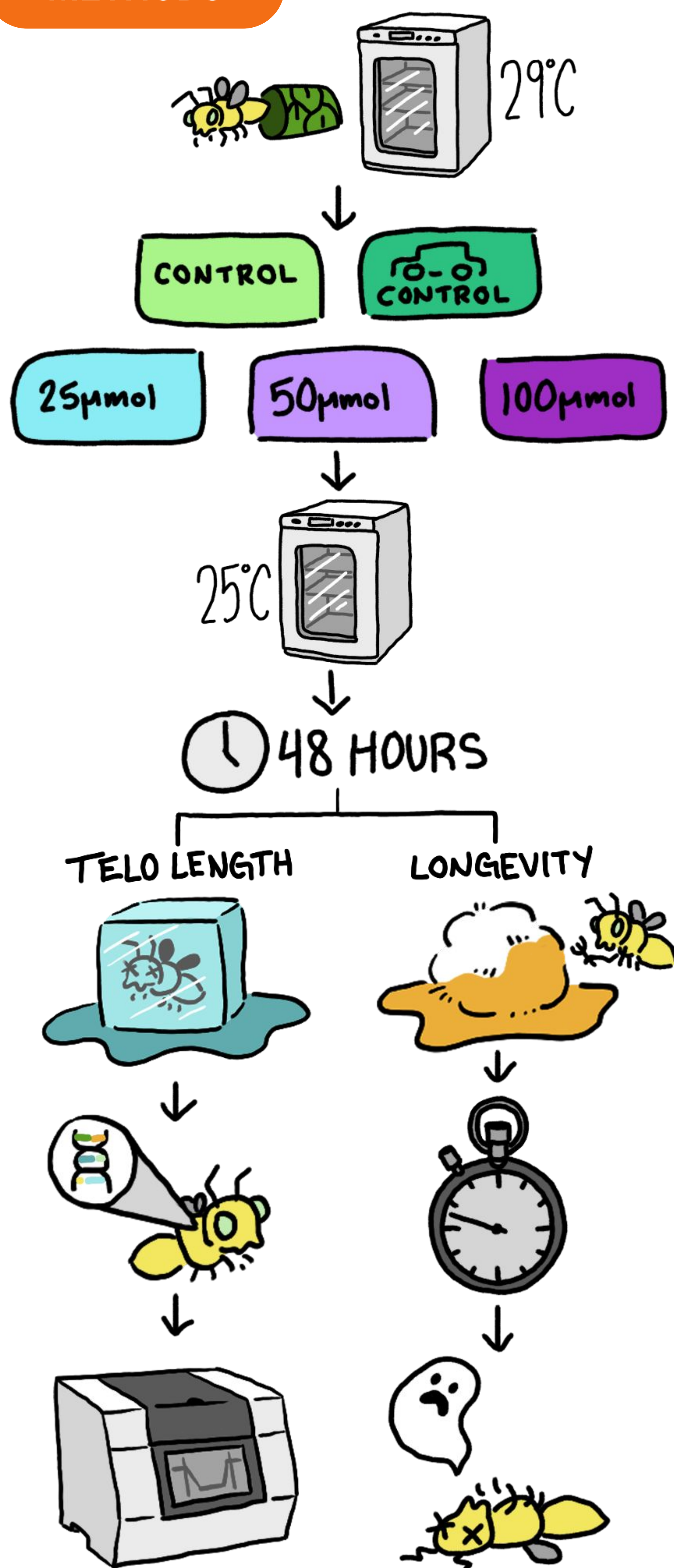
### INTRODUCTION

- Telomeres, repetitive, non-coding DNA sequences on the end of chromosomes, protect DNA during cell replication
- Telomeres shorten during cell replication, due to this, it is thought to be a biological marker of aging
- Critically short telomeres can lead to cell death
- Telomeres are repaired by the enzyme, telomerase, which declines in activity with age
- Cycloastragenol claims to promote telomerase activity which could lead to an increase in lifespan
- This project aims to examine the effects of cycloastragenol on the relative telomere length in alfalfa leaf cutting bee



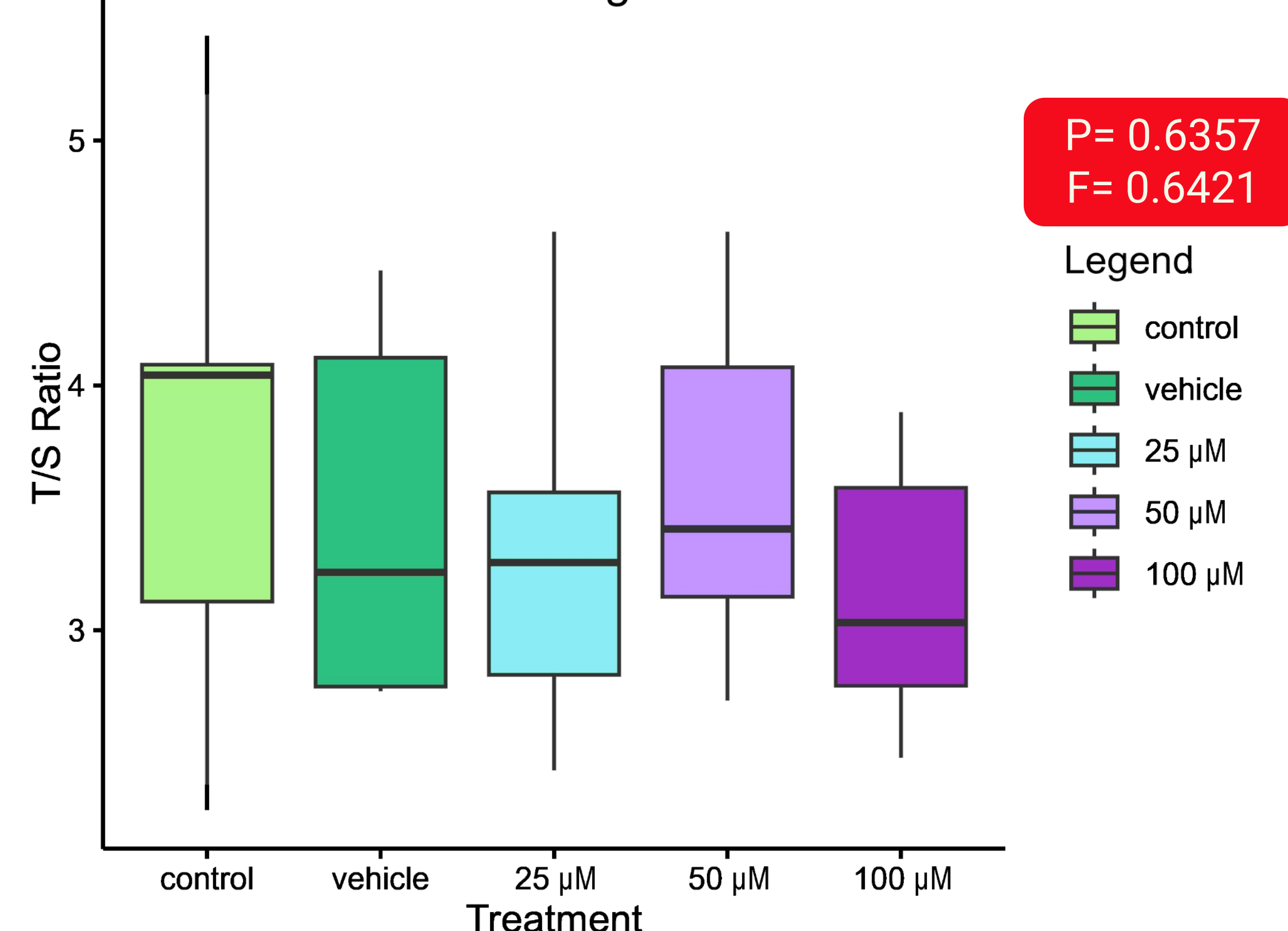
**HYPOTHESIS** Feeding cycloastragenol to alfalfa leaf cutting bees will change telomere length and lifespan

### METHODS

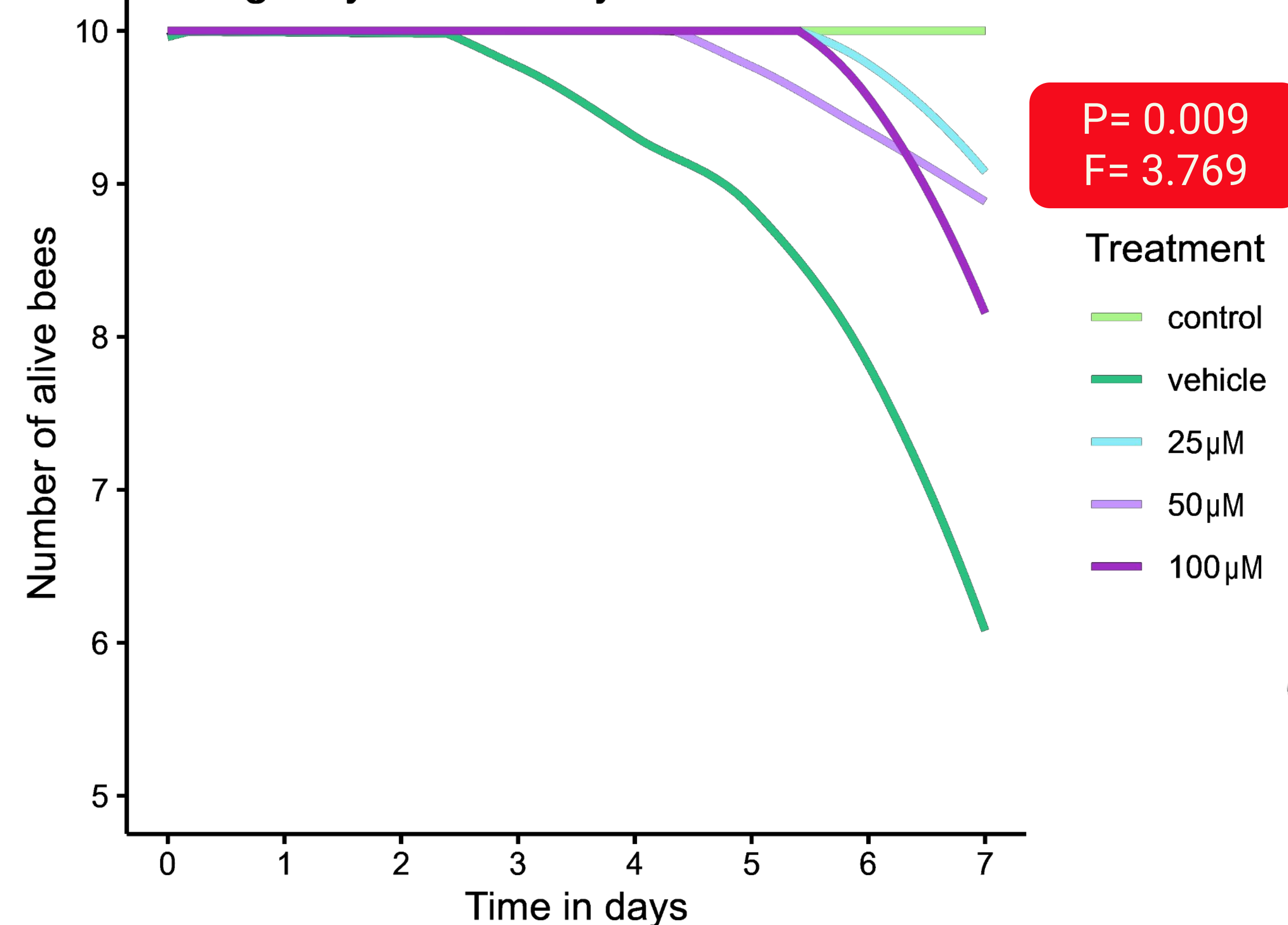


### RESULTS

Relative Telomere Length Per Treatment



Longevity After 7 Days



### DISCUSSION

- T/S ratio is commonly used as a relative measurement of telomere length
- $$\frac{\text{Telomeric DNA primer (T)}}{\text{Reference gene (S)}}$$
- Cycloastragenol did not have a significant impact on the relative telomere lengths in our treatment groups
  - Given our 7 day preliminary results for the longevity study, it suggests that the drug is not increasing telomerase activity when fed to our bees
  - The increased mortality rates may be due to the adverse effects of DMSO, the carrier of the drug

### FUTURE RESEARCH

- Longevity is ongoing to examine lifespan of bees when given cycloastragenol
- Alternative methods of dosing bees:
  - Injection
  - Longer feeding time
  - Higher dosages
- Trap assay
  - Measures telomerase activity

### ACKNOWLEDGEMENTS

Thank you to all the faculty at the USDA-ARS and the REU students for their contributions and support. This project could not have been completed without their help.

### CONTACT INFO

Gwenyth Sailer - gwenyth.sailer@ndus.edu  
 Ella Eleven - rottingpiethesquid@gmail.com

### REFERENCES

Blackburn, E. H. (2005). Telomeres and telomerase: Their mechanisms of action and the effects of altering their functions. *FEBS Letters*, 579(4 SPEC. ISS.), 859–862. <https://doi.org/10.1016/j.febslet.2004.11.036>

Chakravarti, D., LaBella, K. A., & DePinho, R. A. (2021). Telomeres: history, health, and hallmarks of aging. In *Cell* (Vol. 184, Issue 2, pp. 306–322). Cell Press. <https://doi.org/10.1016/j.cell.2020.12.028>

Gula, C. C., Rinehart, J. D., Anacleto, A., Kittilson, J. D., Heidinger, B. J., Greenlee, K. J., Rinehart, J. P., & Bowsher, J. H. (2024). Telomere length is longer following diapause in two solitary bee species. *Scientific Reports*, 14(1). <https://doi.org/10.1038/s41598-024-61613-2>

