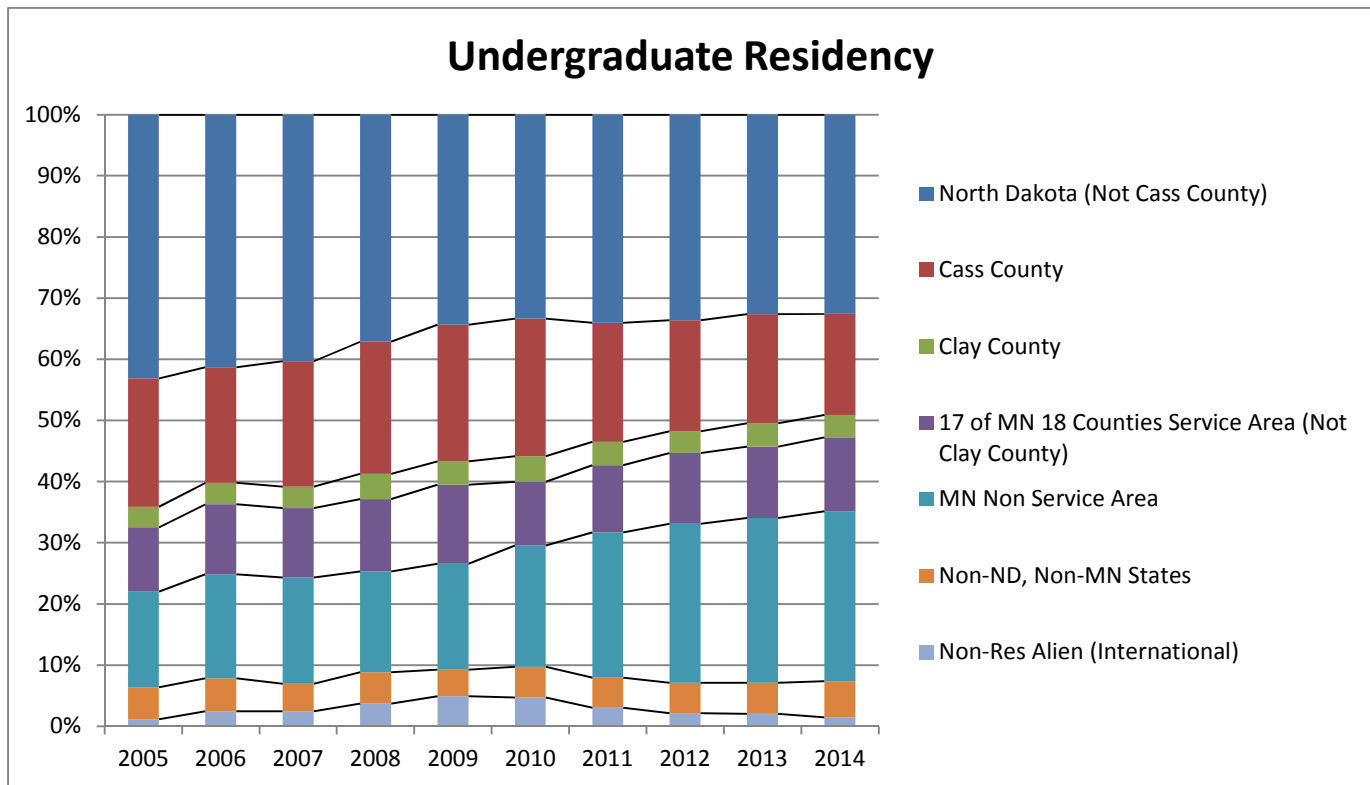


North Dakota State University
College of Agriculture, Food Systems, and Natural Resources
Enrollment Percentage

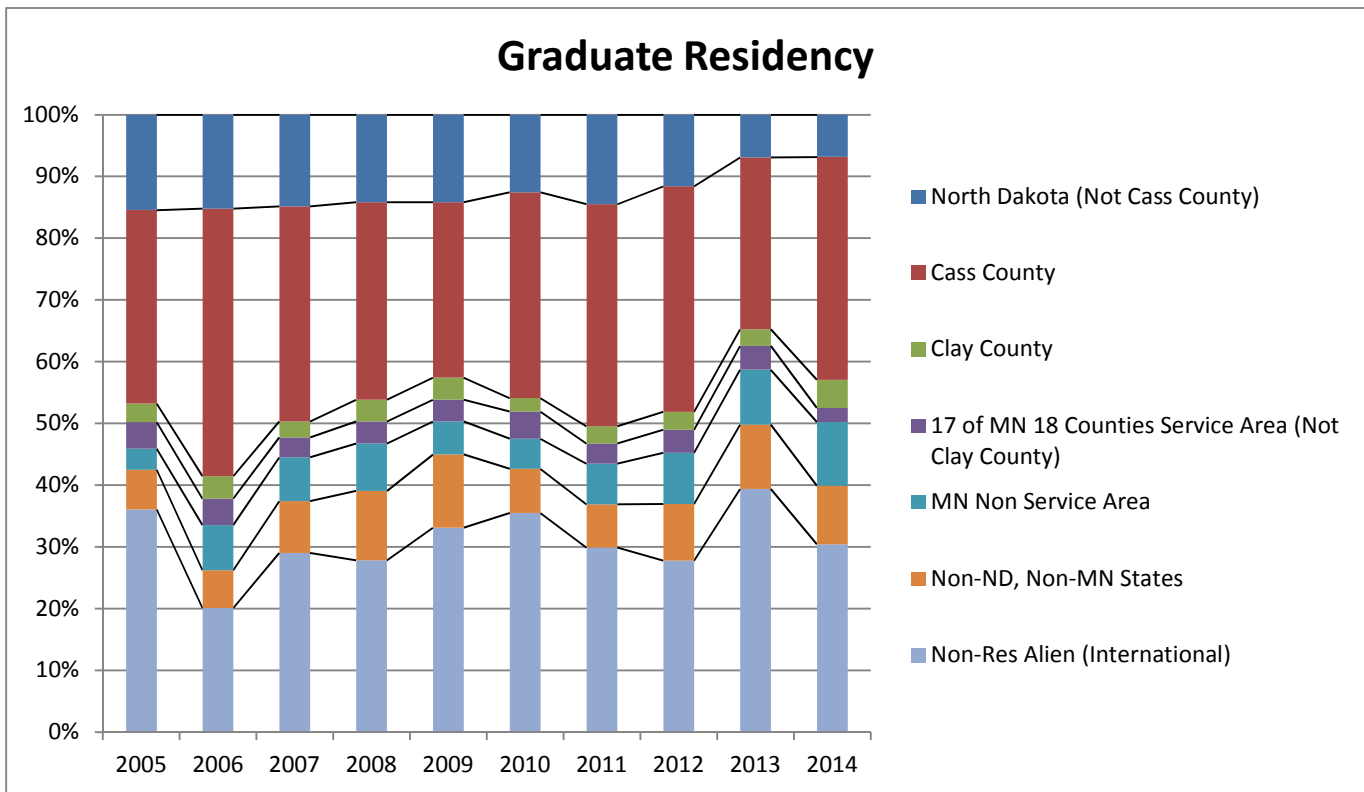


College of Agriculture, Food Systems, and Natural Resources Undergraduate

	2005	2006	2007	2008	2009	2010	2011	2012	2013	2014
North Dakota (Not Cass County)	43.1%	41.3%	40.3%	37.1%	34.4%	33.4%	34.1%	33.6%	32.6%	32.6%
Cass County	21.0%	18.9%	20.5%	21.6%	22.3%	22.5%	19.4%	18.1%	17.9%	16.5%
Clay County	3.4%	3.5%	3.5%	4.1%	3.8%	4.2%	3.9%	3.6%	3.8%	3.6%
17 of MN 18 Counties Service Area (Not Clay County)	10.5%	11.5%	11.4%	11.8%	12.9%	10.5%	11.0%	11.6%	11.7%	12.1%
MN Non Service Area	15.6%	17.0%	17.3%	16.5%	17.3%	19.8%	23.8%	26.0%	26.9%	27.8%
Non-ND, Non-MN States	5.2%	5.4%	4.5%	5.1%	4.3%	5.0%	4.9%	5.0%	5.1%	5.9%
Non-Res Alien (International)	1.2%	2.4%	2.5%	3.7%	4.9%	4.7%	3.0%	2.1%	2.0%	1.5%
Total	100.0%	100.0%	100.0%	100.0%	100.0%	100.0%	100.0%	100.0%	100.0%	100.0%
Total Students	953	942	888	1,018	1,155	1,253	1,324	1,401	1,518	1,562
Percentage of Total Students	80.4%	85.2%	85.1%	85.8%	87.2%	87.3%	86.1%	85.3%	85.4%	85.6%

Note: Official Fall 4th Week Enrollment Census Data and residency means native ('home address') residency, i.e., NOT 'tuition' residency.

North Dakota State University
College of Agriculture, Food Systems, and Natural Resources
Enrollment Percentage

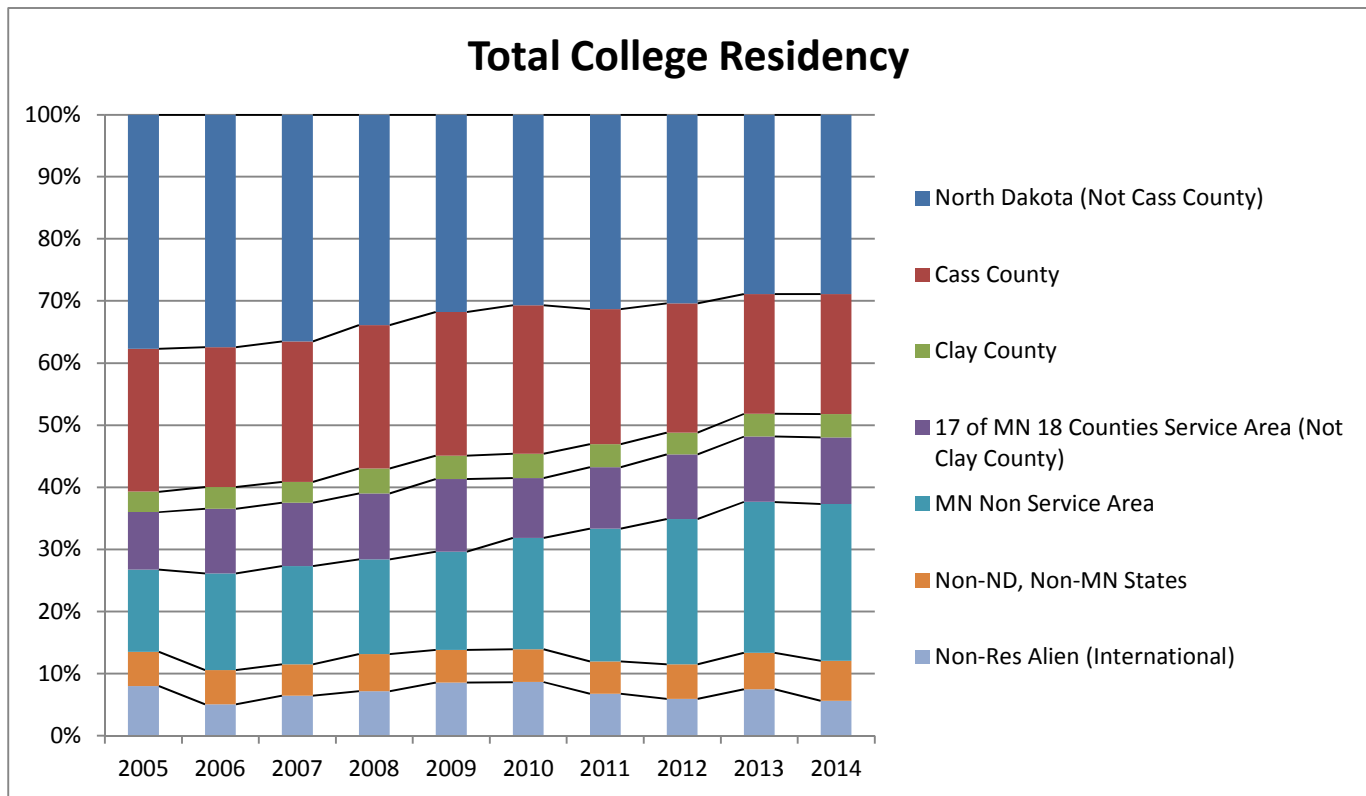


College of Agriculture, Food Systems, and Natural Resources Graduate

	2005	2006	2007	2008	2009	2010	2011	2012	2013	2014
North Dakota (Not Cass County)	15.5%	15.2%	14.8%	14.2%	14.2%	12.6%	14.5%	11.6%	6.9%	6.8%
Cass County	31.3%	43.3%	34.8%	32.0%	28.4%	33.3%	36.0%	36.5%	27.8%	36.1%
Clay County	3.0%	3.7%	2.6%	3.6%	3.6%	2.2%	2.8%	2.9%	2.7%	4.6%
17 of MN 18 Counties Service Area (Not Clay County)	4.3%	4.3%	3.2%	3.6%	3.6%	4.4%	3.3%	3.7%	3.9%	2.3%
MN Non Service Area	3.4%	7.3%	7.1%	7.7%	5.3%	4.9%	6.5%	8.3%	8.9%	10.3%
Non-ND, Non-MN States	6.4%	6.1%	8.4%	11.2%	11.8%	7.1%	7.0%	9.1%	10.4%	9.5%
Non-Res Alien (International)	36.1%	20.1%	29.0%	27.8%	33.1%	35.5%	29.9%	27.8%	39.4%	30.4%
Total	100.0%	100.0%	100.0%	100.0%	100.0%	100.0%	100.0%	100.0%	100.0%	100.0%
Total Students	233	164	155	169	169	183	214	241	259	263
Percentage of Total Students	19.6%	14.8%	14.9%	14.2%	12.8%	12.7%	13.9%	14.7%	14.6%	14.4%

Note: Official Fall 4th Week Enrollment Census Data and residency means native ('home address') residency, i.e., NOT 'tuition' residency.

North Dakota State University
College of Agriculture, Food Systems, and Natural Resources
Enrollment Percentage

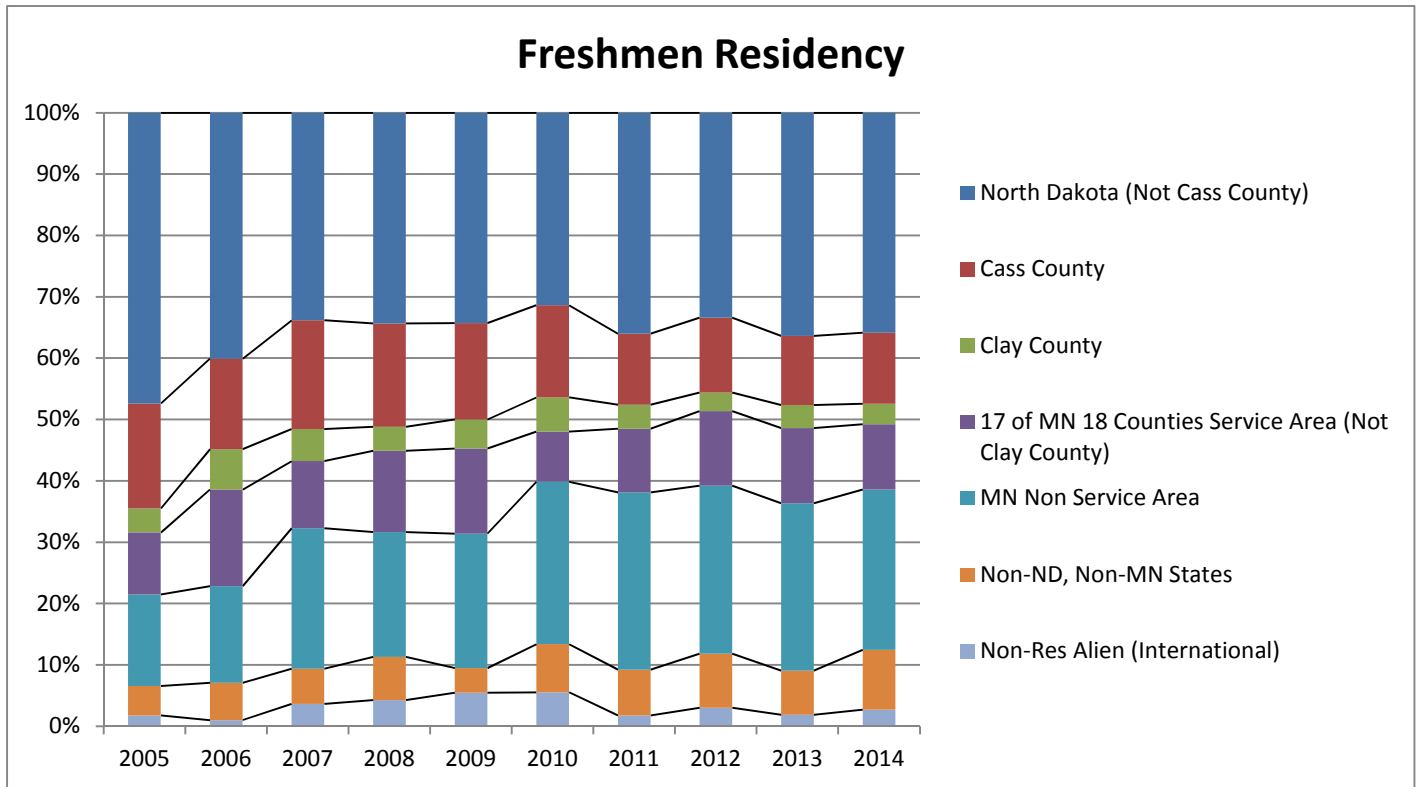


College of Agriculture, Food Systems, and Natural Resources

	2005	2006	2007	2008	2009	2010	2011	2012	2013	2014
North Dakota (Not Cass County)	37.7%	37.4%	36.5%	33.9%	31.8%	30.7%	31.3%	30.4%	28.9%	28.9%
Cass County	23.0%	22.5%	22.6%	23.1%	23.1%	23.9%	21.7%	20.8%	19.3%	19.3%
Clay County	3.3%	3.5%	3.4%	4.0%	3.8%	3.9%	3.7%	3.5%	3.7%	3.8%
17 of MN 18 Counties Service Area (Not Clay County)	9.3%	10.4%	10.2%	10.6%	11.7%	9.7%	9.9%	10.4%	10.5%	10.7%
MN Non Service Area	13.2%	15.6%	15.8%	15.2%	15.8%	17.9%	21.4%	23.4%	24.3%	25.3%
Non-ND, Non-MN States	5.5%	5.5%	5.1%	6.0%	5.3%	5.3%	5.2%	5.6%	5.9%	6.4%
Non-Res Alien (International)	8.0%	5.1%	6.4%	7.2%	8.5%	8.6%	6.8%	5.9%	7.5%	5.6%
Total	100.0%	100.0%	100.0%	100.0%	100.0%	100.0%	100.0%	100.0%	100.0%	100.0%
Total Students	1,186	1,106	1,043	1,187	1,324	1,436	1,538	1,642	1,777	1,825
Percentage of Total Students	100.0%	100.0%	100.0%	100.0%	100.0%	100.0%	100.0%	100.0%	100.0%	100.0%

Note: Official Fall 4th Week Enrollment Census Data and residency means native ('home address') residency, i.e., NOT 'tuition' residency.

**North Dakota State University
College of Agriculture, Food Systems, and Natural Resources
Enrollment Percentage**

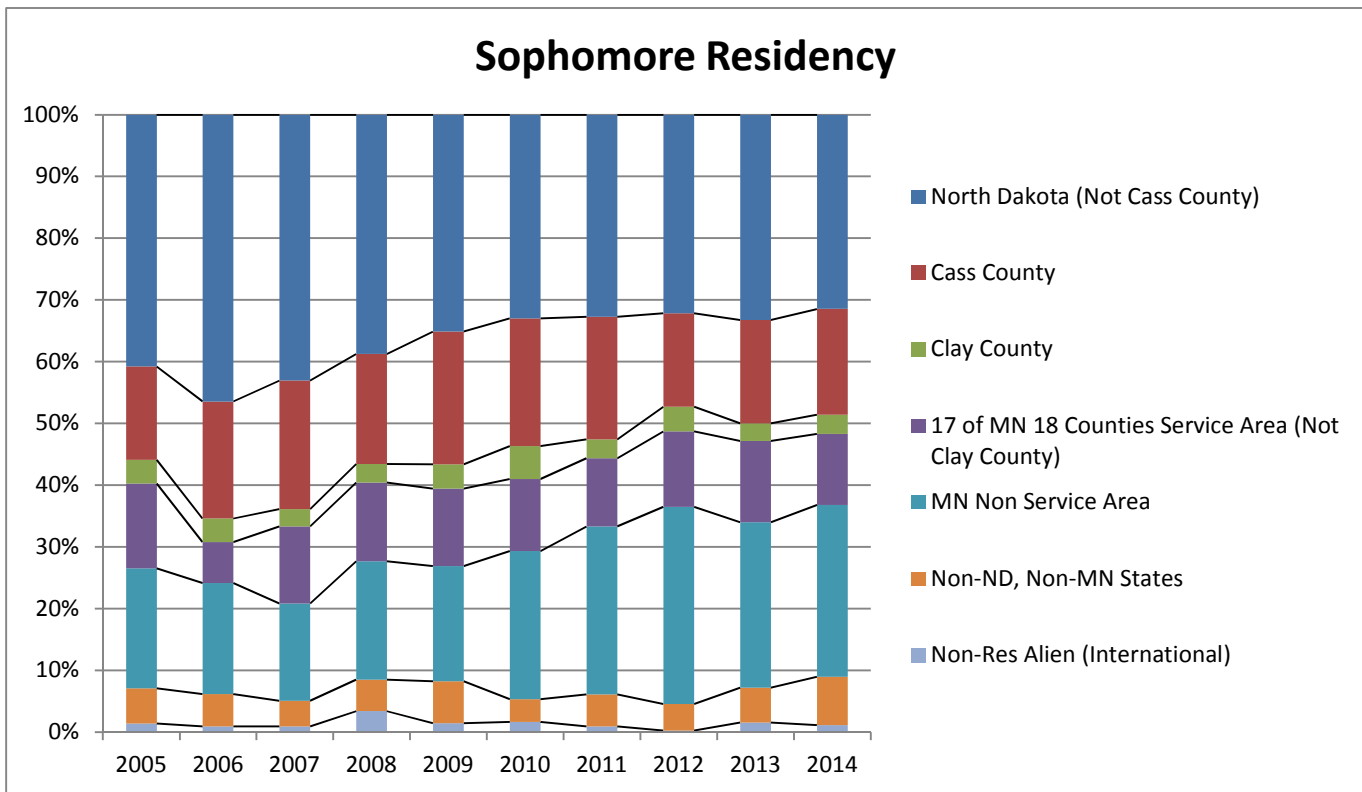


College of Agriculture, Food Systems, and Natural Resources Freshmen

	2005	2006	2007	2008	2009	2010	2011	2012	2013	2014
North Dakota (Not Cass County)	47.4%	40.1%	33.9%	34.4%	34.3%	31.4%	36.0%	33.4%	36.4%	35.9%
Cass County	17.1%	14.7%	17.7%	16.8%	15.7%	15.0%	11.6%	12.2%	11.3%	11.6%
Clay County	3.9%	6.6%	5.2%	3.9%	4.7%	5.6%	3.9%	3.0%	3.8%	3.3%
17 of MN 18 Counties Service Area (Not Clay County)	10.1%	15.7%	10.9%	13.3%	13.9%	8.2%	10.4%	12.2%	12.2%	10.6%
MN Non Service Area	14.9%	15.7%	22.9%	20.3%	21.9%	26.5%	28.9%	27.4%	27.3%	26.1%
Non-ND, Non-MN States	4.8%	6.1%	5.7%	7.0%	4.0%	7.8%	7.4%	8.8%	7.2%	9.7%
Non-Res Alien (International)	1.8%	1.0%	3.6%	4.3%	5.5%	5.6%	1.8%	3.0%	1.9%	2.7%
Total	100.0%	100.0%	100.0%	100.0%	100.0%	100.0%	100.0%	100.0%	100.0%	100.0%
Total Students	228	197	192	256	274	306	336	329	319	329
Percentage of Total UG Students	23.9%	20.9%	21.6%	25.1%	23.7%	24.4%	25.4%	23.5%	21.0%	21.1%

Note: Official Fall 4th Week Enrollment Census Data and residency means native ('home address') residency, i.e., NOT 'tuition' residency.

North Dakota State University
College of Agriculture, Food Systems, and Natural Resources
Enrollment Percentage

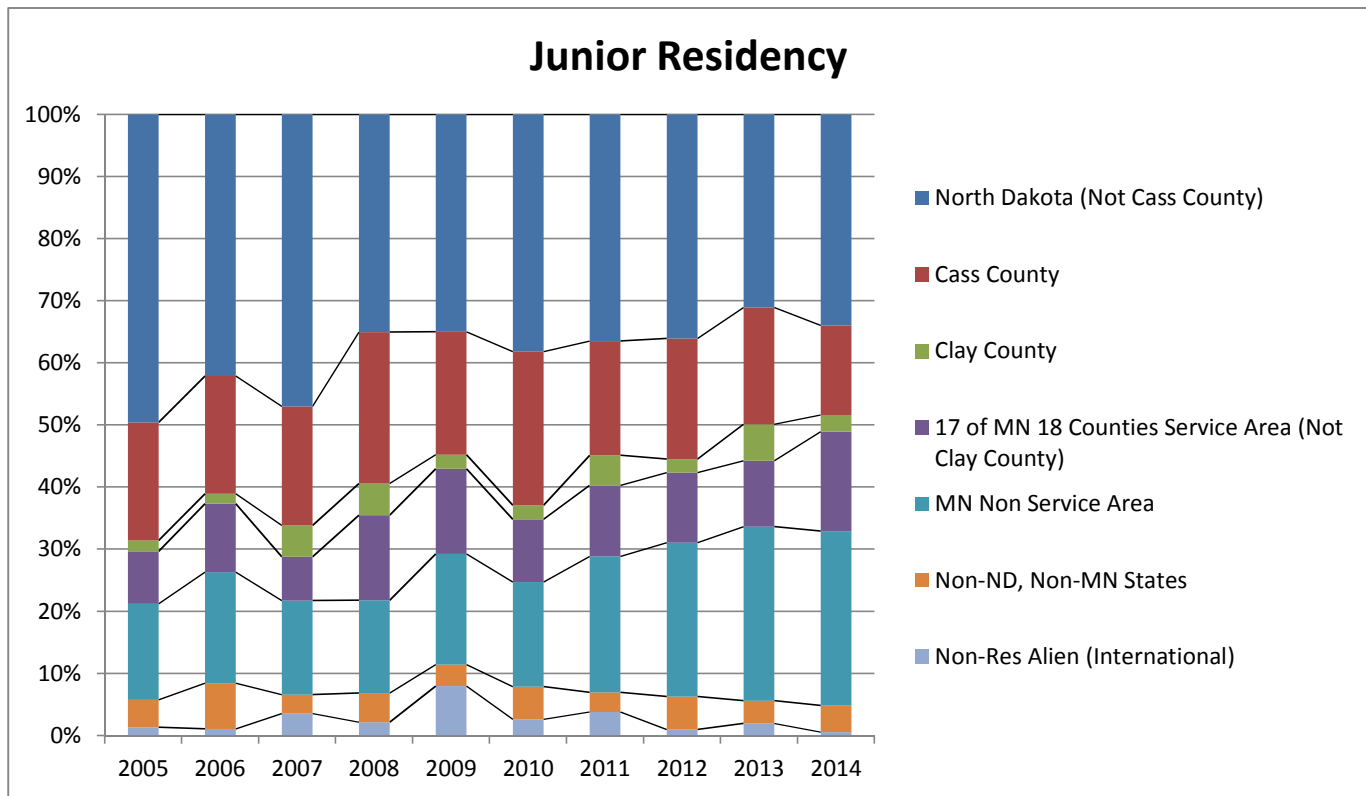


College of Agriculture, Food Systems, and Natural Resources Sophomore

	2005	2006	2007	2008	2009	2010	2011	2012	2013	2014
North Dakota (Not Cass County)	40.8%	46.4%	43.1%	38.7%	35.1%	33.0%	32.7%	32.2%	33.2%	31.5%
Cass County	15.2%	19.0%	20.8%	17.9%	21.5%	20.7%	19.9%	15.1%	16.8%	17.1%
Clay County	3.8%	3.8%	2.8%	3.0%	3.9%	5.3%	3.1%	4.0%	2.8%	3.1%
17 of MN 18 Counties Service Area (Not Clay County)	13.7%	6.6%	12.5%	12.8%	12.5%	11.7%	11.0%	12.3%	13.1%	11.5%
MN Non Service Area	19.4%	18.0%	15.7%	19.1%	18.6%	24.0%	27.2%	31.9%	26.8%	27.8%
Non-ND, Non-MN States	5.7%	5.2%	4.2%	5.1%	6.8%	3.7%	5.2%	4.3%	5.7%	7.9%
Non-Res Alien (International)	1.4%	0.9%	0.9%	3.4%	1.4%	1.7%	0.9%	0.3%	1.5%	1.1%
Total	100.0%	100.0%	100.0%	100.0%	100.0%	100.0%	100.0%	100.0%	100.0%	100.0%
Total Students	211	211	216	235	279	300	327	351	388	356
Percentage of Total UG Students	22.1%	22.4%	24.3%	23.1%	24.2%	23.9%	24.7%	25.1%	25.6%	22.8%

Note: Official Fall 4th Week Enrollment Census Data and residency means native ('home address') residency, i.e., NOT 'tuition' residency.

North Dakota State University
College of Agriculture, Food Systems, and Natural Resources
Enrollment Percentage

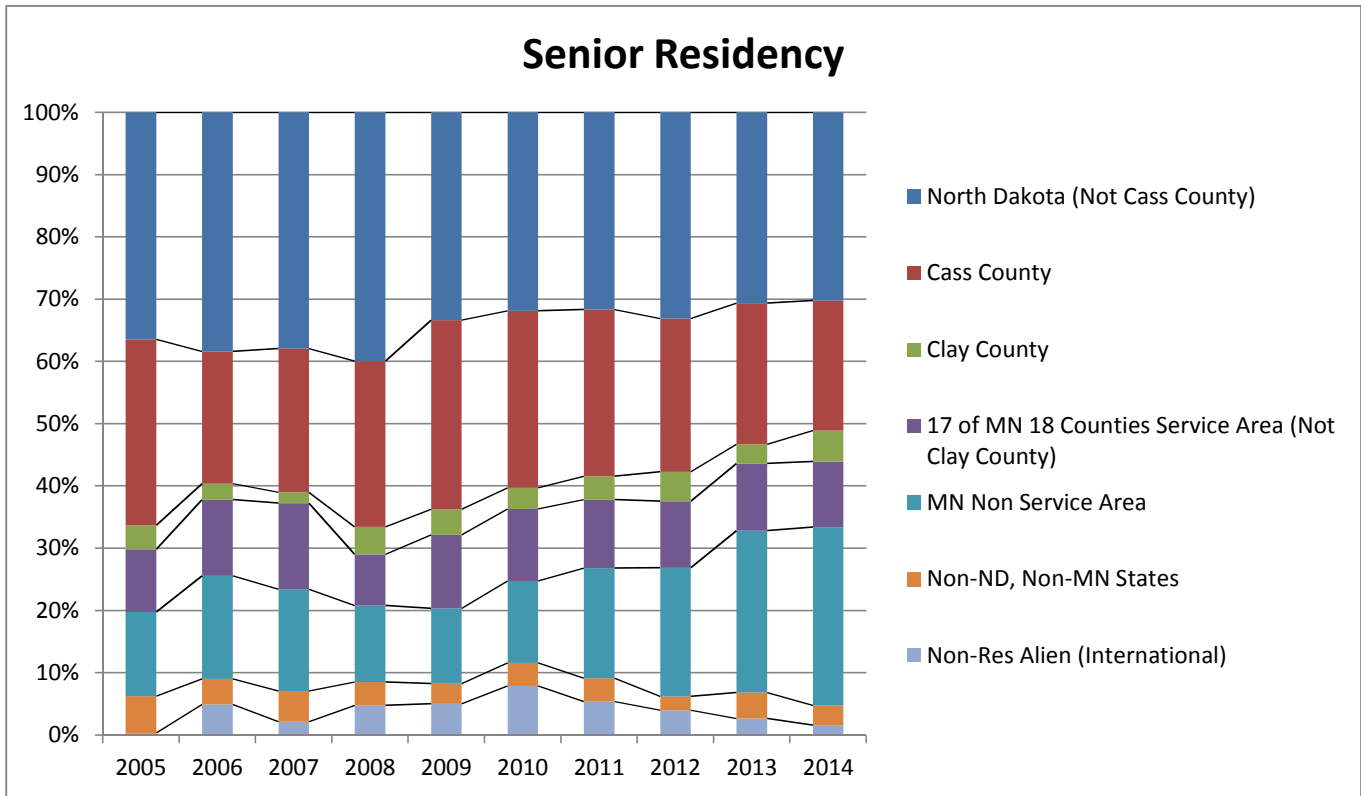


College of Agriculture, Food Systems, and Natural Resources Junior

	2005	2006	2007	2008	2009	2010	2011	2012	2013	2014
North Dakota (Not Cass County)	49.6%	42.1%	47.0%	35.0%	35.0%	38.2%	36.5%	36.1%	31.1%	34.0%
Cass County	19.0%	18.9%	19.2%	24.4%	19.8%	24.7%	18.4%	19.4%	18.8%	14.4%
Clay County	1.8%	1.6%	5.1%	5.1%	2.3%	2.2%	4.9%	2.2%	5.9%	2.7%
17 of MN 18 Counties Service Area (Not Clay County)	8.4%	11.1%	7.1%	13.7%	13.7%	10.1%	11.5%	11.3%	10.6%	16.0%
MN Non Service Area	15.5%	17.9%	15.2%	15.0%	17.9%	16.9%	21.9%	24.8%	28.0%	28.1%
Non-ND, Non-MN States	4.4%	7.4%	3.0%	4.7%	3.4%	5.2%	3.1%	5.3%	3.6%	4.3%
Non-Res Alien (International)	1.3%	1.1%	3.5%	2.1%	8.0%	2.6%	3.8%	0.9%	2.0%	0.5%
Total	100.0%	100.0%	100.0%	100.0%	100.0%	100.0%	100.0%	100.0%	100.0%	100.0%
Total Students	226	190	198	234	263	267	288	319	357	374
Percentage of Total UG Students	23.7%	20.2%	22.3%	23.0%	22.8%	21.3%	21.8%	22.8%	23.5%	23.9%

Note: Official Fall 4th Week Enrollment Census Data and residency means native ('home address') residency, i.e., NOT 'tuition' residency.

North Dakota State University
College of Agriculture, Food Systems, and Natural Resources
Enrollment Percentage



College of Agriculture, Food Systems, and Natural Resources Senior

	2005	2006	2007	2008	2009	2010	2011	2012	2013	2014
North Dakota (Not Cass County)	36.5%	38.4%	37.9%	39.9%	33.3%	31.8%	31.6%	33.1%	30.6%	30.2%
Cass County	29.9%	21.2%	23.0%	26.6%	30.4%	28.4%	26.8%	24.6%	22.7%	20.9%
Clay County	3.8%	2.6%	1.8%	4.4%	4.1%	3.4%	3.8%	4.7%	3.1%	5.0%
17 of MN 18 Counties Service Area (Not Clay County)	10.1%	12.2%	13.8%	8.2%	11.8%	11.6%	11.0%	10.7%	10.8%	10.5%
MN Non Service Area	13.5%	16.6%	16.3%	12.3%	12.1%	13.2%	17.7%	20.6%	26.0%	28.6%
Non-ND, Non-MN States	5.9%	4.1%	5.0%	3.8%	3.2%	3.7%	3.8%	2.2%	4.2%	3.2%
Non-Res Alien (International)	0.3%	4.9%	2.1%	4.8%	5.0%	7.9%	5.4%	4.0%	2.6%	1.6%
Total	100.0%	100.0%	100.0%	100.0%	100.0%	100.0%	100.0%	100.0%	100.0%	100.0%
Total Students	288	344	282	293	339	380	373	402	454	503
Percentage of Total UG Students	30.2%	36.5%	31.8%	28.8%	29.4%	30.3%	28.2%	28.7%	29.9%	32.2%

Note: Official Fall 4th Week Enrollment Census Data and residency means native ('home address') residency, i.e., NOT 'tuition' residency.