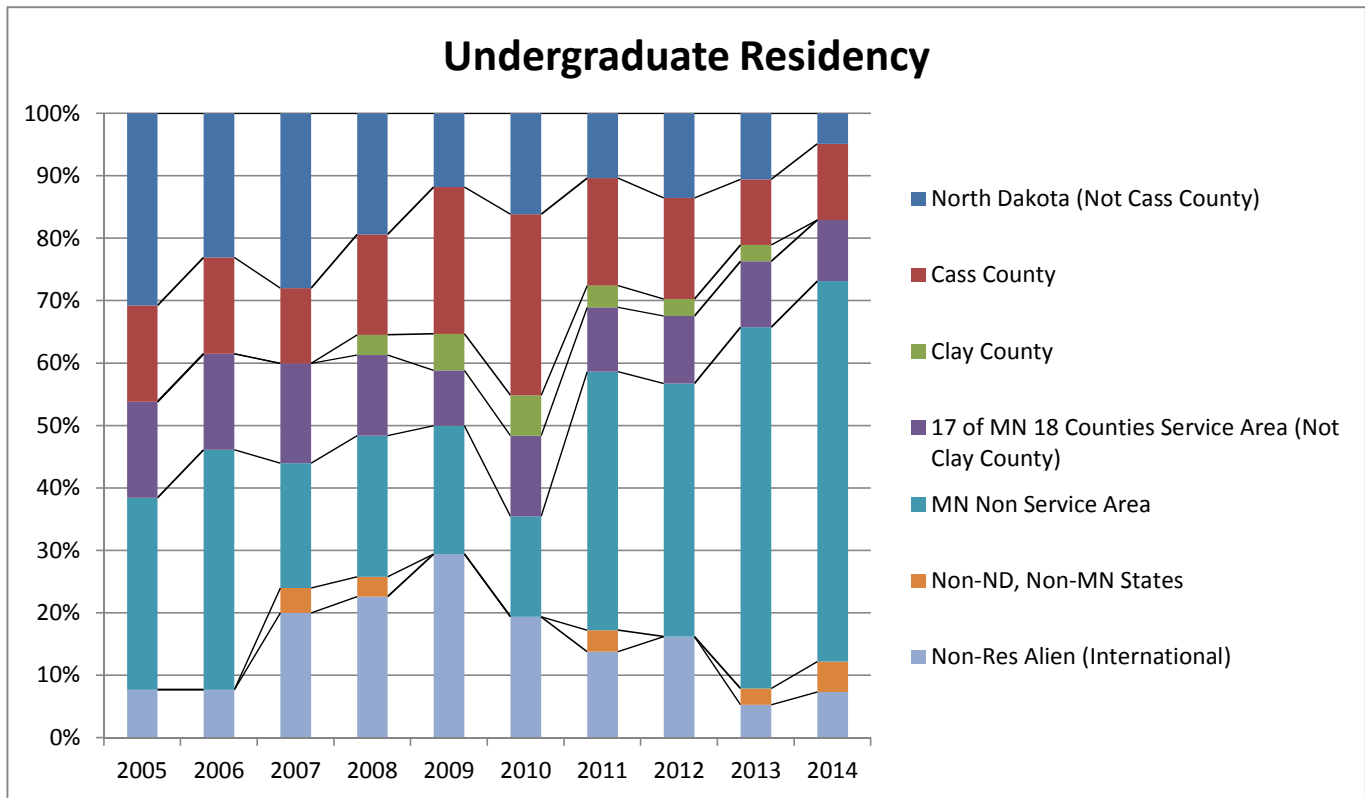


**North Dakota State University**  
**College of Agriculture, Food Systems, and Natural Resources**  
**School of Food Systems Enrollment Percentage**

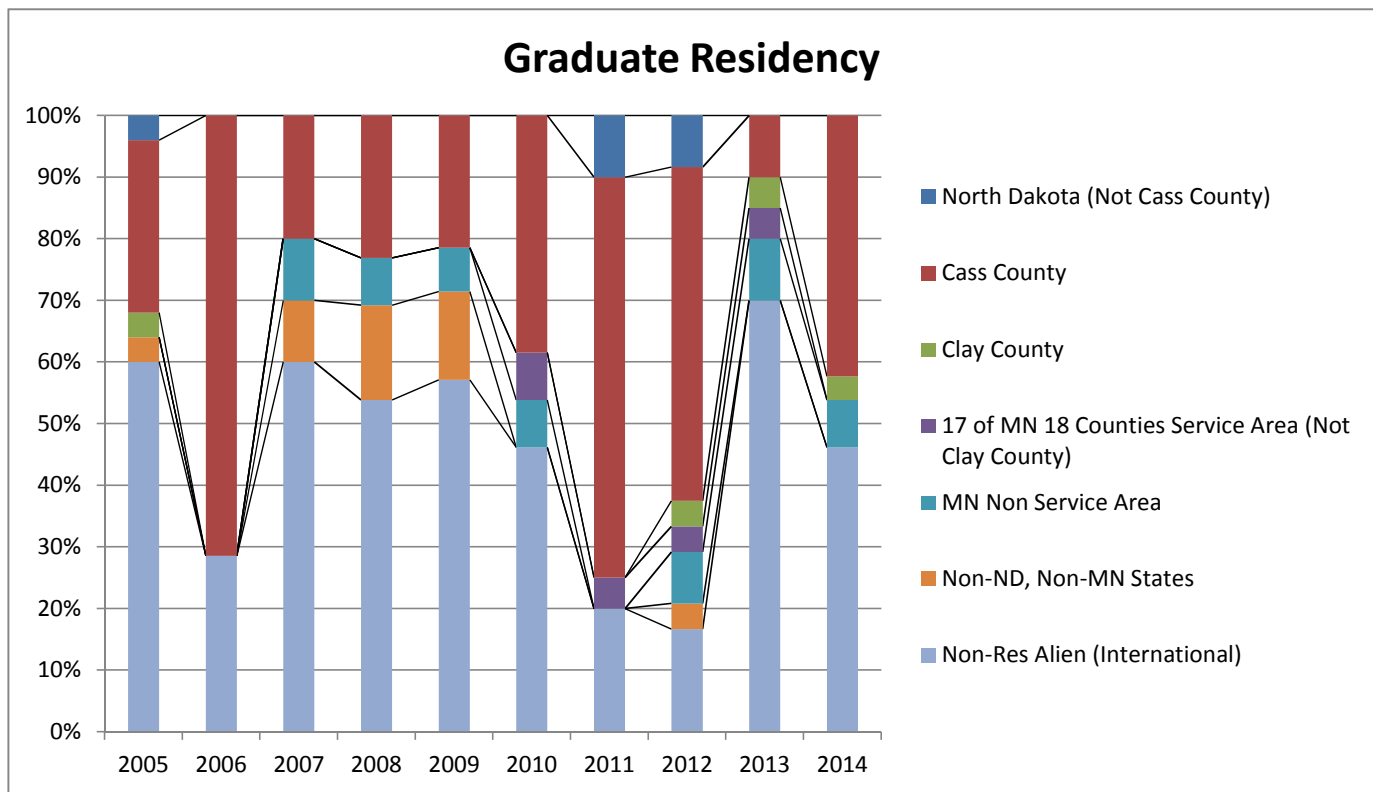


**School of Food Systems Undergraduate**

	2005	2006	2007	2008	2009	2010	2011	2012	2013	2014
North Dakota (Not Cass County)	30.8%	23.1%	28.0%	19.4%	11.8%	16.1%	10.3%	13.5%	10.5%	4.9%
Cass County	15.4%	15.4%	12.0%	16.1%	23.5%	29.0%	17.2%	16.2%	10.5%	12.2%
Clay County	0.0%	0.0%	0.0%	3.2%	5.9%	6.5%	3.4%	2.7%	2.6%	0.0%
17 of MN 18 Counties Service Area (Not Clay County)	15.4%	15.4%	16.0%	12.9%	8.8%	12.9%	10.3%	10.8%	10.5%	9.8%
MN Non Service Area	30.8%	38.5%	20.0%	22.6%	20.6%	16.1%	41.4%	40.5%	57.9%	61.0%
Non-ND, Non-MN States	0.0%	0.0%	4.0%	3.2%	0.0%	0.0%	3.4%	0.0%	2.6%	4.9%
Non-Res Alien (International)	7.7%	7.7%	20.0%	22.6%	29.4%	19.4%	13.8%	16.2%	5.3%	7.3%
<b>Total</b>	<b>100.0%</b>	<b>100.0%</b>	<b>100.0%</b>	<b>100.0%</b>	<b>100.0%</b>	<b>100.0%</b>	<b>100.0%</b>	<b>100.0%</b>	<b>100.0%</b>	<b>100.0%</b>
<b>Total Students</b>	<b>13</b>	<b>13</b>	<b>25</b>	<b>31</b>	<b>34</b>	<b>31</b>	<b>29</b>	<b>37</b>	<b>38</b>	<b>41</b>
<b>Percentage of Total Students</b>	<b>34.2%</b>	<b>48.1%</b>	<b>71.4%</b>	<b>70.5%</b>	<b>70.8%</b>	<b>70.5%</b>	<b>59.2%</b>	<b>60.7%</b>	<b>65.5%</b>	<b>61.2%</b>

*Note: Official Fall 4th Week Enrollment Census Data and residency means native ('home address') residency, i.e., NOT 'tuition' residency.*

**North Dakota State University**  
**College of Agriculture, Food Systems, and Natural Resources**  
**School of Food Systems Enrollment Percentage**

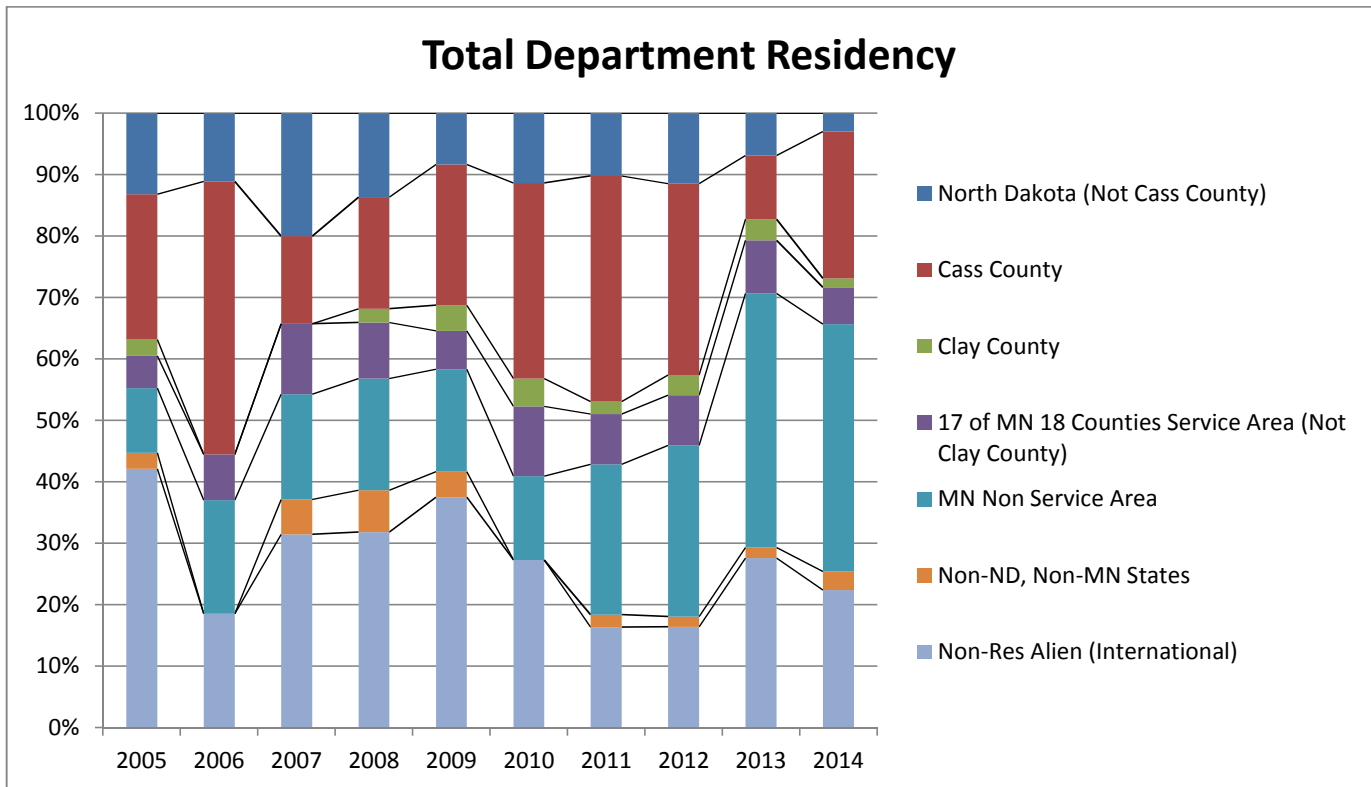


**School of Food Systems Graduate**

	2005	2006	2007	2008	2009	2010	2011	2012	2013	2014
North Dakota (Not Cass County)	4.0%	0.0%	0.0%	0.0%	0.0%	0.0%	10.0%	8.3%	0.0%	0.0%
Cass County	28.0%	71.4%	20.0%	23.1%	21.4%	38.5%	65.0%	54.2%	10.0%	42.3%
Clay County	4.0%	0.0%	0.0%	0.0%	0.0%	0.0%	0.0%	4.2%	5.0%	3.8%
17 of MN 18 Counties Service Area (Not Clay County)	0.0%	0.0%	0.0%	0.0%	0.0%	7.7%	5.0%	4.2%	5.0%	0.0%
MN Non Service Area	0.0%	0.0%	10.0%	7.7%	7.1%	7.7%	0.0%	8.3%	10.0%	7.7%
Non-ND, Non-MN States	4.0%	0.0%	10.0%	15.4%	14.3%	0.0%	0.0%	4.2%	0.0%	0.0%
Non-Res Alien (International)	60.0%	28.6%	60.0%	53.8%	57.1%	46.2%	20.0%	16.7%	70.0%	46.2%
<b>Total</b>	<b>100.0%</b>	<b>100.0%</b>	<b>100.0%</b>	<b>100.0%</b>	<b>100.0%</b>	<b>100.0%</b>	<b>100.0%</b>	<b>100.0%</b>	<b>100.0%</b>	<b>100.0%</b>
<b>Total Students</b>	<b>25</b>	<b>14</b>	<b>10</b>	<b>13</b>	<b>14</b>	<b>13</b>	<b>20</b>	<b>24</b>	<b>20</b>	<b>26</b>
<b>Percentage of Total Students</b>	<b>65.8%</b>	<b>51.9%</b>	<b>28.6%</b>	<b>29.5%</b>	<b>29.2%</b>	<b>29.5%</b>	<b>40.8%</b>	<b>39.3%</b>	<b>34.5%</b>	<b>38.8%</b>

*Note: Official Fall 4th Week Enrollment Census Data and residency means native ('home address') residency, i.e., NOT 'tuition' residency.*

**North Dakota State University**  
**College of Agriculture, Food Systems, and Natural Resources**  
**School of Food Systems Enrollment Percentage**

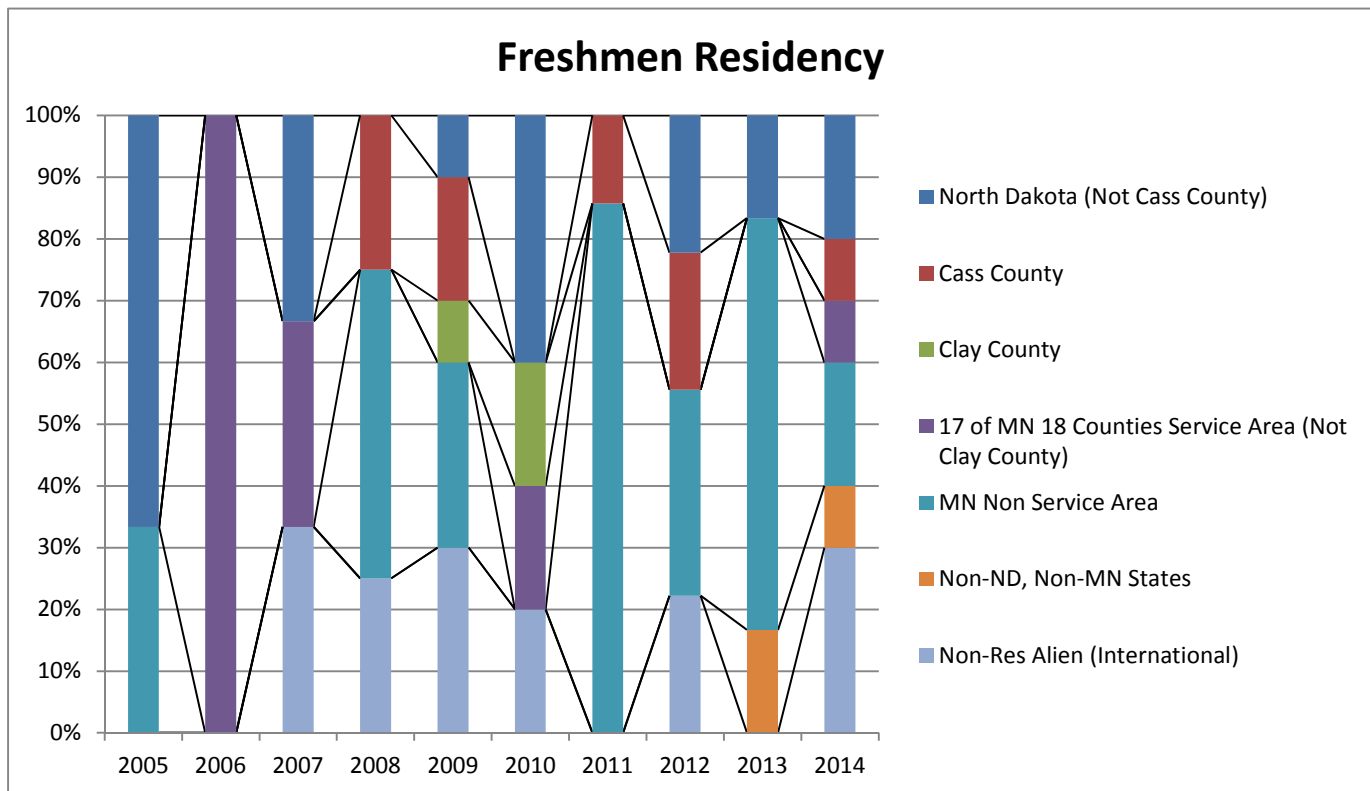


**School of Food Systems**

	2005	2006	2007	2008	2009	2010	2011	2012	2013	2014
North Dakota (Not Cass County)	13.2%	11.1%	20.0%	13.6%	8.3%	11.4%	10.2%	11.5%	6.9%	3.0%
Cass County	23.7%	44.4%	14.3%	18.2%	22.9%	31.8%	36.7%	31.1%	10.3%	23.9%
Clay County	2.6%	0.0%	0.0%	2.3%	4.2%	4.5%	2.0%	3.3%	3.4%	1.5%
17 of MN 18 Counties Service Area (Not Clay County)	5.3%	7.4%	11.4%	9.1%	6.3%	11.4%	8.2%	8.2%	8.6%	6.0%
MN Non Service Area	10.5%	18.5%	17.1%	18.2%	16.7%	13.6%	24.5%	27.9%	41.4%	40.3%
Non-ND, Non-MN States	2.6%	0.0%	5.7%	6.8%	4.2%	0.0%	2.0%	1.6%	1.7%	3.0%
Non-Res Alien (International)	42.1%	18.5%	31.4%	31.8%	37.5%	27.3%	16.3%	16.4%	27.6%	22.4%
<b>Total</b>	<b>100.0%</b>	<b>100.0%</b>	<b>100.0%</b>	<b>100.0%</b>	<b>100.0%</b>	<b>100.0%</b>	<b>100.0%</b>	<b>100.0%</b>	<b>100.0%</b>	<b>100.0%</b>
<b>Total Students</b>	<b>38</b>	<b>27</b>	<b>35</b>	<b>44</b>	<b>48</b>	<b>44</b>	<b>49</b>	<b>61</b>	<b>58</b>	<b>67</b>
<b>Percentage of Total Students</b>	<b>100.0%</b>	<b>100.0%</b>	<b>100.0%</b>	<b>100.0%</b>	<b>100.0%</b>	<b>100.0%</b>	<b>100.0%</b>	<b>100.0%</b>	<b>100.0%</b>	<b>100.0%</b>

*Note: Official Fall 4th Week Enrollment Census Data and residency means native ('home address') residency, i.e., NOT 'tuition' residency.*

**North Dakota State University**  
**College of Agriculture, Food Systems, and Natural Resources**  
**School of Food Systems Enrollment Percentage**

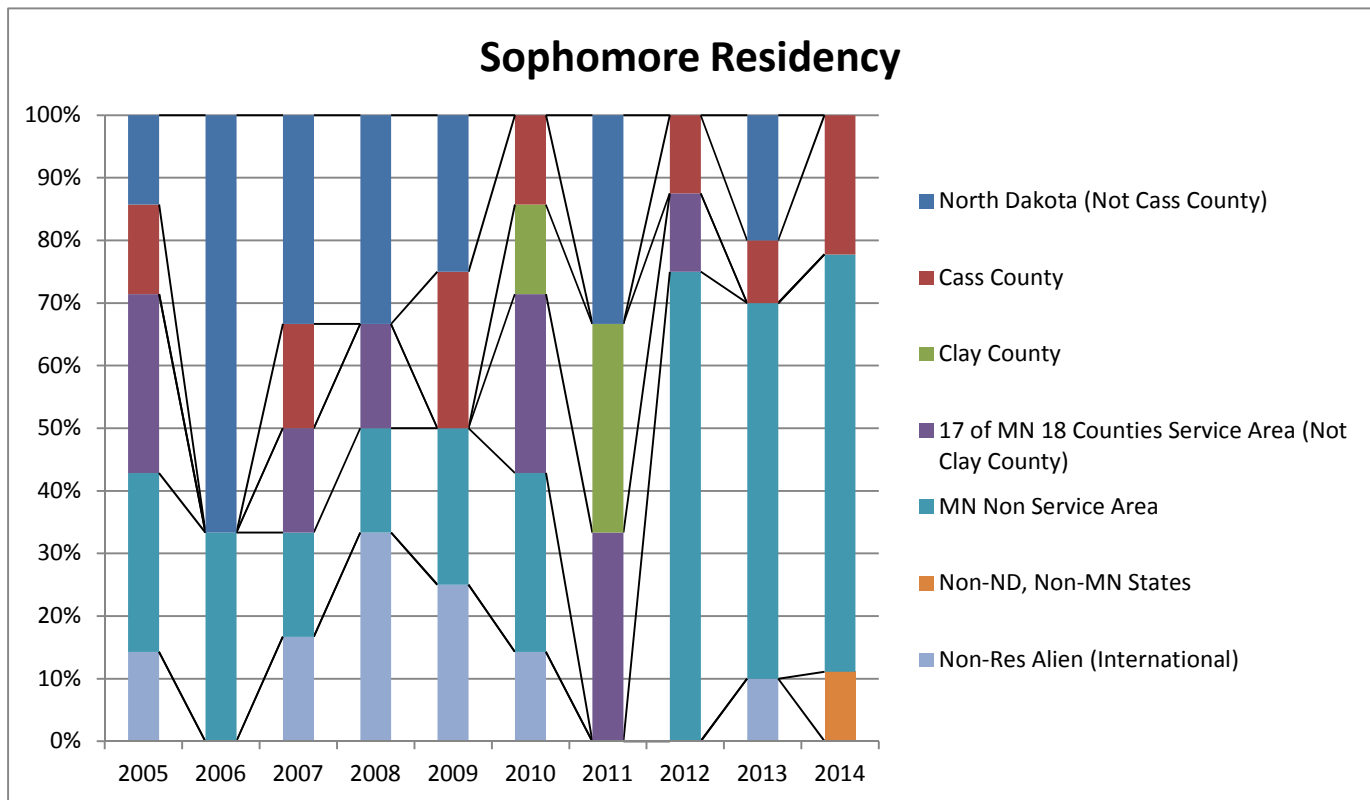


**School of Food Systems Freshmen**

	2005	2006	2007	2008	2009	2010	2011	2012	2013	2014
North Dakota (Not Cass County)	66.7%	0.0%	33.3%	0.0%	10.0%	40.0%	0.0%	22.2%	16.7%	20.0%
Cass County	0.0%	0.0%	0.0%	25.0%	20.0%	0.0%	14.3%	22.2%	0.0%	10.0%
Clay County	0.0%	0.0%	0.0%	0.0%	10.0%	20.0%	0.0%	0.0%	0.0%	0.0%
17 of MN 18 Counties Service Area (Not Clay County)	0.0%	100.0%	33.3%	0.0%	0.0%	20.0%	0.0%	0.0%	0.0%	10.0%
MN Non Service Area	33.3%	0.0%	0.0%	50.0%	30.0%	0.0%	85.7%	33.3%	66.7%	20.0%
Non-ND, Non-MN States	0.0%	0.0%	0.0%	0.0%	0.0%	0.0%	0.0%	0.0%	16.7%	10.0%
Non-Res Alien (International)	0.0%	0.0%	33.3%	25.0%	30.0%	20.0%	0.0%	22.2%	0.0%	30.0%
<b>Total</b>	<b>100.0%</b>	<b>100.0%</b>	<b>100.0%</b>	<b>100.0%</b>	<b>100.0%</b>	<b>100.0%</b>	<b>100.0%</b>	<b>100.0%</b>	<b>100.0%</b>	<b>100.0%</b>
<b>Total Students</b>	<b>3</b>	<b>1</b>	<b>6</b>	<b>4</b>	<b>10</b>	<b>5</b>	<b>7</b>	<b>9</b>	<b>6</b>	<b>10</b>
<b>Percentage of Total UG Students</b>	<b>23.1%</b>	<b>7.7%</b>	<b>24.0%</b>	<b>12.9%</b>	<b>29.4%</b>	<b>16.1%</b>	<b>24.1%</b>	<b>24.3%</b>	<b>15.8%</b>	<b>24.4%</b>

*Note: Official Fall 4th Week Enrollment Census Data and residency means native ('home address') residency, i.e., NOT 'tuition' residency.*

**North Dakota State University**  
**College of Agriculture, Food Systems, and Natural Resources**  
**School of Food Systems Enrollment Percentage**



**School of Food Systems Sophomore**

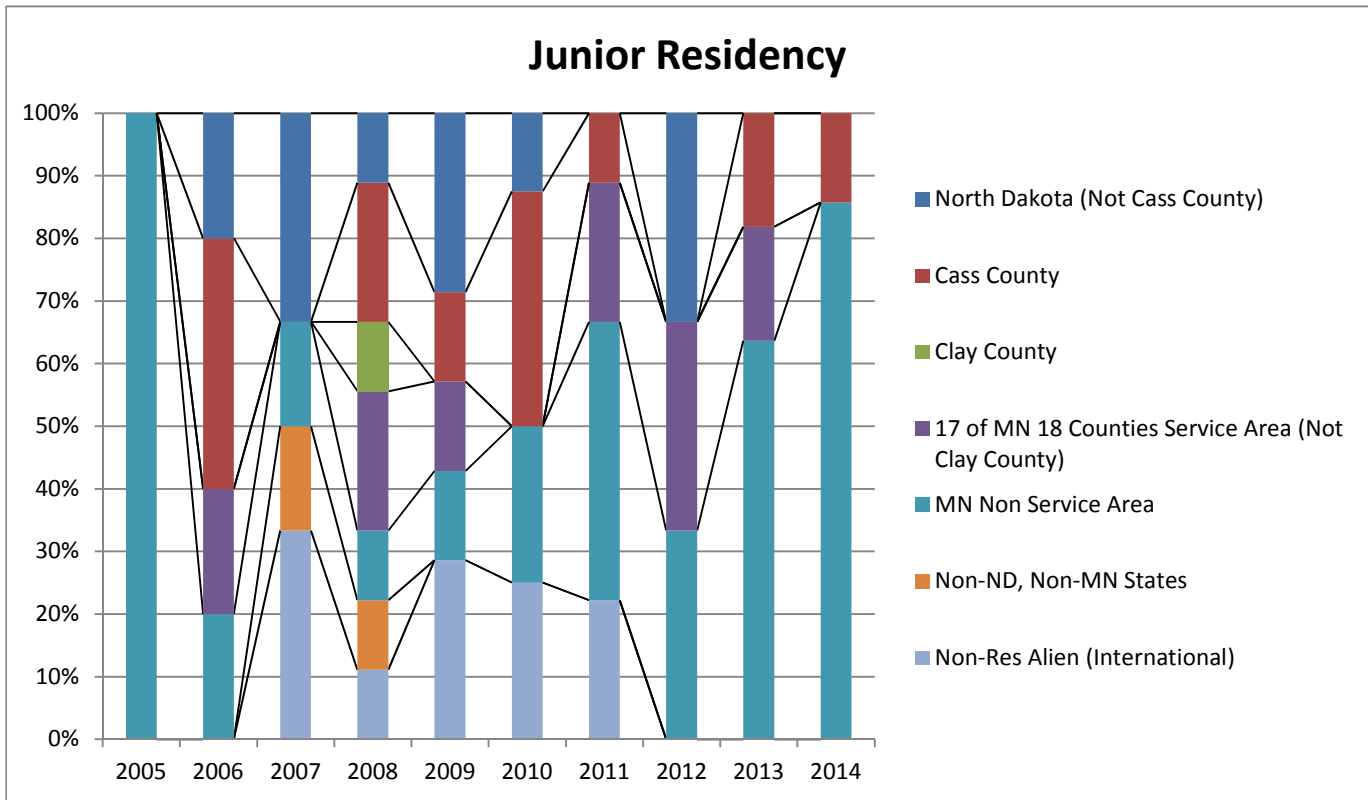
	2005	2006	2007	2008	2009	2010	2011	2012	2013	2014
North Dakota (Not Cass County)	14.3%	66.7%	33.3%	33.3%	25.0%	0.0%	33.3%	0.0%	20.0%	0.0%
Cass County	14.3%	0.0%	16.7%	0.0%	25.0%	14.3%	0.0%	12.5%	10.0%	22.2%
Clay County	0.0%	0.0%	0.0%	0.0%	0.0%	14.3%	33.3%	0.0%	0.0%	0.0%
17 of MN 18 Counties Service Area (Not Clay County)	28.6%	0.0%	16.7%	16.7%	0.0%	28.6%	33.3%	12.5%	0.0%	0.0%
MN Non Service Area	28.6%	33.3%	16.7%	16.7%	25.0%	28.6%	0.0%	75.0%	60.0%	66.7%
Non-ND, Non-MN States	0.0%	0.0%	0.0%	0.0%	0.0%	0.0%	0.0%	0.0%	0.0%	11.1%
Non-Res Alien (International)	14.3%	0.0%	16.7%	33.3%	25.0%	14.3%	0.0%	0.0%	10.0%	0.0%
<b>Total</b>	<b>100.0%</b>	<b>100.0%</b>	<b>100.0%</b>	<b>100.0%</b>	<b>100.0%</b>	<b>100.0%</b>	<b>100.0%</b>	<b>100.0%</b>	<b>100.0%</b>	<b>100.0%</b>

Total Students 7 3 6 6 4 7 3 8 10 9

Percentage of Total UG Students 53.8% 23.1% 24.0% 19.4% 11.8% 22.6% 10.3% 21.6% 26.3% 22.0%

*Note: Official Fall 4th Week Enrollment Census Data and residency means native ('home address') residency, i.e., NOT 'tuition' residency.*

**North Dakota State University**  
**College of Agriculture, Food Systems, and Natural Resources**  
**School of Food Systems Enrollment Percentage**



**School of Food Systems Junior**

	2005	2006	2007	2008	2009	2010	2011	2012	2013	2014
North Dakota (Not Cass County)	0.0%	20.0%	33.3%	11.1%	28.6%	12.5%	0.0%	33.3%	0.0%	0.0%
Cass County	0.0%	40.0%	0.0%	22.2%	14.3%	37.5%	11.1%	0.0%	18.2%	14.3%
Clay County	0.0%	0.0%	0.0%	11.1%	0.0%	0.0%	0.0%	0.0%	0.0%	0.0%
17 of MN 18 Counties Service Area (Not Clay County)	0.0%	20.0%	0.0%	22.2%	14.3%	0.0%	22.2%	33.3%	18.2%	0.0%
MN Non Service Area	100.0%	20.0%	16.7%	11.1%	14.3%	25.0%	44.4%	33.3%	63.6%	85.7%
Non-ND, Non-MN States	0.0%	0.0%	16.7%	11.1%	0.0%	0.0%	0.0%	0.0%	0.0%	0.0%
Non-Res Alien (International)	0.0%	0.0%	33.3%	11.1%	28.6%	25.0%	22.2%	0.0%	0.0%	0.0%
<b>Total</b>	<b>100.0%</b>	<b>100.0%</b>	<b>100.0%</b>	<b>100.0%</b>	<b>100.0%</b>	<b>100.0%</b>	<b>100.0%</b>	<b>100.0%</b>	<b>100.0%</b>	<b>100.0%</b>
<b>Total Students</b>	<b>1</b>	<b>5</b>	<b>6</b>	<b>9</b>	<b>7</b>	<b>8</b>	<b>9</b>	<b>3</b>	<b>11</b>	<b>7</b>
<b>Percentage of Total UG Students</b>	<b>7.7%</b>	<b>38.5%</b>	<b>24.0%</b>	<b>29.0%</b>	<b>20.6%</b>	<b>25.8%</b>	<b>31.0%</b>	<b>8.1%</b>	<b>28.9%</b>	<b>17.1%</b>

*Note: Official Fall 4th Week Enrollment Census Data and residency means native ('home address') residency, i.e., NOT 'tuition' residency.*

