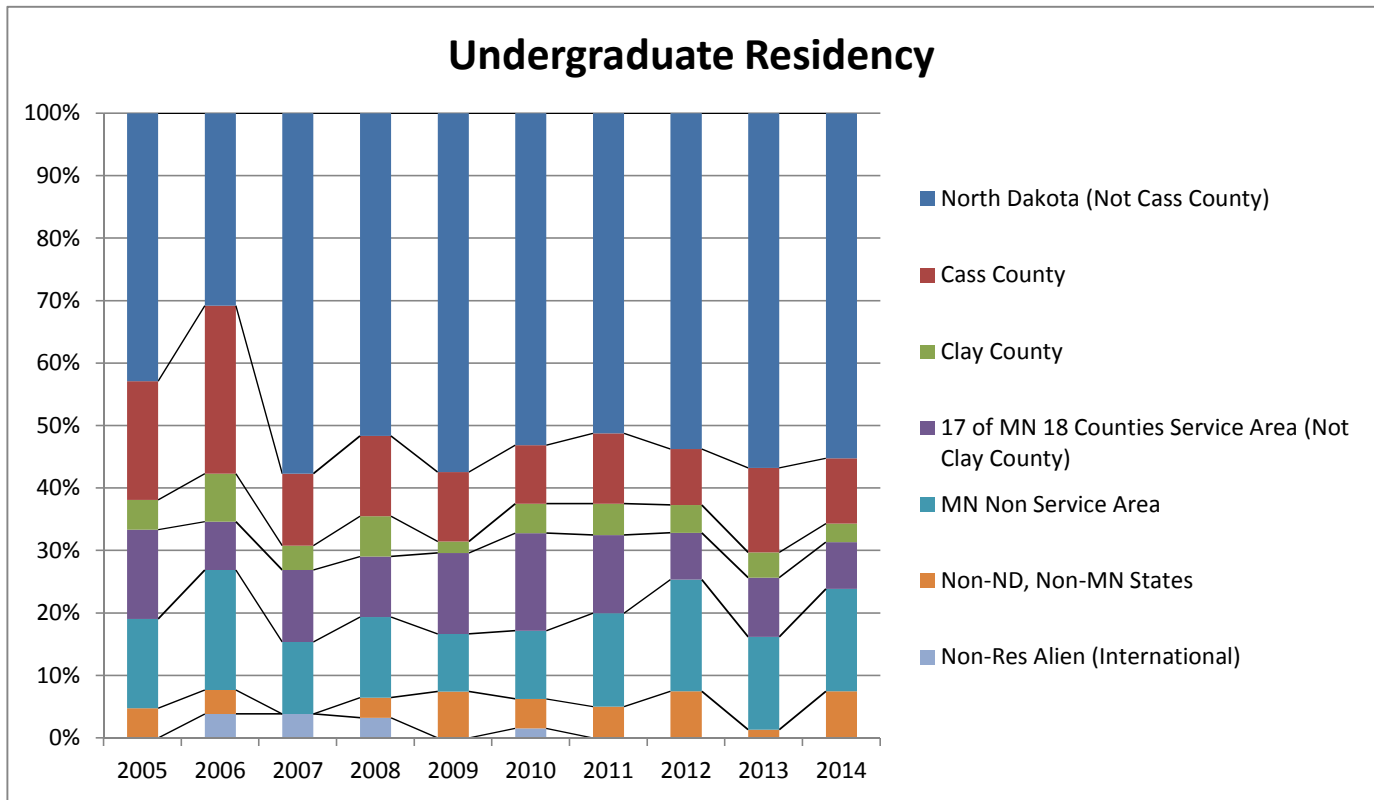


North Dakota State University
College of Agriculture, Food Systems, and Natural Resources
General Agriculture Enrollment Percentage

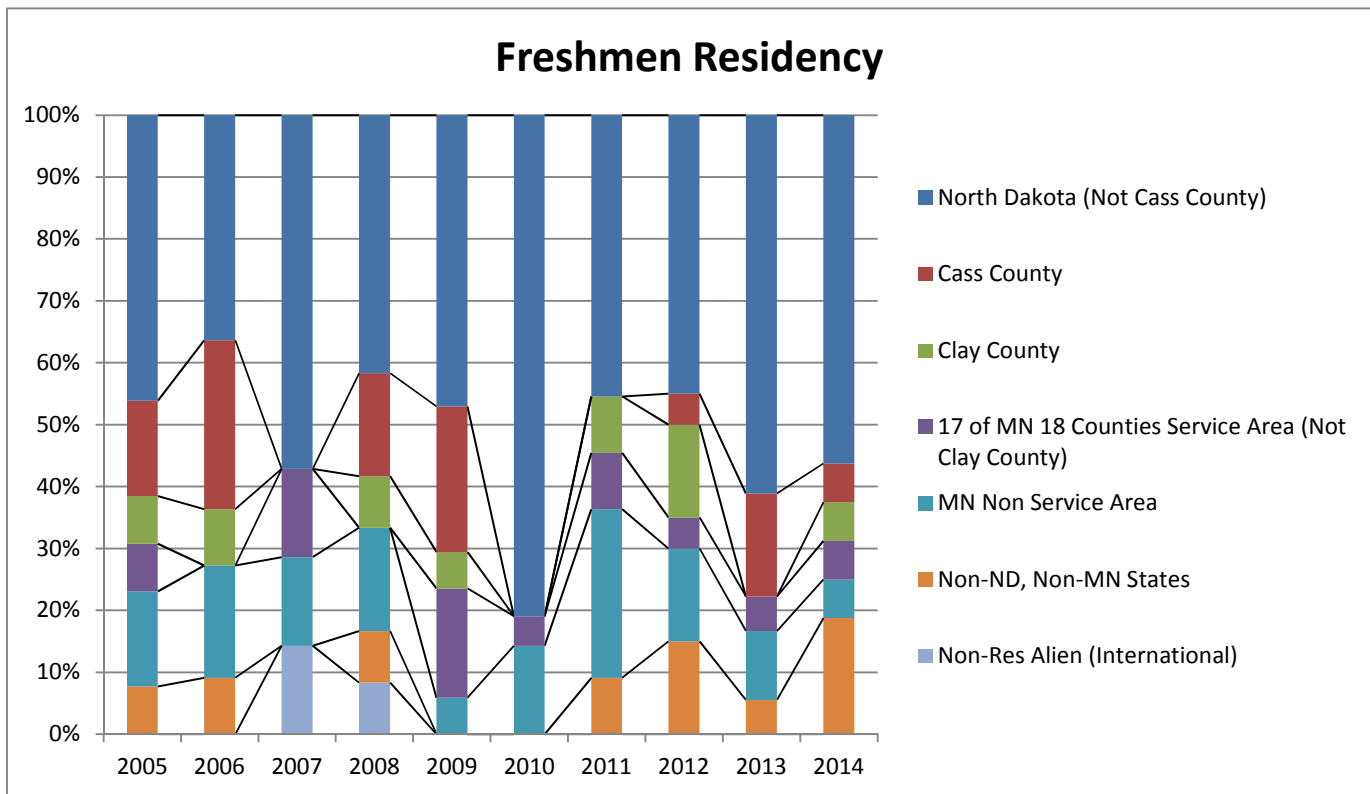


General Agriculture Undergraduate

	2005	2006	2007	2008	2009	2010	2011	2012	2013	2014
North Dakota (Not Cass County)	42.9%	30.8%	57.7%	51.6%	57.4%	53.1%	51.3%	53.7%	56.8%	55.2%
Cass County	19.0%	26.9%	11.5%	12.9%	11.1%	9.4%	11.3%	9.0%	13.5%	10.4%
Clay County	4.8%	7.7%	3.8%	6.5%	1.9%	4.7%	5.0%	4.5%	4.1%	3.0%
17 of MN 18 Counties Service Area (Not Clay County)	14.3%	7.7%	11.5%	9.7%	13.0%	15.6%	12.5%	7.5%	9.5%	7.5%
MN Non Service Area	14.3%	19.2%	11.5%	12.9%	9.3%	10.9%	15.0%	17.9%	14.9%	16.4%
Non-ND, Non-MN States	4.8%	3.8%	0.0%	3.2%	7.4%	4.7%	5.0%	7.5%	1.4%	7.5%
Non-Res Alien (International)	0.0%	3.8%	3.8%	3.2%	0.0%	1.6%	0.0%	0.0%	0.0%	0.0%
Total	100.0%	100.0%	100.0%	100.0%	100.0%	100.0%	100.0%	100.0%	100.0%	100.0%
Total Students	21	26	26	31	54	64	80	67	74	67

Note: Official Fall 4th Week Enrollment Census Data and residency means native ('home address') residency, i.e., NOT 'tuition' residency.

North Dakota State University
College of Agriculture, Food Systems, and Natural Resources
General Agriculture Enrollment Percentage

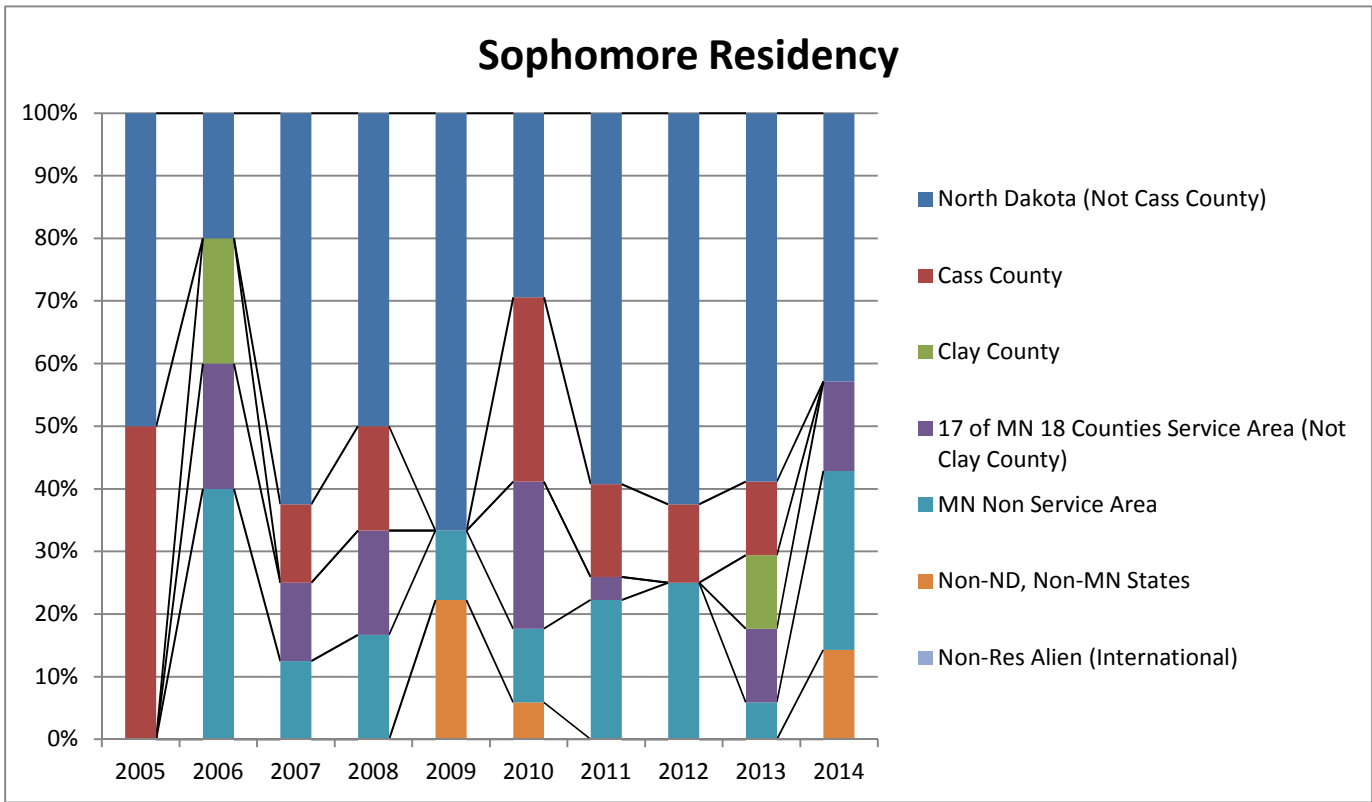


General Agriculture Freshmen

	2005	2006	2007	2008	2009	2010	2011	2012	2013	2014
North Dakota (Not Cass County)	46.2%	36.4%	57.1%	41.7%	47.1%	81.0%	45.5%	45.0%	61.1%	56.3%
Cass County	15.4%	27.3%	0.0%	16.7%	23.5%	0.0%	0.0%	5.0%	16.7%	6.3%
Clay County	7.7%	9.1%	0.0%	8.3%	5.9%	0.0%	9.1%	15.0%	0.0%	6.3%
17 of MN 18 Counties Service Area (Not Clay County)	7.7%	0.0%	14.3%	0.0%	17.6%	4.8%	9.1%	5.0%	5.6%	6.3%
MN Non Service Area	15.4%	18.2%	14.3%	16.7%	5.9%	14.3%	27.3%	15.0%	11.1%	6.3%
Non-ND, Non-MN States	7.7%	9.1%	0.0%	8.3%	0.0%	0.0%	9.1%	15.0%	5.6%	18.8%
Non-Res Alien (International)	0.0%	0.0%	14.3%	8.3%	0.0%	0.0%	0.0%	0.0%	0.0%	0.0%
Total	100.0%	100.0%	100.0%	100.0%	100.0%	100.0%	100.0%	100.0%	100.0%	100.0%
Total Students	13	11	7	12	17	21	22	20	18	16
Percentage of Total UG Students	61.9%	42.3%	26.9%	38.7%	31.5%	32.8%	27.5%	29.9%	24.3%	23.9%

Note: Official Fall 4th Week Enrollment Census Data and residency means native ('home address') residency, i.e., NOT 'tuition' residency.

**North Dakota State University
College of Agriculture, Food Systems, and Natural Resources
General Agriculture Enrollment Percentage**

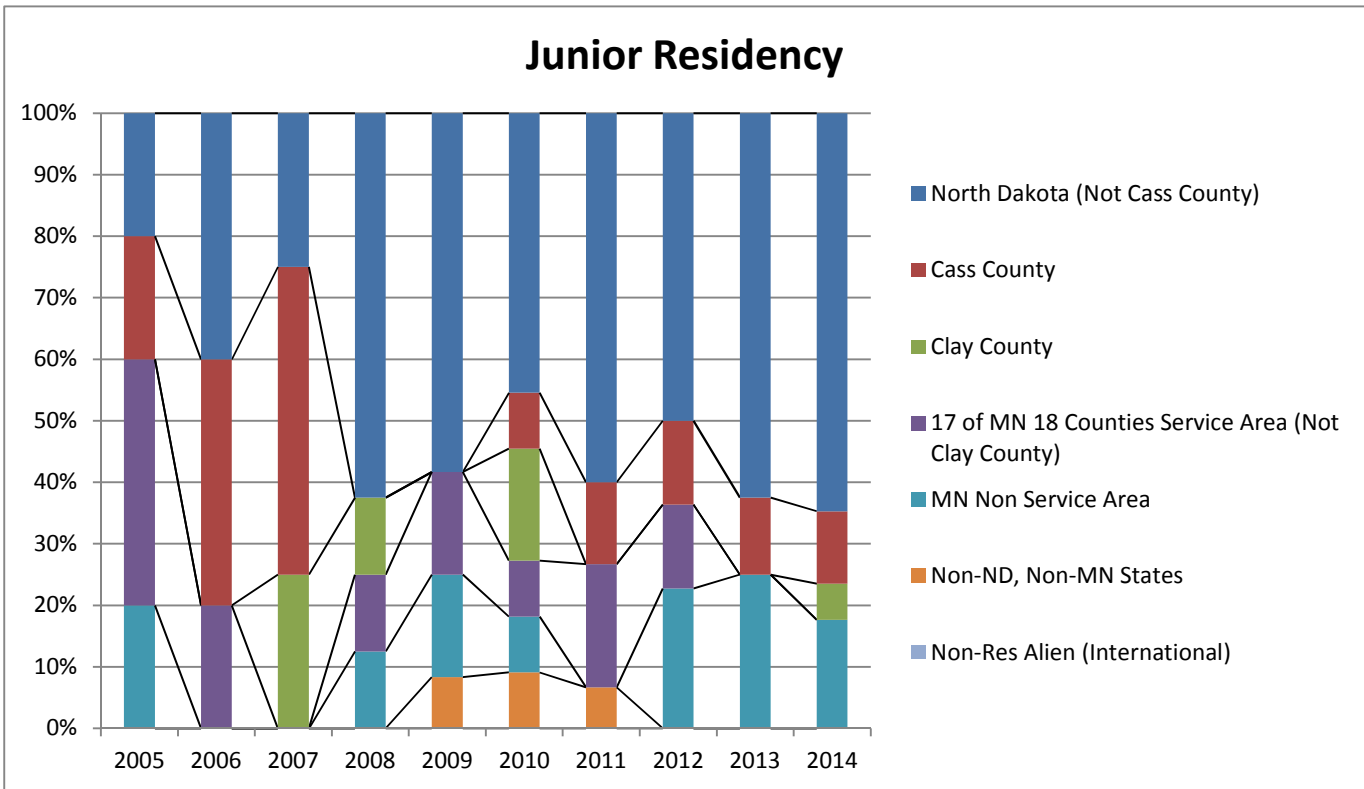


General Agriculture Sophomore

	2005	2006	2007	2008	2009	2010	2011	2012	2013	2014
North Dakota (Not Cass County)	50.0%	20.0%	62.5%	50.0%	66.7%	29.4%	59.3%	62.5%	58.8%	42.9%
Cass County	50.0%	0.0%	12.5%	16.7%	0.0%	29.4%	14.8%	12.5%	11.8%	0.0%
Clay County	0.0%	20.0%	0.0%	0.0%	0.0%	0.0%	0.0%	0.0%	11.8%	0.0%
17 of MN 18 Counties Service Area (Not Clay County)	0.0%	20.0%	12.5%	16.7%	0.0%	23.5%	3.7%	0.0%	11.8%	14.3%
MN Non Service Area	0.0%	40.0%	12.5%	16.7%	11.1%	11.8%	22.2%	25.0%	5.9%	28.6%
Non-ND, Non-MN States	0.0%	0.0%	0.0%	0.0%	22.2%	5.9%	0.0%	0.0%	0.0%	14.3%
Non-Res Alien (International)	0.0%	0.0%	0.0%	0.0%	0.0%	0.0%	0.0%	0.0%	0.0%	0.0%
Total	100.0%	100.0%	100.0%	100.0%	100.0%	100.0%	100.0%	100.0%	100.0%	100.0%
Total Students	2	5	8	6	9	17	27	16	17	14
Percentage of Total UG Students	9.5%	19.2%	30.8%	19.4%	16.7%	26.6%	33.8%	23.9%	23.0%	20.9%

Note: Official Fall 4th Week Enrollment Census Data and residency means native ('home address') residency, i.e., NOT 'tuition' residency.

North Dakota State University
College of Agriculture, Food Systems, and Natural Resources
General Agriculture Enrollment Percentage

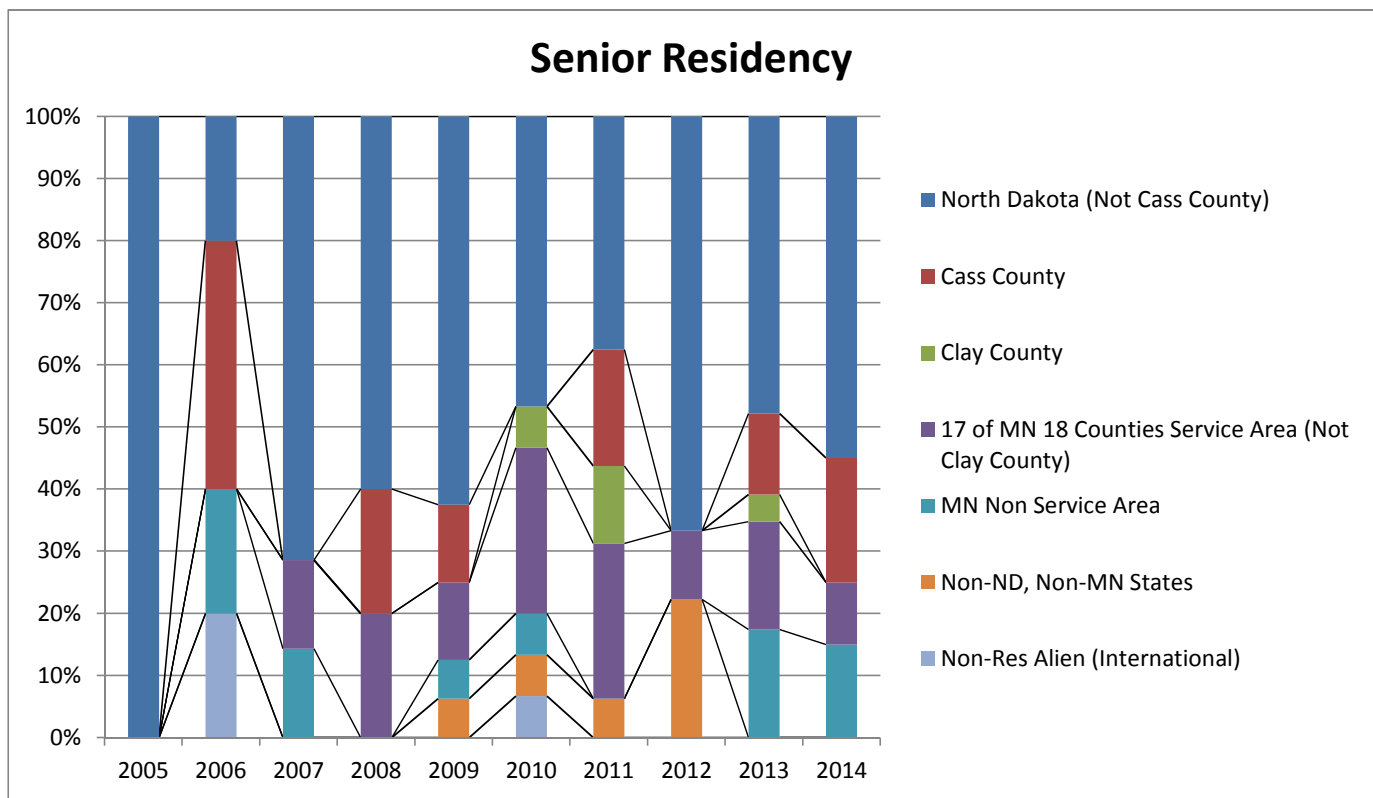


General Agriculture Junior

	2005	2006	2007	2008	2009	2010	2011	2012	2013	2014
North Dakota (Not Cass County)	20.0%	40.0%	25.0%	62.5%	58.3%	45.5%	60.0%	50.0%	62.5%	64.7%
Cass County	20.0%	40.0%	50.0%	0.0%	0.0%	9.1%	13.3%	13.6%	12.5%	11.8%
Clay County	0.0%	0.0%	25.0%	12.5%	0.0%	18.2%	0.0%	0.0%	0.0%	5.9%
17 of MN 18 Counties Service Area (Not Clay County)	40.0%	20.0%	0.0%	12.5%	16.7%	9.1%	20.0%	13.6%	0.0%	0.0%
MN Non Service Area	20.0%	0.0%	0.0%	12.5%	16.7%	9.1%	0.0%	22.7%	25.0%	17.6%
Non-ND, Non-MN States	0.0%	0.0%	0.0%	0.0%	8.3%	9.1%	6.7%	0.0%	0.0%	0.0%
Non-Res Alien (International)	0.0%	0.0%	0.0%	0.0%	0.0%	0.0%	0.0%	0.0%	0.0%	0.0%
Total	100.0%	100.0%	100.0%	100.0%	100.0%	100.0%	100.0%	100.0%	100.0%	100.0%
Total Students	5	5	4	8	12	11	15	22	16	17
Percentage of Total UG Students	23.8%	19.2%	15.4%	25.8%	22.2%	17.2%	18.8%	32.8%	21.6%	25.4%

Note: Official Fall 4th Week Enrollment Census Data and residency means native ('home address') residency, i.e., NOT 'tuition' residency.

North Dakota State University
College of Agriculture, Food Systems, and Natural Resources
General Agriculture Enrollment Percentage



General Agriculture Senior

	2005	2006	2007	2008	2009	2010	2011	2012	2013	2014
North Dakota (Not Cass County)	100.0%	20.0%	71.4%	60.0%	62.5%	46.7%	37.5%	66.7%	47.8%	55.0%
Cass County	0.0%	40.0%	0.0%	20.0%	12.5%	0.0%	18.8%	0.0%	13.0%	20.0%
Clay County	0.0%	0.0%	0.0%	0.0%	0.0%	6.7%	12.5%	0.0%	4.3%	0.0%
17 of MN 18 Counties Service Area (Not Clay County)	0.0%	0.0%	14.3%	20.0%	12.5%	26.7%	25.0%	11.1%	17.4%	10.0%
MN Non Service Area	0.0%	20.0%	14.3%	0.0%	6.3%	6.7%	0.0%	0.0%	17.4%	15.0%
Non-ND, Non-MN States	0.0%	0.0%	0.0%	0.0%	6.3%	6.7%	6.3%	22.2%	0.0%	0.0%
Non-Res Alien (International)	0.0%	20.0%	0.0%	0.0%	0.0%	6.7%	0.0%	0.0%	0.0%	0.0%
Total	100.0%	100.0%	100.0%	100.0%	100.0%	100.0%	100.0%	100.0%	100.0%	100.0%
Total Students	1	5	7	5	16	15	16	9	23	20
Percentage of Total UG Students	4.8%	19.2%	26.9%	16.1%	29.6%	23.4%	20.0%	13.4%	31.1%	29.9%

Note: Official Fall 4th Week Enrollment Census Data and residency means native ('home address') residency, i.e., NOT 'tuition' residency.