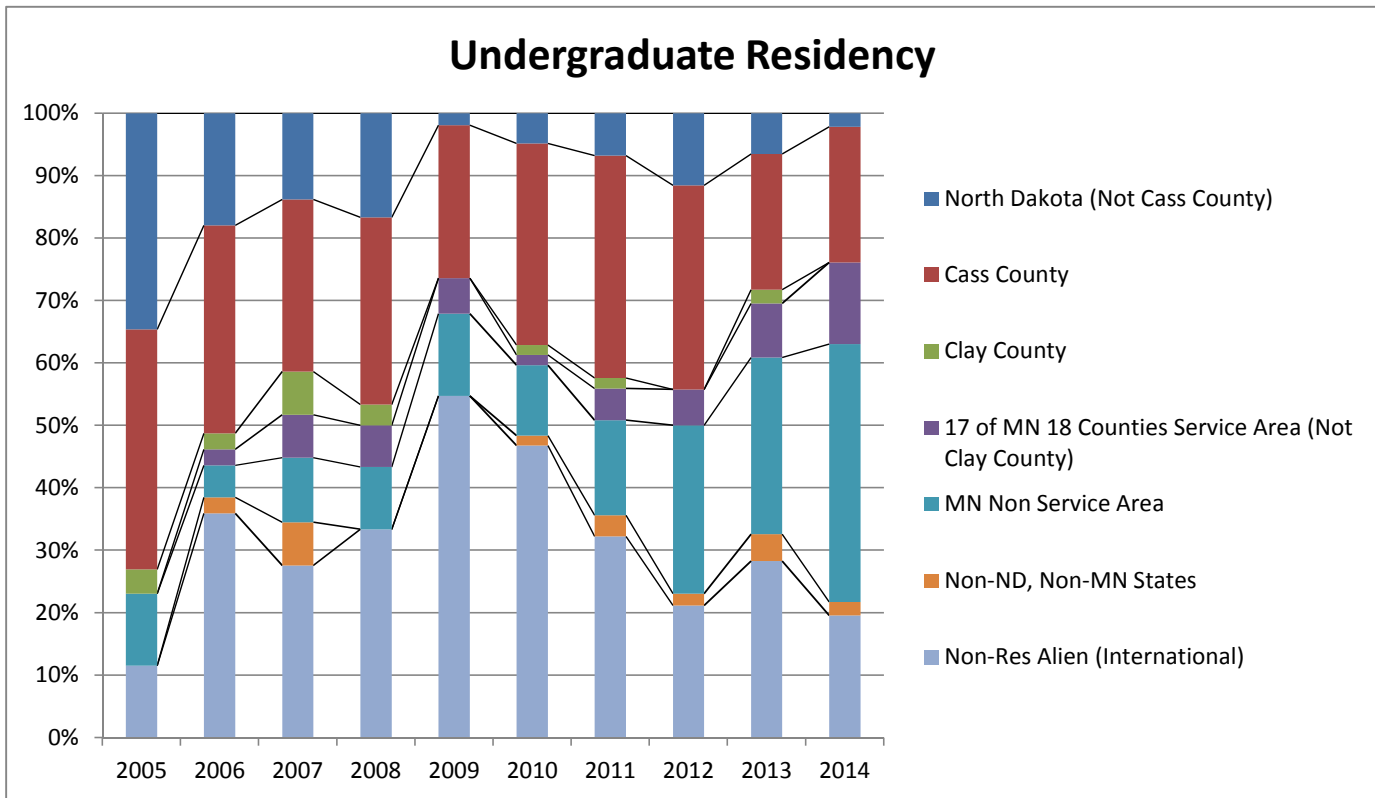


North Dakota State University
College of Agriculture, Food Systems, and Natural Resources
Interdisciplinary Enrollment Percentage

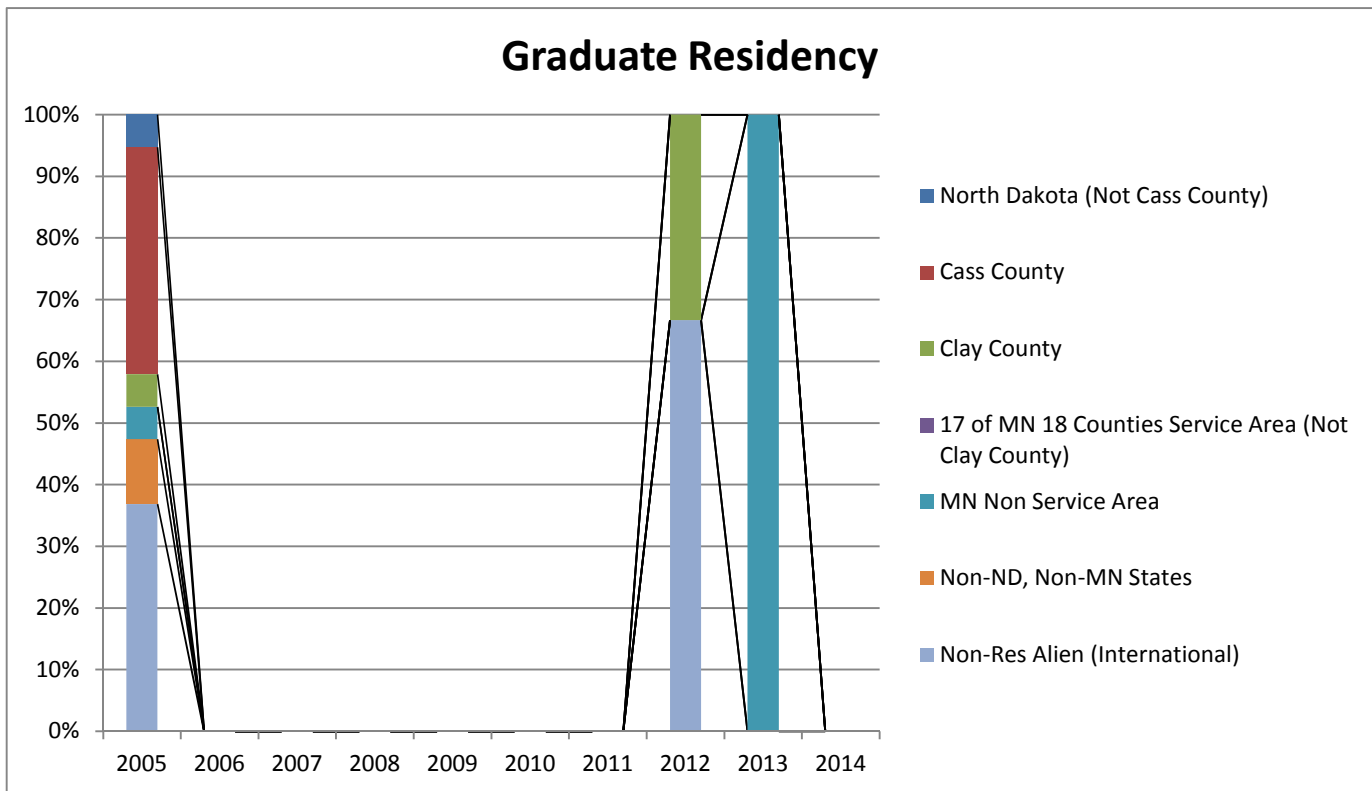


Interdisciplinary Undergraduate

	2005	2006	2007	2008	2009	2010	2011	2012	2013	2014
North Dakota (Not Cass County)	34.6%	17.9%	13.8%	16.7%	1.9%	4.8%	6.8%	11.5%	6.5%	2.2%
Cass County	38.5%	33.3%	27.6%	30.0%	24.5%	32.3%	35.6%	32.7%	21.7%	21.7%
Clay County	3.8%	2.6%	6.9%	3.3%	0.0%	1.6%	1.7%	0.0%	2.2%	0.0%
17 of MN 18 Counties Service Area (Not Clay County)	0.0%	2.6%	6.9%	6.7%	5.7%	1.6%	5.1%	5.8%	8.7%	13.0%
MN Non Service Area	11.5%	5.1%	10.3%	10.0%	13.2%	11.3%	15.3%	26.9%	28.3%	41.3%
Non-ND, Non-MN States	0.0%	2.6%	6.9%	0.0%	0.0%	1.6%	3.4%	1.9%	4.3%	2.2%
Non-Res Alien (International)	11.5%	35.9%	27.6%	33.3%	54.7%	46.8%	32.2%	21.2%	28.3%	19.6%
Total	100.0%	100.0%	100.0%	100.0%	100.0%	100.0%	100.0%	100.0%	100.0%	100.0%
Total Students	26	39	29	30	53	62	59	52	46	46
Percentage of Total Students	57.8%	100.0%	100.0%	100.0%	100.0%	100.0%	100.0%	94.5%	97.9%	100.0%

Note: Official Fall 4th Week Enrollment Census Data and residency means native ('home address') residency, i.e., NOT 'tuition' residency.

**North Dakota State University
College of Agriculture, Food Systems, and Natural Resources
Interdisciplinary Enrollment Percentage**

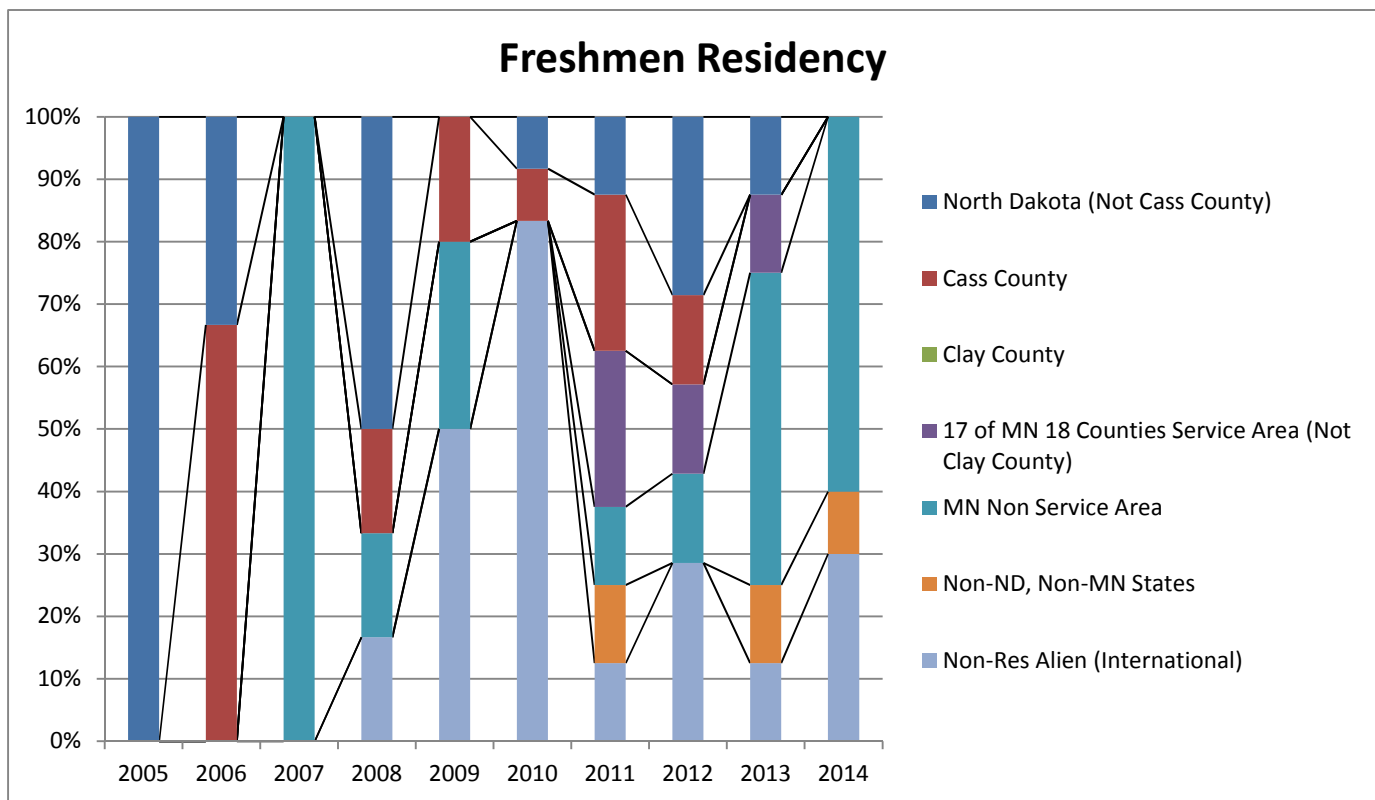


Interdisciplinary Graduate

	2005	2006	2007	2008	2009	2010	2011	2012	2013	2014
North Dakota (Not Cass County)	5.3%	0.0%	0.0%	0.0%	0.0%	0.0%	0.0%	0.0%	0.0%	0.0%
Cass County	36.8%	0.0%	0.0%	0.0%	0.0%	0.0%	0.0%	0.0%	0.0%	0.0%
Clay County	5.3%	0.0%	0.0%	0.0%	0.0%	0.0%	0.0%	33.3%	0.0%	0.0%
17 of MN 18 Counties Service Area (Not Clay County)	0.0%	0.0%	0.0%	0.0%	0.0%	0.0%	0.0%	0.0%	0.0%	0.0%
MN Non Service Area	5.3%	0.0%	0.0%	0.0%	0.0%	0.0%	0.0%	0.0%	100.0%	0.0%
Non-ND, Non-MN States	10.5%	0.0%	0.0%	0.0%	0.0%	0.0%	0.0%	0.0%	0.0%	0.0%
Non-Res Alien (International)	36.8%	0.0%	0.0%	0.0%	0.0%	0.0%	0.0%	66.7%	0.0%	0.0%
Total	100.0%	0.0%	0.0%	0.0%	0.0%	0.0%	0.0%	100.0%	100.0%	0.0%
Total Students	19	0	0	0	0	0	0	3	1	0
Percentage of Total Students	42.2%	0.0%	0.0%	0.0%	0.0%	0.0%	0.0%	5.5%	2.1%	0.0%

Note: Official Fall 4th Week Enrollment Census Data and residency means native ('home address') residency, i.e., NOT 'tuition' residency.

North Dakota State University
College of Agriculture, Food Systems, and Natural Resources
Interdisciplinary Enrollment Percentage

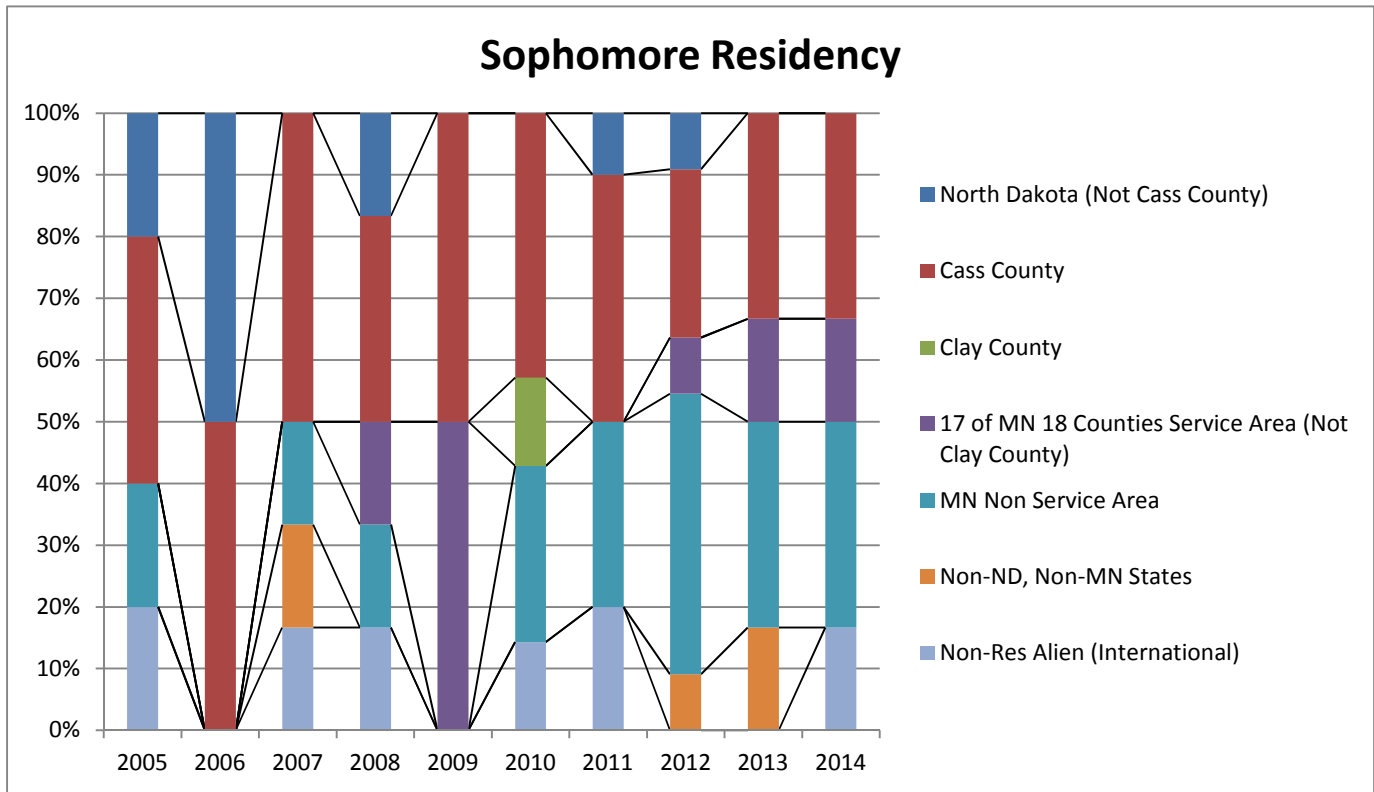


Interdisciplinary Freshmen

	2005	2006	2007	2008	2009	2010	2011	2012	2013	2014
North Dakota (Not Cass County)	100.0%	33.3%	0.0%	50.0%	0.0%	8.3%	12.5%	28.6%	12.5%	0.0%
Cass County	0.0%	66.7%	0.0%	16.7%	20.0%	8.3%	25.0%	14.3%	0.0%	0.0%
Clay County	0.0%	0.0%	0.0%	0.0%	0.0%	0.0%	0.0%	0.0%	0.0%	0.0%
17 of MN 18 Counties Service Area (Not Clay County)	0.0%	0.0%	0.0%	0.0%	0.0%	0.0%	25.0%	14.3%	12.5%	0.0%
MN Non Service Area	0.0%	0.0%	100.0%	16.7%	30.0%	0.0%	12.5%	14.3%	50.0%	60.0%
Non-ND, Non-MN States	0.0%	0.0%	0.0%	0.0%	0.0%	0.0%	12.5%	0.0%	12.5%	10.0%
Non-Res Alien (International)	0.0%	0.0%	0.0%	16.7%	50.0%	83.3%	12.5%	28.6%	12.5%	30.0%
Total	100.0%	100.0%	100.0%	100.0%	100.0%	100.0%	100.0%	100.0%	100.0%	100.0%
Total Students	3	3	1	6	10	12	8	7	8	10
Percentage of Total UG Students	11.5%	7.7%	3.4%	20.0%	18.9%	19.4%	13.6%	13.5%	17.4%	21.7%

Note: Official Fall 4th Week Enrollment Census Data and residency means native ('home address') residency, i.e., NOT 'tuition' residency.

**North Dakota State University
College of Agriculture, Food Systems, and Natural Resources
Interdisciplinary Enrollment Percentage**



Interdisciplinary Sophomore

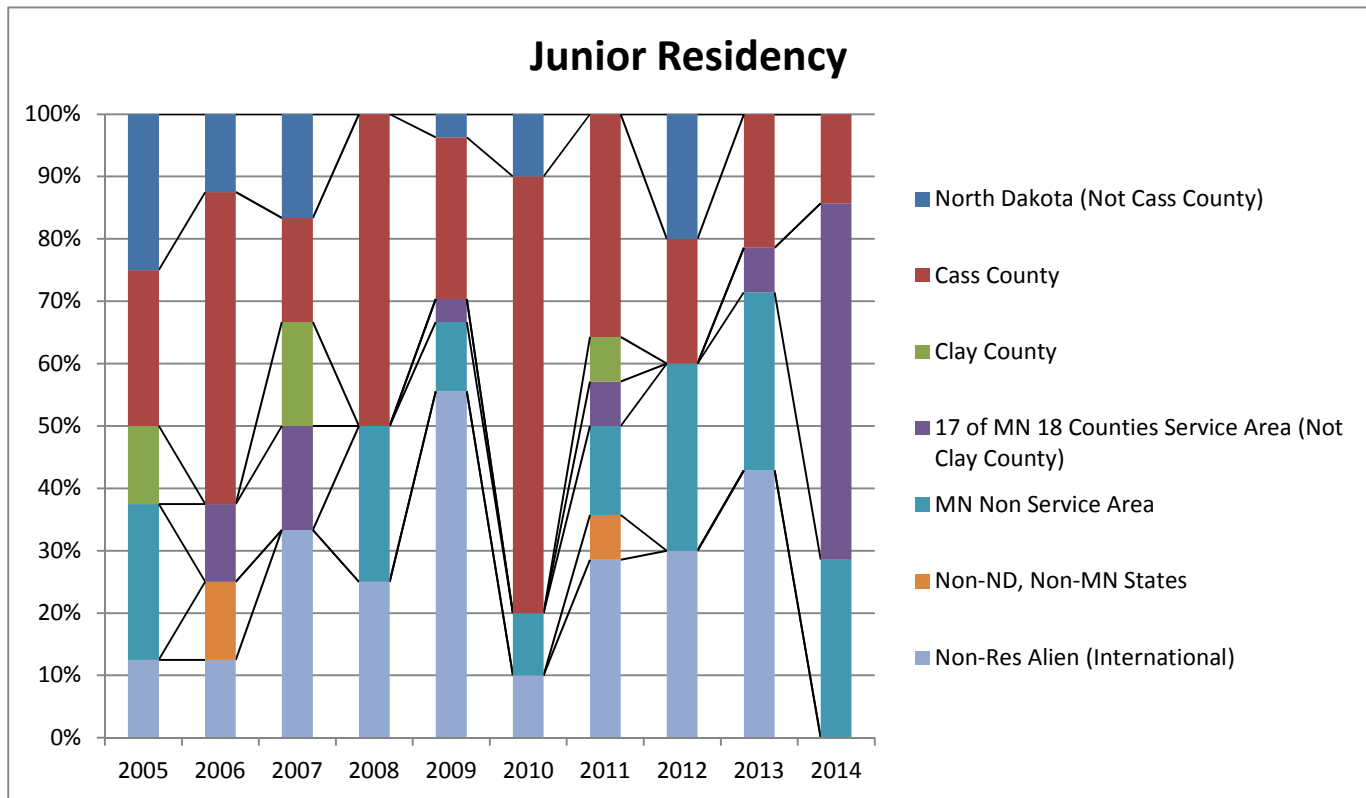
	2005	2006	2007	2008	2009	2010	2011	2012	2013	2014
North Dakota (Not Cass County)	20.0%	50.0%	0.0%	16.7%	0.0%	0.0%	10.0%	9.1%	0.0%	0.0%
Cass County	40.0%	50.0%	50.0%	33.3%	50.0%	42.9%	40.0%	27.3%	33.3%	33.3%
Clay County	0.0%	0.0%	0.0%	0.0%	0.0%	14.3%	0.0%	0.0%	0.0%	0.0%
17 of MN 18 Counties Service Area (Not Clay County)	0.0%	0.0%	0.0%	16.7%	50.0%	0.0%	0.0%	9.1%	16.7%	16.7%
MN Non Service Area	20.0%	0.0%	16.7%	16.7%	0.0%	28.6%	30.0%	45.5%	33.3%	33.3%
Non-ND, Non-MN States	0.0%	0.0%	16.7%	0.0%	0.0%	0.0%	0.0%	9.1%	16.7%	0.0%
Non-Res Alien (International)	20.0%	0.0%	16.7%	16.7%	0.0%	14.3%	20.0%	0.0%	0.0%	16.7%
Total	100.0%	100.0%	100.0%	100.0%	100.0%	100.0%	100.0%	100.0%	100.0%	100.0%

Total Students 5 4 6 6 2 7 10 11 6 6

Percentage of Total UG Students 19.2% 10.3% 20.7% 20.0% 3.8% 11.3% 16.9% 21.2% 13.0% 13.0%

Note: Official Fall 4th Week Enrollment Census Data and residency means native ('home address') residency, i.e., NOT 'tuition' residency.

North Dakota State University
College of Agriculture, Food Systems, and Natural Resources
Interdisciplinary Enrollment Percentage



Interdisciplinary Junior

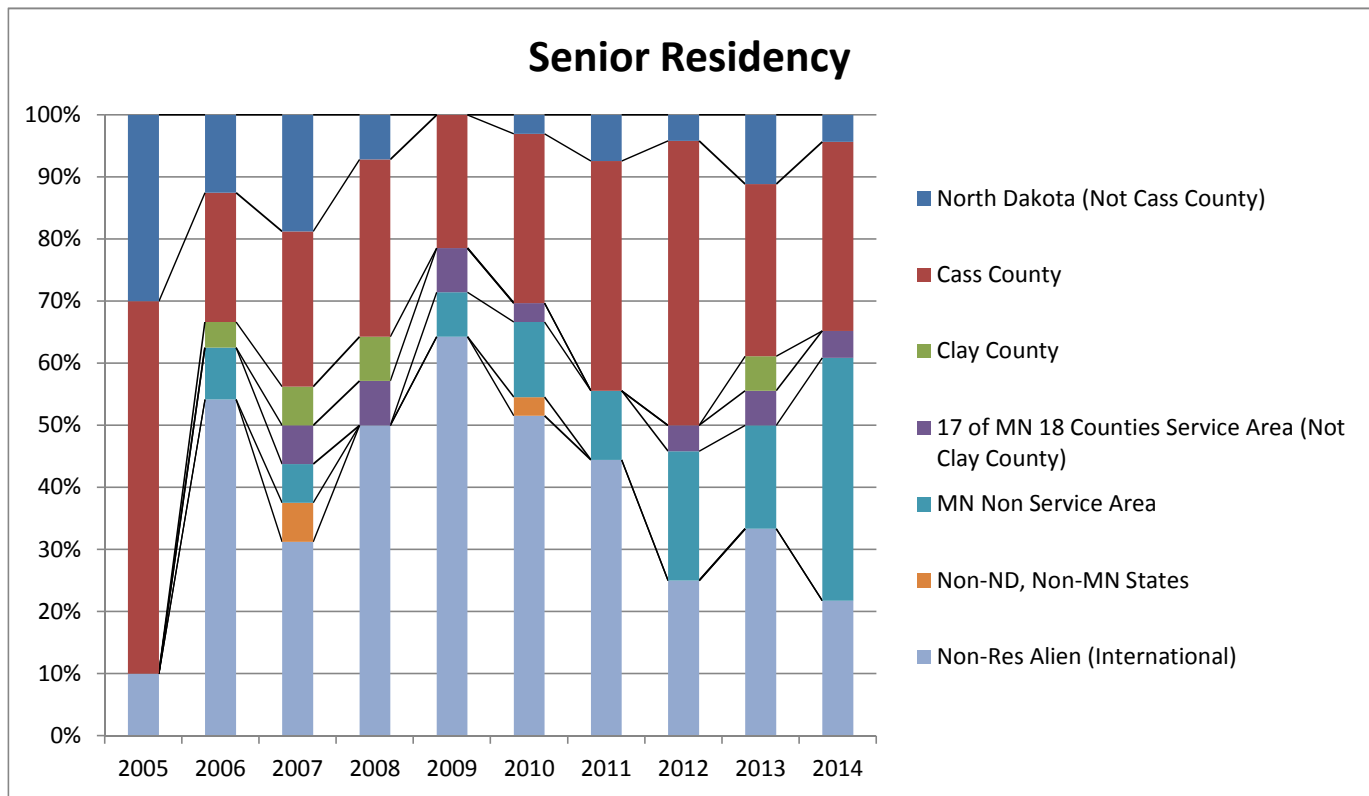
	2005	2006	2007	2008	2009	2010	2011	2012	2013	2014
North Dakota (Not Cass County)	25.0%	12.5%	16.7%	0.0%	3.7%	10.0%	0.0%	20.0%	0.0%	0.0%
Cass County	25.0%	50.0%	16.7%	50.0%	25.9%	70.0%	35.7%	20.0%	21.4%	14.3%
Clay County	12.5%	0.0%	16.7%	0.0%	0.0%	0.0%	7.1%	0.0%	0.0%	0.0%
17 of MN 18 Counties Service Area (Not Clay County)	0.0%	12.5%	16.7%	0.0%	3.7%	0.0%	7.1%	0.0%	7.1%	57.1%
MN Non Service Area	25.0%	0.0%	0.0%	25.0%	11.1%	10.0%	14.3%	30.0%	28.6%	28.6%
Non-ND, Non-MN States	0.0%	12.5%	0.0%	0.0%	0.0%	0.0%	7.1%	0.0%	0.0%	0.0%
Non-Res Alien (International)	12.5%	12.5%	33.3%	25.0%	55.6%	10.0%	28.6%	30.0%	42.9%	0.0%
Total	100.0%	100.0%	100.0%	100.0%	100.0%	100.0%	100.0%	100.0%	100.0%	100.0%

Total Students 8 8 6 4 27 10 14 10 14 7

Percentage of Total UG Students 30.8% 20.5% 20.7% 13.3% 50.9% 16.1% 23.7% 19.2% 30.4% 15.2%

Note: Official Fall 4th Week Enrollment Census Data and residency means native ('home address') residency, i.e., NOT 'tuition' residency.

**North Dakota State University
College of Agriculture, Food Systems, and Natural Resources
Interdisciplinary Enrollment Percentage**



Interdisciplinary Senior

	2005	2006	2007	2008	2009	2010	2011	2012	2013	2014
North Dakota (Not Cass County)	30.0%	12.5%	18.8%	7.1%	0.0%	3.0%	7.4%	4.2%	11.1%	4.3%
Cass County	60.0%	20.8%	25.0%	28.6%	21.4%	27.3%	37.0%	45.8%	27.8%	30.4%
Clay County	0.0%	4.2%	6.3%	7.1%	0.0%	0.0%	0.0%	0.0%	5.6%	0.0%
17 of MN 18 Counties Service Area (Not Clay County)	0.0%	0.0%	6.3%	7.1%	7.1%	3.0%	0.0%	4.2%	5.6%	4.3%
MN Non Service Area	0.0%	8.3%	6.3%	0.0%	7.1%	12.1%	11.1%	20.8%	16.7%	39.1%
Non-ND, Non-MN States	0.0%	0.0%	6.3%	0.0%	0.0%	3.0%	0.0%	0.0%	0.0%	0.0%
Non-Res Alien (International)	10.0%	54.2%	31.3%	50.0%	64.3%	51.5%	44.4%	25.0%	33.3%	21.7%
Total	100.0%	100.0%	100.0%	100.0%	100.0%	100.0%	100.0%	100.0%	100.0%	100.0%
Total Students	10	24	16	14	14	33	27	24	18	23
Percentage of Total UG Students	38.5%	61.5%	55.2%	46.7%	26.4%	53.2%	45.8%	46.2%	39.1%	50.0%

Note: Official Fall 4th Week Enrollment Census Data and residency means native ('home address') residency, i.e., NOT 'tuition' residency.