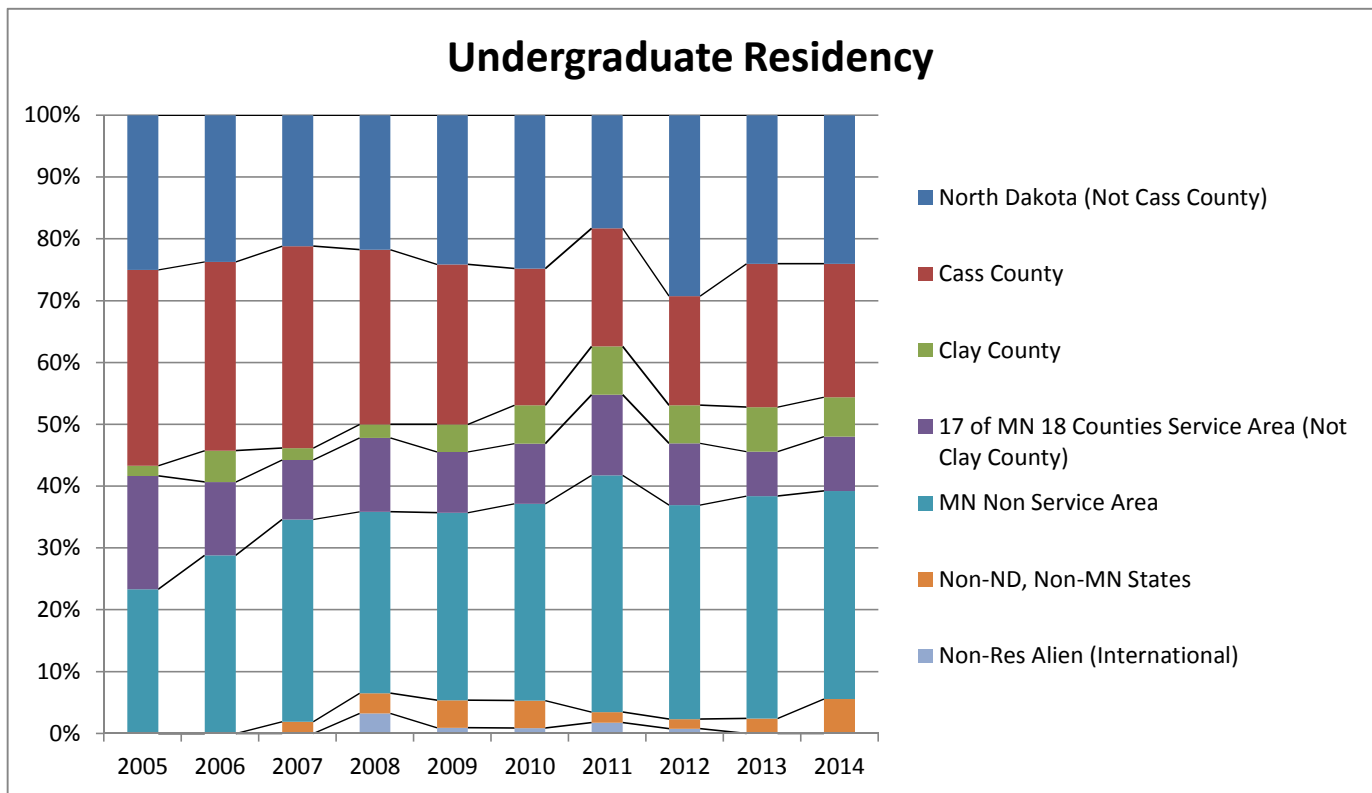


North Dakota State University
College of Agriculture, Food Systems, and Natural Resources
Natural Resources Management Enrollment Percentage

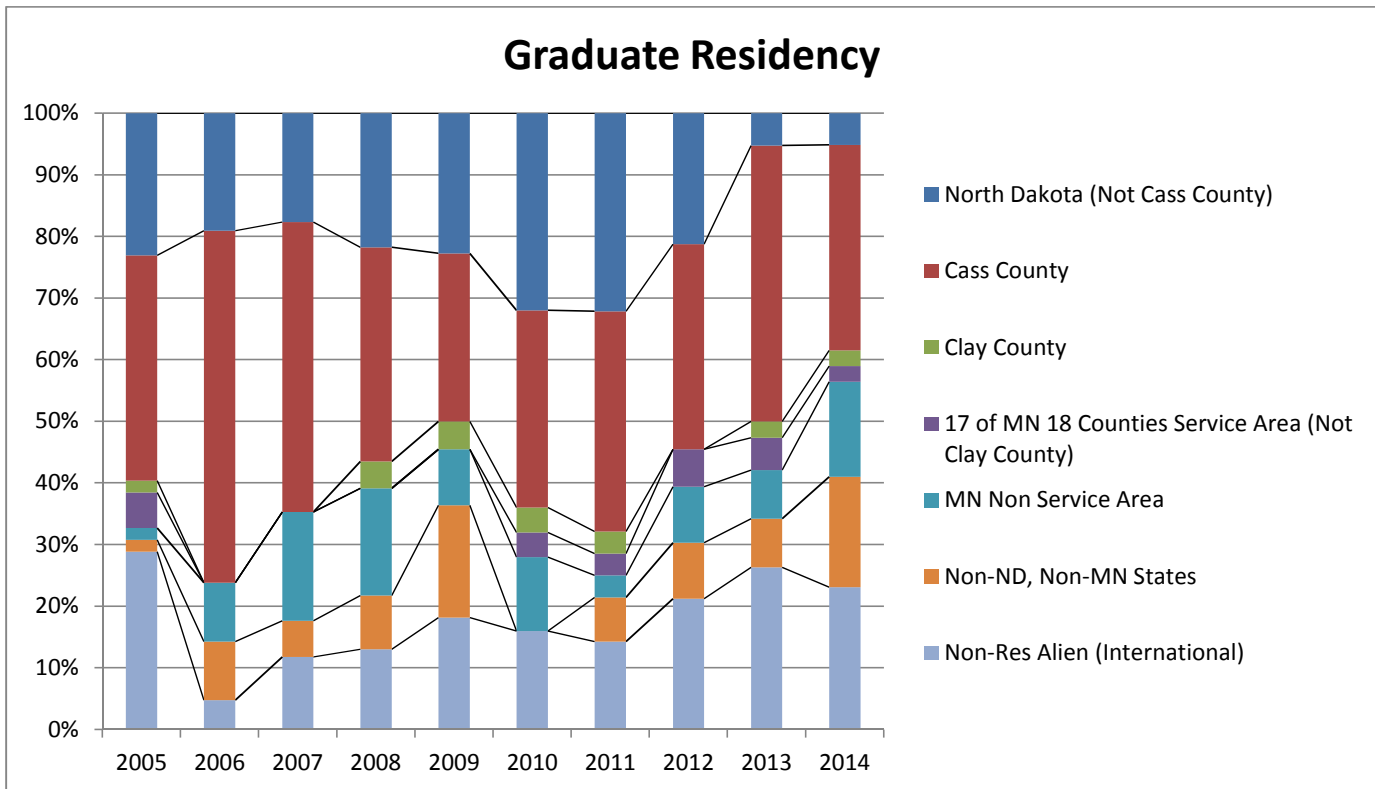


Natural Resources Management Undergraduate

	2005	2006	2007	2008	2009	2010	2011	2012	2013	2014
North Dakota (Not Cass County)	25.0%	23.7%	21.2%	21.7%	24.1%	24.8%	18.3%	29.2%	24.0%	24.0%
Cass County	31.7%	30.5%	32.7%	28.3%	25.9%	22.1%	19.1%	17.7%	23.2%	21.6%
Clay County	1.7%	5.1%	1.9%	2.2%	4.5%	6.2%	7.8%	6.2%	7.2%	6.4%
17 of MN 18 Counties Service Area (Not Clay County)	18.3%	11.9%	9.6%	12.0%	9.8%	9.7%	13.0%	10.0%	7.2%	8.8%
MN Non Service Area	23.3%	28.8%	32.7%	29.3%	30.4%	31.9%	38.3%	34.6%	36.0%	33.6%
Non-ND, Non-MN States	0.0%	0.0%	1.9%	3.3%	4.5%	4.4%	1.7%	1.5%	2.4%	5.6%
Non-Res Alien (International)	0.0%	0.0%	0.0%	3.3%	0.9%	0.9%	1.7%	0.8%	0.0%	0.0%
Total	100.0%	100.0%	100.0%	100.0%	100.0%	100.0%	100.0%	100.0%	100.0%	100.0%
Total Students	60	59	52	92	112	113	115	130	125	125
Percentage of Total Students	53.6%	73.8%	75.4%	80.0%	83.6%	81.9%	80.4%	79.8%	76.7%	76.2%

Note: Official Fall 4th Week Enrollment Census Data and residency means native ('home address') residency, i.e., NOT 'tuition' residency.

North Dakota State University
College of Agriculture, Food Systems, and Natural Resources
Natural Resources Management Enrollment Percentage

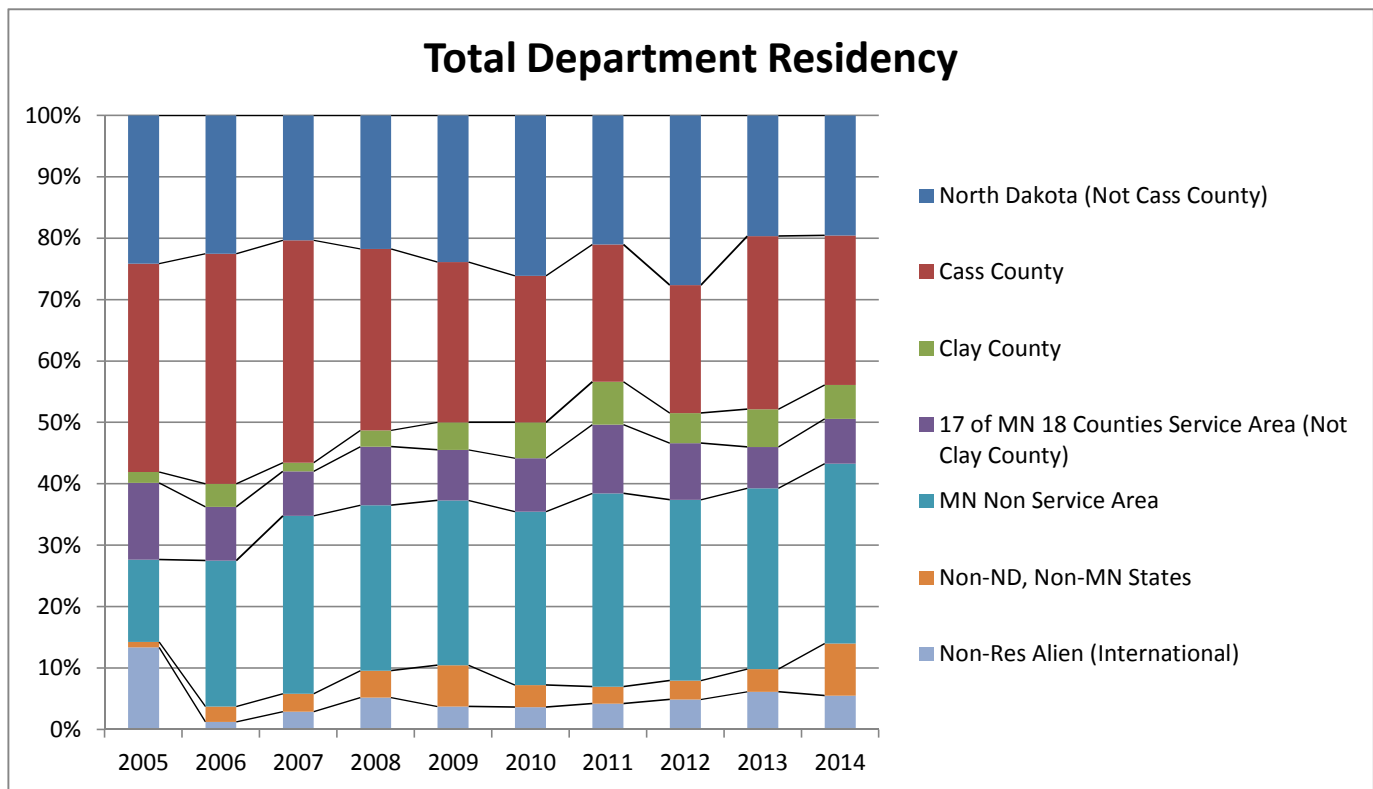


Natural Resources Management Graduate

	2005	2006	2007	2008	2009	2010	2011	2012	2013	2014
North Dakota (Not Cass County)	23.1%	19.0%	17.6%	21.7%	22.7%	32.0%	32.1%	21.2%	5.3%	5.1%
Cass County	36.5%	57.1%	47.1%	34.8%	27.3%	32.0%	35.7%	33.3%	44.7%	33.3%
Clay County	1.9%	0.0%	0.0%	4.3%	4.5%	4.0%	3.6%	0.0%	2.6%	2.6%
17 of MN 18 Counties Service Area (Not Clay County)	5.8%	0.0%	0.0%	0.0%	0.0%	4.0%	3.6%	6.1%	5.3%	2.6%
MN Non Service Area	1.9%	9.5%	17.6%	17.4%	9.1%	12.0%	3.6%	9.1%	7.9%	15.4%
Non-ND, Non-MN States	1.9%	9.5%	5.9%	8.7%	18.2%	0.0%	7.1%	9.1%	7.9%	17.9%
Non-Res Alien (International)	28.8%	4.8%	11.8%	13.0%	18.2%	16.0%	14.3%	21.2%	26.3%	23.1%
Total	100.0%	100.0%	100.0%	100.0%	100.0%	100.0%	100.0%	100.0%	100.0%	100.0%
Total Students	52	21	17	23	22	25	28	33	38	39
Percentage of Total Students	46.4%	26.3%	24.6%	20.0%	16.4%	18.1%	19.6%	20.2%	23.3%	23.8%

Note: Official Fall 4th Week Enrollment Census Data and residency means native ('home address') residency, i.e., NOT 'tuition' residency.

North Dakota State University
College of Agriculture, Food Systems, and Natural Resources
Natural Resources Management Enrollment Percentage

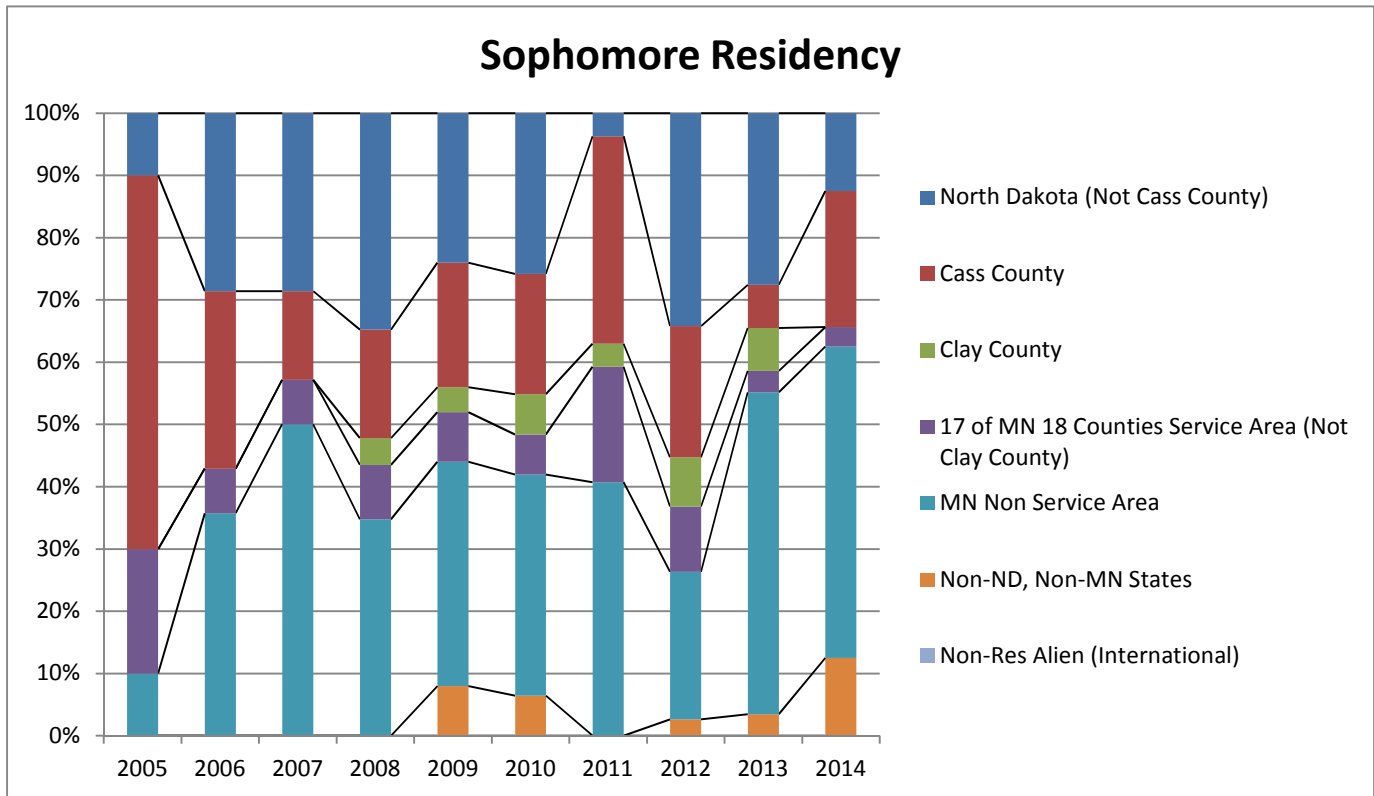


Natural Resources Management

	2005	2006	2007	2008	2009	2010	2011	2012	2013	2014
North Dakota (Not Cass County)	24.1%	22.5%	20.3%	21.7%	23.9%	26.1%	21.0%	27.6%	19.6%	19.5%
Cass County	33.9%	37.5%	36.2%	29.6%	26.1%	23.9%	22.4%	20.9%	28.2%	24.4%
Clay County	1.8%	3.8%	1.4%	2.6%	4.5%	5.8%	7.0%	4.9%	6.1%	5.5%
17 of MN 18 Counties Service Area (Not Clay County)	12.5%	8.8%	7.2%	9.6%	8.2%	8.7%	11.2%	9.2%	6.7%	7.3%
MN Non Service Area	13.4%	23.8%	29.0%	27.0%	26.9%	28.3%	31.5%	29.4%	29.4%	29.3%
Non-ND, Non-MN States	0.9%	2.5%	2.9%	4.3%	6.7%	3.6%	2.8%	3.1%	3.7%	8.5%
Non-Res Alien (International)	13.4%	1.3%	2.9%	5.2%	3.7%	3.6%	4.2%	4.9%	6.1%	5.5%
Total	100.0%	100.0%	100.0%	100.0%	100.0%	100.0%	100.0%	100.0%	100.0%	100.0%
Total Students	112	80	69	115	134	138	143	163	163	164
Percentage of Total Students	100.0%	100.0%	100.0%	100.0%	100.0%	100.0%	100.0%	100.0%	100.0%	100.0%

Note: Official Fall 4th Week Enrollment Census Data and residency means native ('home address') residency, i.e., NOT 'tuition' residency.

North Dakota State University
College of Agriculture, Food Systems, and Natural Resources
Natural Resources Management Enrollment Percentage



Natural Resources Management Sophomore

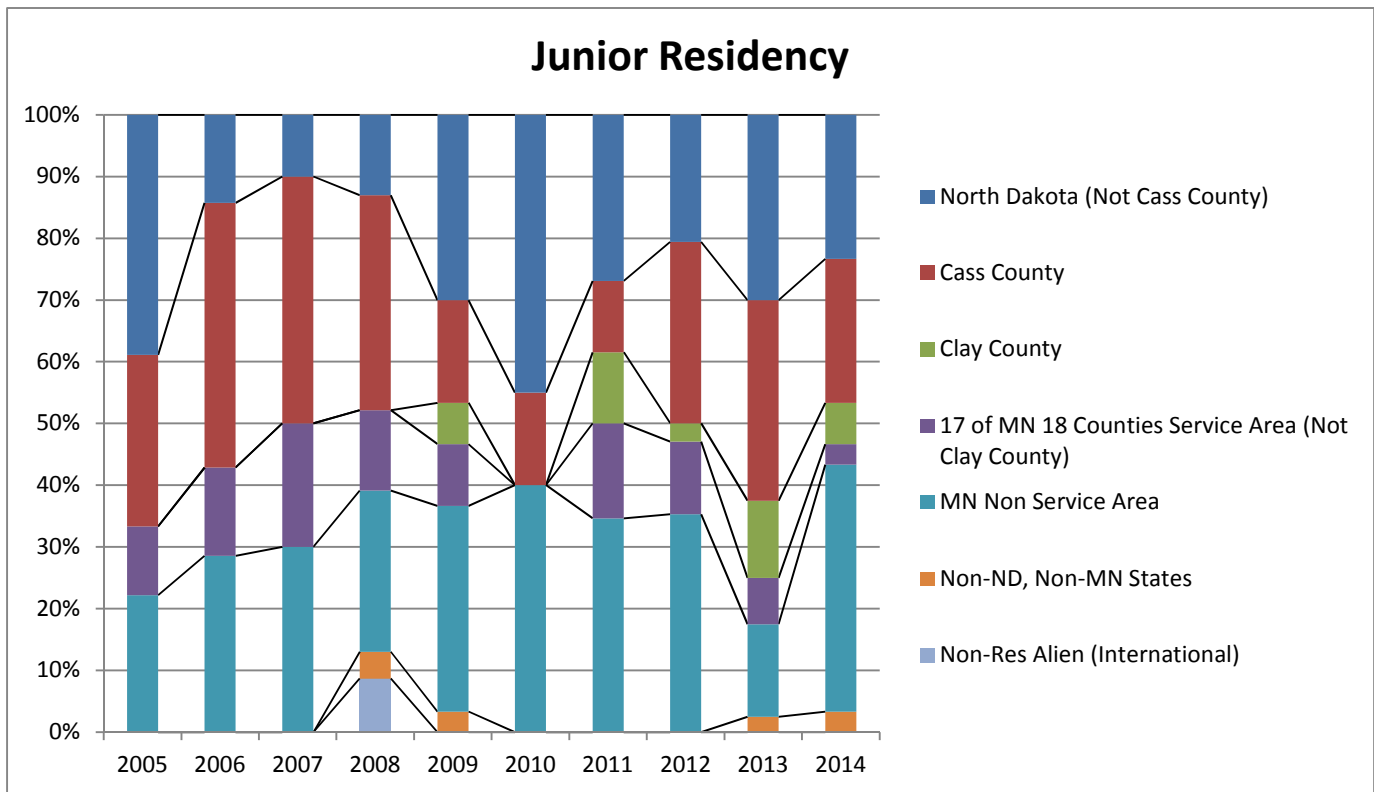
	2005	2006	2007	2008	2009	2010	2011	2012	2013	2014
North Dakota (Not Cass County)	10.0%	28.6%	28.6%	34.8%	24.0%	25.8%	3.7%	34.2%	27.6%	12.5%
Cass County	60.0%	28.6%	14.3%	17.4%	20.0%	19.4%	33.3%	21.1%	6.9%	21.9%
Clay County	0.0%	0.0%	0.0%	4.3%	4.0%	6.5%	3.7%	7.9%	6.9%	0.0%
17 of MN 18 Counties Service Area (Not Clay County)	20.0%	7.1%	7.1%	8.7%	8.0%	6.5%	18.5%	10.5%	3.4%	3.1%
MN Non Service Area	10.0%	35.7%	50.0%	34.8%	36.0%	35.5%	40.7%	23.7%	51.7%	50.0%
Non-ND, Non-MN States	0.0%	0.0%	0.0%	0.0%	8.0%	6.5%	0.0%	2.6%	3.4%	12.5%
Non-Res Alien (International)	0.0%	0.0%	0.0%	0.0%	0.0%	0.0%	0.0%	0.0%	0.0%	0.0%
Total	100.0%	100.0%	100.0%	100.0%	100.0%	100.0%	100.0%	100.0%	100.0%	100.0%

Total Students 10 14 14 23 25 31 27 38 29 32

Percentage of Total UG Students 16.7% 23.7% 26.9% 25.0% 22.3% 27.4% 23.5% 29.2% 23.2% 25.6%

Note: Official Fall 4th Week Enrollment Census Data and residency means native ('home address') residency, i.e., NOT 'tuition' residency.

North Dakota State University
College of Agriculture, Food Systems, and Natural Resources
Natural Resources Management Enrollment Percentage

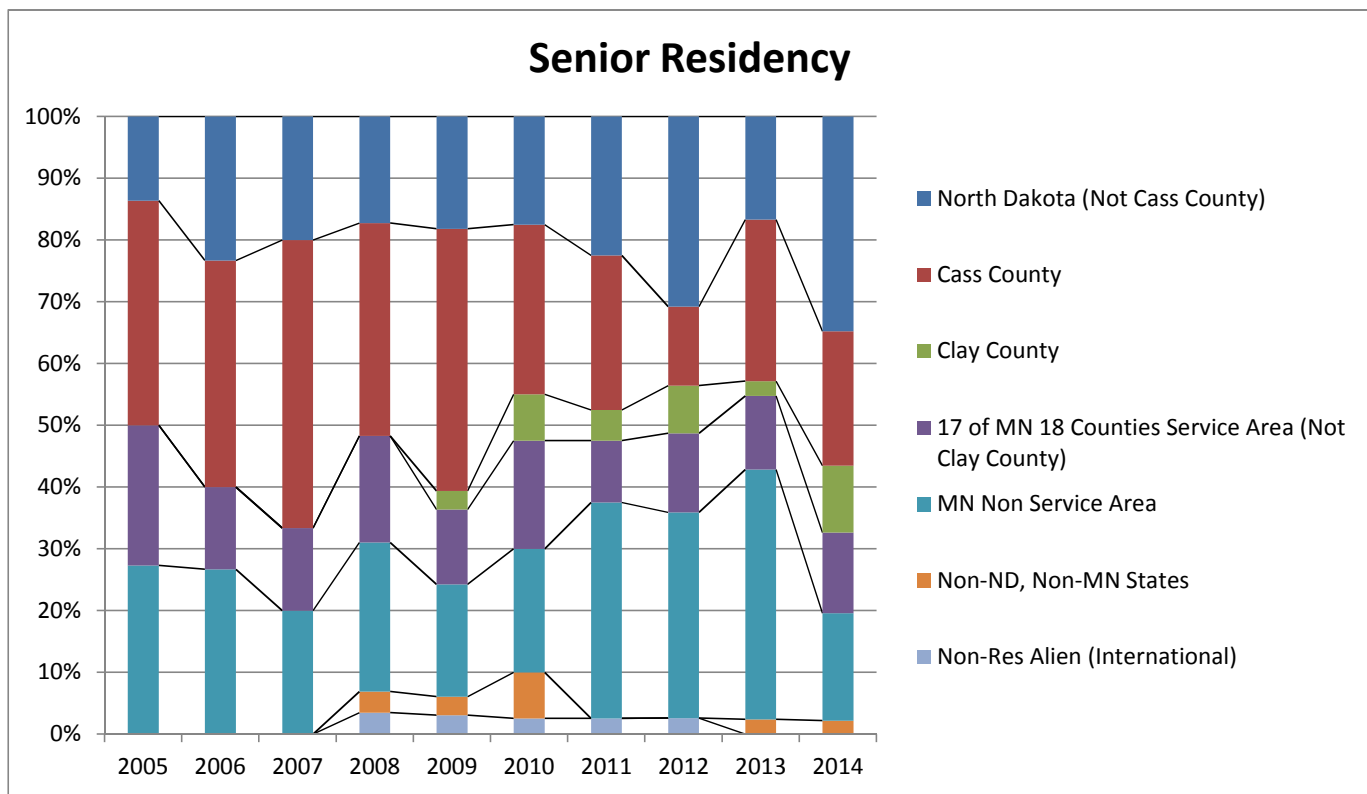


Natural Resources Management Junior

	2005	2006	2007	2008	2009	2010	2011	2012	2013	2014
North Dakota (Not Cass County)	38.9%	14.3%	10.0%	13.0%	30.0%	45.0%	26.9%	20.6%	30.0%	23.3%
Cass County	27.8%	42.9%	40.0%	34.8%	16.7%	15.0%	11.5%	29.4%	32.5%	23.3%
Clay County	0.0%	0.0%	0.0%	0.0%	6.7%	0.0%	11.5%	2.9%	12.5%	6.7%
17 of MN 18 Counties Service Area (Not Clay County)	11.1%	14.3%	20.0%	13.0%	10.0%	0.0%	15.4%	11.8%	7.5%	3.3%
MN Non Service Area	22.2%	28.6%	30.0%	26.1%	33.3%	40.0%	34.6%	35.3%	15.0%	40.0%
Non-ND, Non-MN States	0.0%	0.0%	0.0%	4.3%	3.3%	0.0%	0.0%	0.0%	2.5%	3.3%
Non-Res Alien (International)	0.0%	0.0%	0.0%	8.7%	0.0%	0.0%	0.0%	0.0%	0.0%	0.0%
Total	100.0%	100.0%	100.0%	100.0%	100.0%	100.0%	100.0%	100.0%	100.0%	100.0%
Total Students	18	7	10	23	30	20	26	34	40	30
Percentage of Total UG Students	30.0%	11.9%	19.2%	25.0%	26.8%	17.7%	22.6%	26.2%	32.0%	24.0%

Note: Official Fall 4th Week Enrollment Census Data and residency means native ('home address') residency, i.e., NOT 'tuition' residency.

North Dakota State University
College of Agriculture, Food Systems, and Natural Resources
Natural Resources Management Enrollment Percentage



Natural Resources Management Senior

	2005	2006	2007	2008	2009	2010	2011	2012	2013	2014
North Dakota (Not Cass County)	13.6%	23.3%	20.0%	17.2%	18.2%	17.5%	22.5%	30.8%	16.7%	34.8%
Cass County	36.4%	36.7%	46.7%	34.5%	42.4%	27.5%	25.0%	12.8%	26.2%	21.7%
Clay County	0.0%	0.0%	0.0%	0.0%	3.0%	7.5%	5.0%	7.7%	2.4%	10.9%
17 of MN 18 Counties Service Area (Not Clay County)	22.7%	13.3%	13.3%	17.2%	12.1%	17.5%	10.0%	12.8%	11.9%	13.0%
MN Non Service Area	27.3%	26.7%	20.0%	24.1%	18.2%	20.0%	35.0%	33.3%	40.5%	17.4%
Non-ND, Non-MN States	0.0%	0.0%	0.0%	3.4%	3.0%	7.5%	0.0%	0.0%	2.4%	2.2%
Non-Res Alien (International)	0.0%	0.0%	0.0%	3.4%	3.0%	2.5%	2.5%	2.6%	0.0%	0.0%
Total	100.0%	100.0%	100.0%	100.0%	100.0%	100.0%	100.0%	100.0%	100.0%	100.0%

Total Students 22 30 15 29 33 40 40 39 42 46

Percentage of Total UG Students 36.7% 50.8% 28.8% 31.5% 29.5% 35.4% 34.8% 30.0% 33.6% 36.8%

Note: Official Fall 4th Week Enrollment Census Data and residency means native ('home address') residency, i.e., NOT 'tuition' residency.