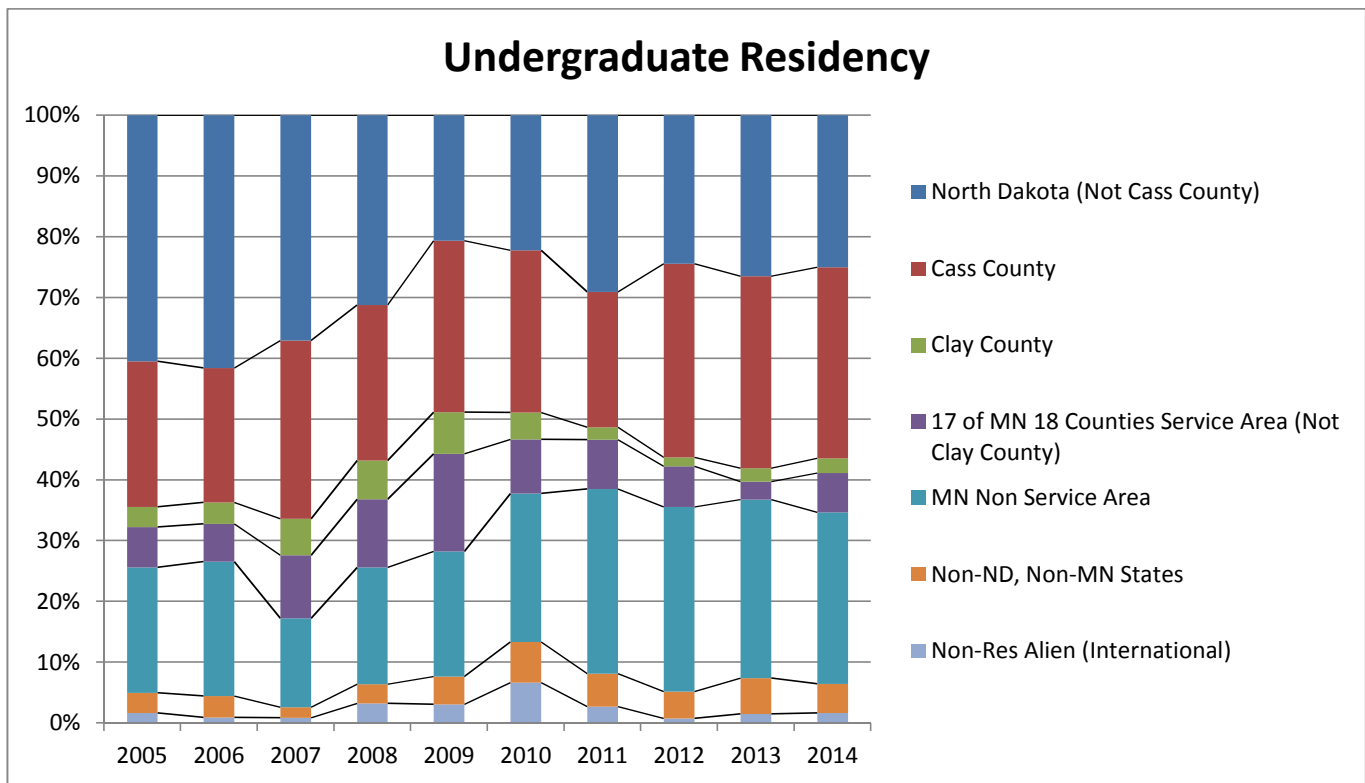


**North Dakota State University**  
**College of Agriculture, Food Systems, and Natural Resources**  
**Veterinary and Microbiological Sciences Enrollment Percentage**

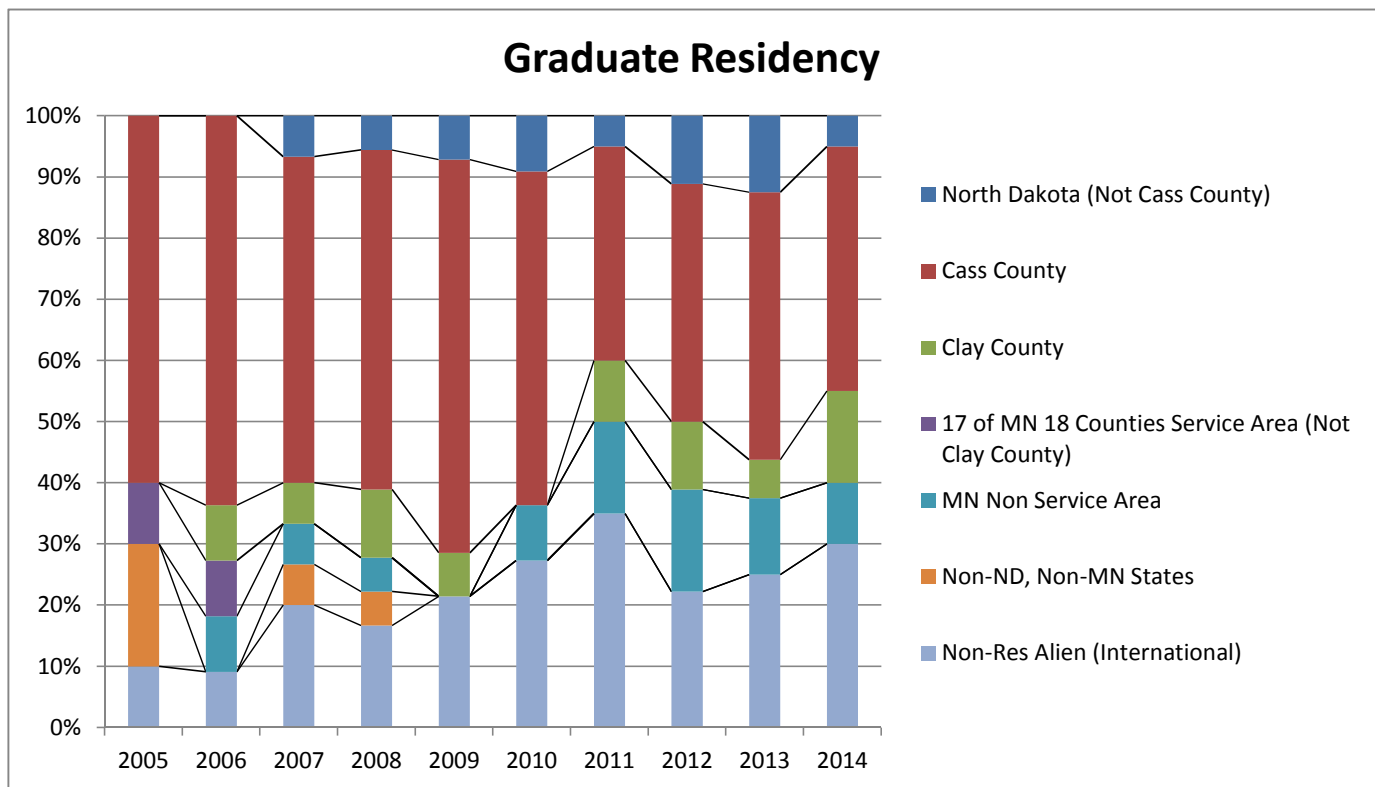


**Veterinary and Microbiological Sciences Undergraduate**

	2005	2006	2007	2008	2009	2010	2011	2012	2013	2014
North Dakota (Not Cass County)	40.5%	41.6%	37.1%	31.2%	20.6%	22.2%	29.1%	24.4%	26.5%	25.0%
Cass County	24.0%	22.1%	29.3%	25.6%	28.2%	26.7%	22.3%	31.9%	31.6%	31.5%
Clay County	3.3%	3.5%	6.0%	6.4%	6.9%	4.4%	2.0%	1.5%	2.2%	2.4%
17 of MN 18 Counties Service Area (Not Clay County)	6.6%	6.2%	10.3%	11.2%	16.0%	8.9%	8.1%	6.7%	2.9%	6.5%
MN Non Service Area	20.7%	22.1%	14.7%	19.2%	20.6%	24.4%	30.4%	30.4%	29.4%	28.2%
Non-ND, Non-MN States	3.3%	3.5%	1.7%	3.2%	4.6%	6.7%	5.4%	4.4%	5.9%	4.8%
Non-Res Alien (International)	1.7%	0.9%	0.9%	3.2%	3.1%	6.7%	2.7%	0.7%	1.5%	1.6%
<b>Total</b>	<b>100.0%</b>	<b>100.0%</b>	<b>100.0%</b>	<b>100.0%</b>	<b>100.0%</b>	<b>100.0%</b>	<b>100.0%</b>	<b>100.0%</b>	<b>100.0%</b>	<b>100.0%</b>
<b>Total Students</b>	<b>121</b>	<b>113</b>	<b>116</b>	<b>125</b>	<b>131</b>	<b>135</b>	<b>148</b>	<b>135</b>	<b>136</b>	<b>124</b>
<b>Percentage of Total Students</b>	<b>92.4%</b>	<b>91.1%</b>	<b>88.5%</b>	<b>87.4%</b>	<b>90.3%</b>	<b>92.5%</b>	<b>88.1%</b>	<b>88.2%</b>	<b>89.5%</b>	<b>86.1%</b>

*Note: Official Fall 4th Week Enrollment Census Data and residency means native ('home address') residency, i.e., NOT 'tuition' residency.*

**North Dakota State University**  
**College of Agriculture, Food Systems, and Natural Resources**  
**Veterinary and Microbiological Sciences Enrollment Percentage**

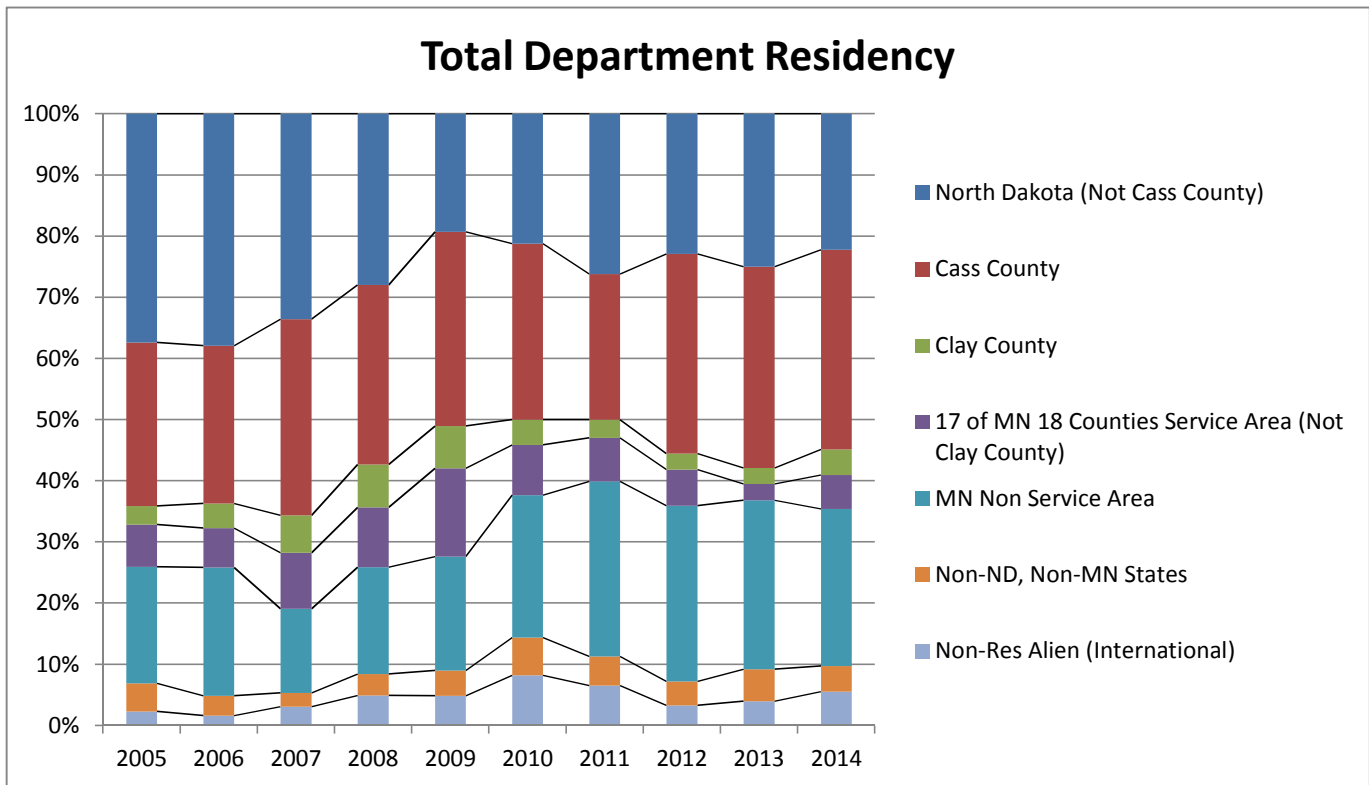


**Veterinary and Microbiological Sciences Graduate**

	2005	2006	2007	2008	2009	2010	2011	2012	2013	2014
North Dakota (Not Cass County)	0.0%	0.0%	6.7%	5.6%	7.1%	9.1%	5.0%	11.1%	12.5%	5.0%
Cass County	60.0%	63.6%	53.3%	55.6%	64.3%	54.5%	35.0%	38.9%	43.8%	40.0%
Clay County	0.0%	9.1%	6.7%	11.1%	7.1%	0.0%	10.0%	11.1%	6.3%	15.0%
17 of MN 18 Counties Service Area (Not Clay County)	10.0%	9.1%	0.0%	0.0%	0.0%	0.0%	0.0%	0.0%	0.0%	0.0%
MN Non Service Area	0.0%	9.1%	6.7%	5.6%	0.0%	9.1%	15.0%	16.7%	12.5%	10.0%
Non-ND, Non-MN States	20.0%	0.0%	6.7%	5.6%	0.0%	0.0%	0.0%	0.0%	0.0%	0.0%
Non-Res Alien (International)	10.0%	9.1%	20.0%	16.7%	21.4%	27.3%	35.0%	22.2%	25.0%	30.0%
<b>Total</b>	<b>100.0%</b>	<b>100.0%</b>	<b>100.0%</b>	<b>100.0%</b>	<b>100.0%</b>	<b>100.0%</b>	<b>100.0%</b>	<b>100.0%</b>	<b>100.0%</b>	<b>100.0%</b>
<b>Total Students</b>	<b>10</b>	<b>11</b>	<b>15</b>	<b>18</b>	<b>14</b>	<b>11</b>	<b>20</b>	<b>18</b>	<b>16</b>	<b>20</b>
<b>Percentage of Total Students</b>	<b>7.6%</b>	<b>8.9%</b>	<b>11.5%</b>	<b>12.6%</b>	<b>9.7%</b>	<b>7.5%</b>	<b>11.9%</b>	<b>11.8%</b>	<b>10.5%</b>	<b>13.9%</b>

*Note: Official Fall 4th Week Enrollment Census Data and residency means native ('home address') residency, i.e., NOT 'tuition' residency.*

**North Dakota State University**  
**College of Agriculture, Food Systems, and Natural Resources**  
**Veterinary and Microbiological Sciences Enrollment Percentage**

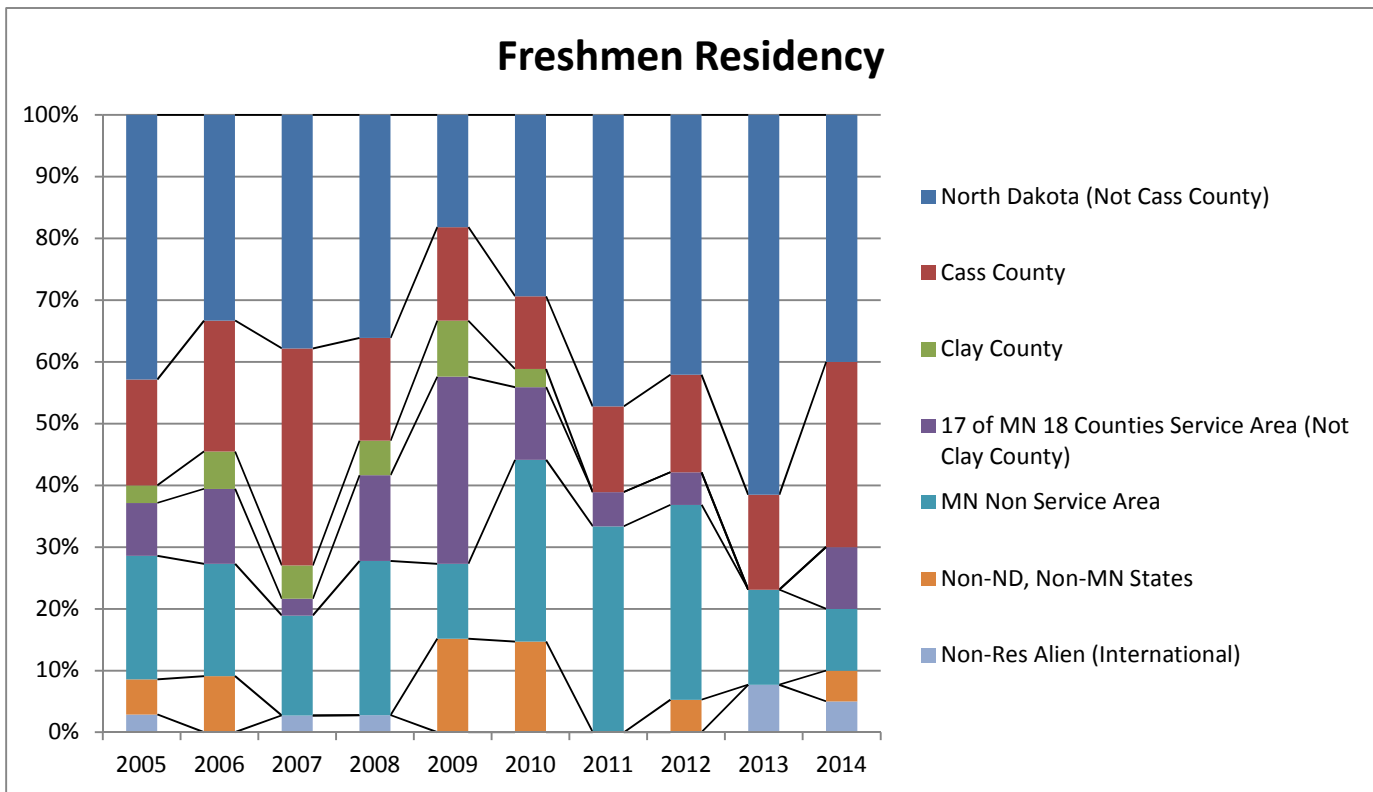


**Veterinary and Microbiological Sciences**

	2005	2006	2007	2008	2009	2010	2011	2012	2013	2014
North Dakota (Not Cass County)	37.4%	37.9%	33.6%	28.0%	19.3%	21.2%	26.2%	22.9%	25.0%	22.2%
Cass County	26.7%	25.8%	32.1%	29.4%	31.7%	28.8%	23.8%	32.7%	32.9%	32.6%
Clay County	3.1%	4.0%	6.1%	7.0%	6.9%	4.1%	3.0%	2.6%	2.6%	4.2%
17 of MN 18 Counties Service Area (Not Clay County)	6.9%	6.5%	9.2%	9.8%	14.5%	8.2%	7.1%	5.9%	2.6%	5.6%
MN Non Service Area	19.1%	21.0%	13.7%	17.5%	18.6%	23.3%	28.6%	28.8%	27.6%	25.7%
Non-ND, Non-MN States	4.6%	3.2%	2.3%	3.5%	4.1%	6.2%	4.8%	3.9%	5.3%	4.2%
Non-Res Alien (International)	2.3%	1.6%	3.1%	4.9%	4.8%	8.2%	6.5%	3.3%	3.9%	5.6%
<b>Total</b>	<b>100.0%</b>	<b>100.0%</b>	<b>100.0%</b>	<b>100.0%</b>	<b>100.0%</b>	<b>100.0%</b>	<b>100.0%</b>	<b>100.0%</b>	<b>100.0%</b>	<b>100.0%</b>
<b>Total Students</b>	<b>131</b>	<b>124</b>	<b>131</b>	<b>143</b>	<b>145</b>	<b>146</b>	<b>168</b>	<b>153</b>	<b>152</b>	<b>144</b>
<b>Percentage of Total Students</b>	<b>100.0%</b>	<b>100.0%</b>	<b>100.0%</b>	<b>100.0%</b>	<b>100.0%</b>	<b>100.0%</b>	<b>100.0%</b>	<b>100.0%</b>	<b>100.0%</b>	<b>100.0%</b>

*Note: Official Fall 4th Week Enrollment Census Data and residency means native ('home address') residency, i.e., NOT 'tuition' residency.*

**North Dakota State University**  
**College of Agriculture, Food Systems, and Natural Resources**  
**Veterinary and Microbiological Sciences Enrollment Percentage**

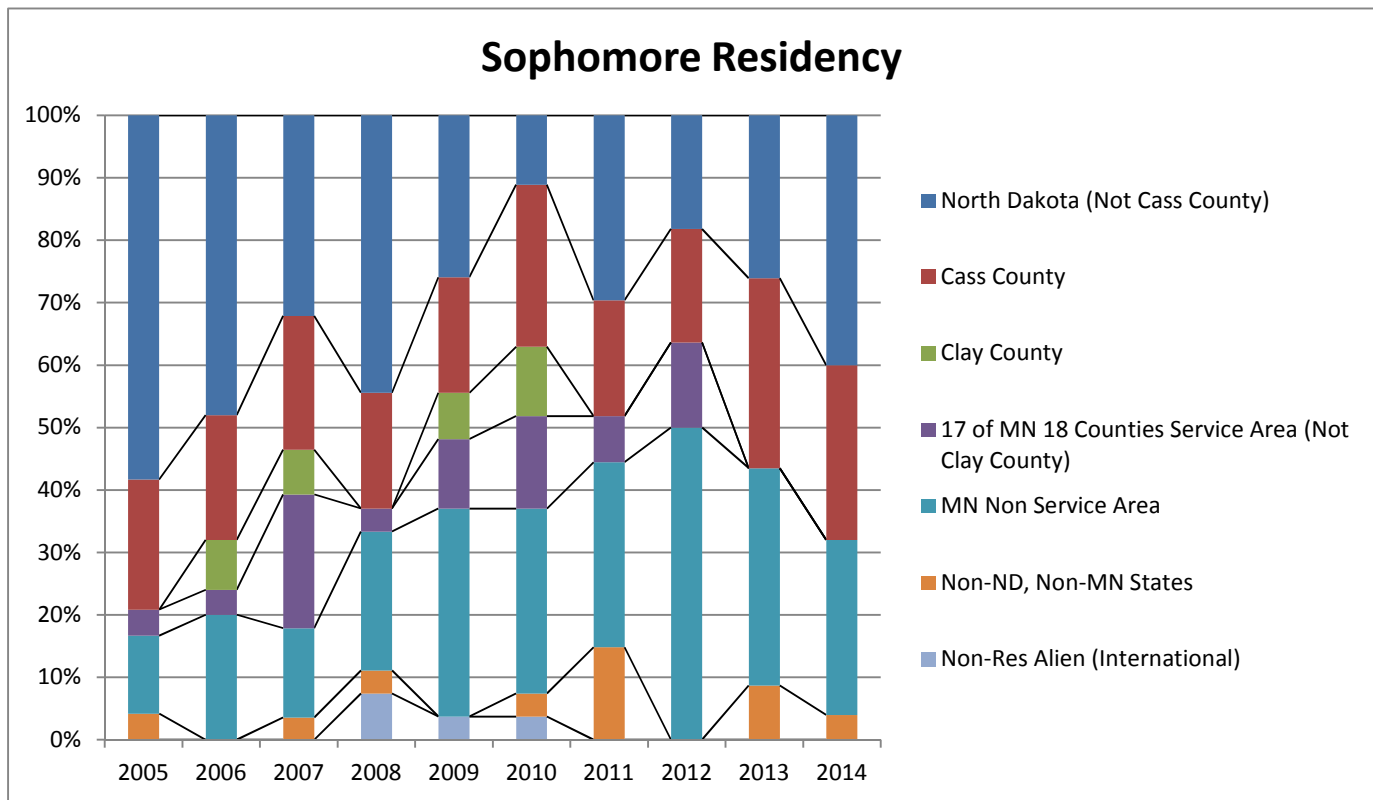


**Veterinary and Microbiological Sciences Freshmen**

	2005	2006	2007	2008	2009	2010	2011	2012	2013	2014
North Dakota (Not Cass County)	42.9%	33.3%	37.8%	36.1%	18.2%	29.4%	47.2%	42.1%	61.5%	40.0%
Cass County	17.1%	21.2%	35.1%	16.7%	15.2%	11.8%	13.9%	15.8%	15.4%	30.0%
Clay County	2.9%	6.1%	5.4%	5.6%	9.1%	2.9%	0.0%	0.0%	0.0%	0.0%
17 of MN 18 Counties Service Area (Not Clay County)	8.6%	12.1%	2.7%	13.9%	30.3%	11.8%	5.6%	5.3%	0.0%	10.0%
MN Non Service Area	20.0%	18.2%	16.2%	25.0%	12.1%	29.4%	33.3%	31.6%	15.4%	10.0%
Non-ND, Non-MN States	5.7%	9.1%	0.0%	0.0%	15.2%	14.7%	0.0%	5.3%	0.0%	5.0%
Non-Res Alien (International)	2.9%	0.0%	2.7%	2.8%	0.0%	0.0%	0.0%	0.0%	7.7%	5.0%
<b>Total</b>	<b>100.0%</b>	<b>100.0%</b>	<b>100.0%</b>	<b>100.0%</b>	<b>100.0%</b>	<b>100.0%</b>	<b>100.0%</b>	<b>100.0%</b>	<b>100.0%</b>	<b>100.0%</b>
<b>Total Students</b>	<b>35</b>	<b>33</b>	<b>37</b>	<b>36</b>	<b>33</b>	<b>34</b>	<b>36</b>	<b>19</b>	<b>26</b>	<b>20</b>
<b>Percentage of Total UG Students</b>	<b>28.9%</b>	<b>29.2%</b>	<b>31.9%</b>	<b>28.8%</b>	<b>25.2%</b>	<b>25.2%</b>	<b>24.3%</b>	<b>14.1%</b>	<b>19.1%</b>	<b>16.1%</b>

*Note: Official Fall 4th Week Enrollment Census Data and residency means native ('home address') residency, i.e., NOT 'tuition' residency.*

**North Dakota State University**  
**College of Agriculture, Food Systems, and Natural Resources**  
**Veterinary and Microbiological Sciences Enrollment Percentage**



**Veterinary and Microbiological Sciences Sophomore**

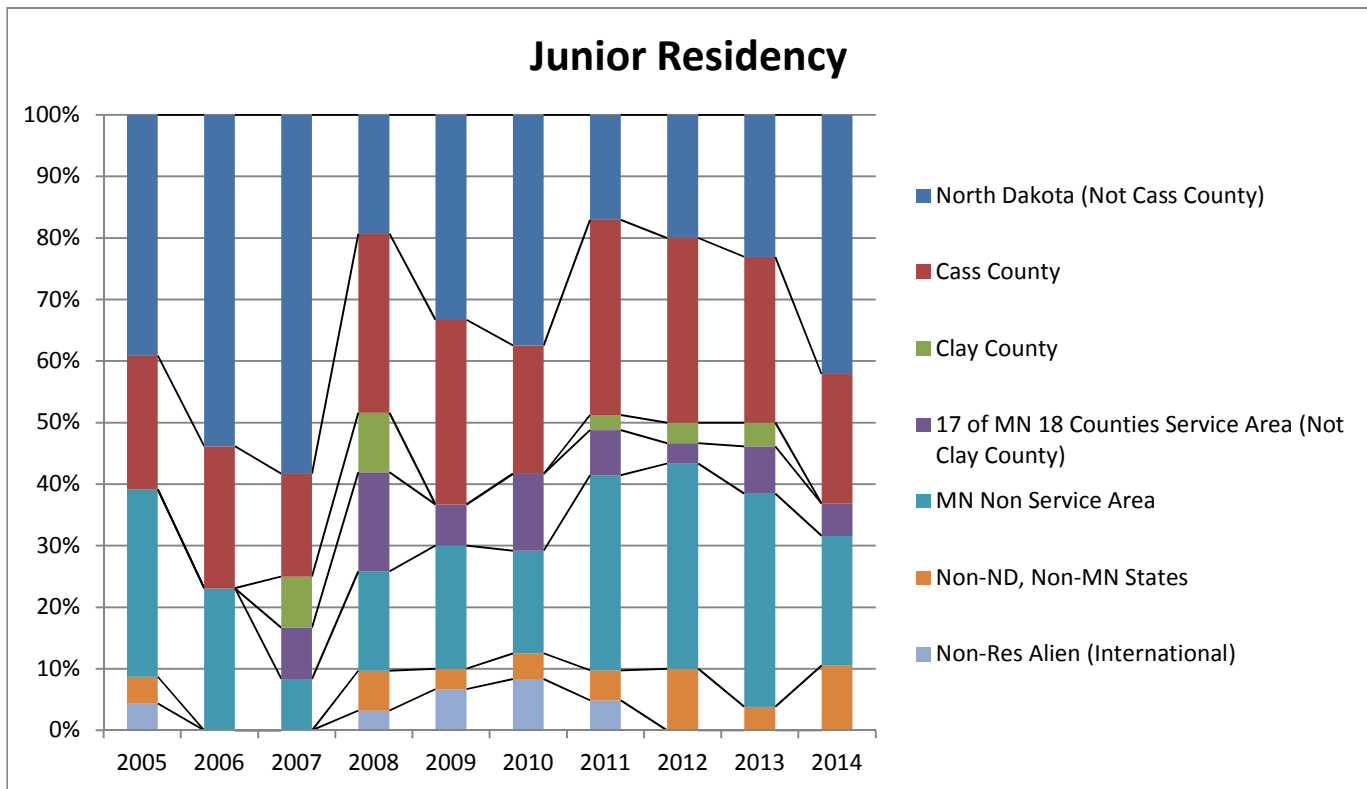
	2005	2006	2007	2008	2009	2010	2011	2012	2013	2014
North Dakota (Not Cass County)	58.3%	48.0%	32.1%	44.4%	25.9%	11.1%	29.6%	18.2%	26.1%	40.0%
Cass County	20.8%	20.0%	21.4%	18.5%	18.5%	25.9%	18.5%	18.2%	30.4%	28.0%
Clay County	0.0%	8.0%	7.1%	0.0%	7.4%	11.1%	0.0%	0.0%	0.0%	0.0%
17 of MN 18 Counties Service Area (Not Clay County)	4.2%	4.0%	21.4%	3.7%	11.1%	14.8%	7.4%	13.6%	0.0%	0.0%
MN Non Service Area	12.5%	20.0%	14.3%	22.2%	33.3%	29.6%	29.6%	50.0%	34.8%	28.0%
Non-ND, Non-MN States	4.2%	0.0%	3.6%	3.7%	0.0%	3.7%	14.8%	0.0%	8.7%	4.0%
Non-Res Alien (International)	0.0%	0.0%	0.0%	7.4%	3.7%	3.7%	0.0%	0.0%	0.0%	0.0%
<b>Total</b>	<b>100.0%</b>	<b>100.0%</b>	<b>100.0%</b>	<b>100.0%</b>	<b>100.0%</b>	<b>100.0%</b>	<b>100.0%</b>	<b>100.0%</b>	<b>100.0%</b>	<b>100.0%</b>

Total Students 24 25 28 27 27 27 27 22 23 25

Percentage of Total UG Students 19.8% 22.1% 24.1% 21.6% 20.6% 20.0% 18.2% 16.3% 16.9% 20.2%

*Note: Official Fall 4th Week Enrollment Census Data and residency means native ('home address') residency, i.e., NOT 'tuition' residency.*

**North Dakota State University**  
**College of Agriculture, Food Systems, and Natural Resources**  
**Veterinary and Microbiological Sciences Enrollment Percentage**

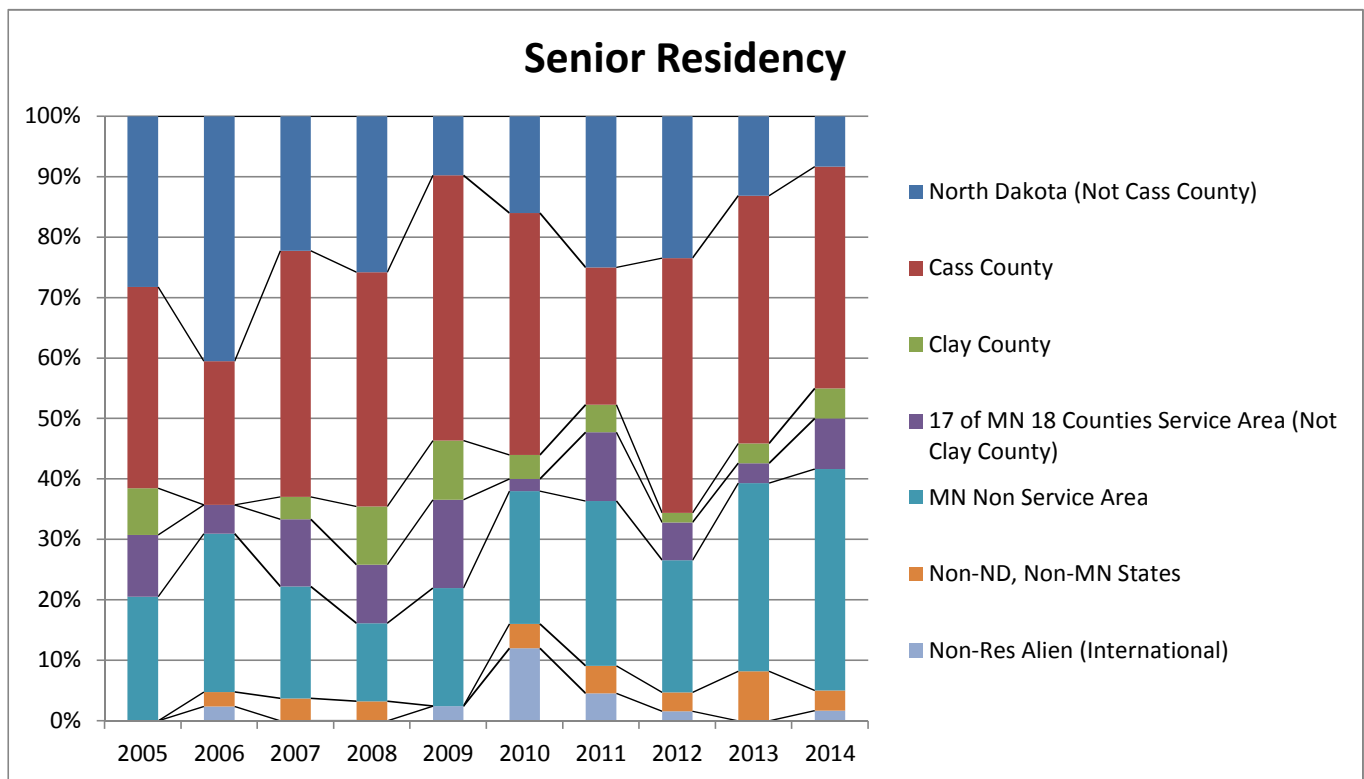


**Veterinary and Microbiological Sciences Junior**

	2005	2006	2007	2008	2009	2010	2011	2012	2013	2014
North Dakota (Not Cass County)	39.1%	53.8%	58.3%	19.4%	33.3%	37.5%	17.1%	20.0%	23.1%	42.1%
Cass County	21.7%	23.1%	16.7%	29.0%	30.0%	20.8%	31.7%	30.0%	26.9%	21.1%
Clay County	0.0%	0.0%	8.3%	9.7%	0.0%	0.0%	2.4%	3.3%	3.8%	0.0%
17 of MN 18 Counties Service Area (Not Clay County)	0.0%	0.0%	8.3%	16.1%	6.7%	12.5%	7.3%	3.3%	7.7%	5.3%
MN Non Service Area	30.4%	23.1%	8.3%	16.1%	20.0%	16.7%	31.7%	33.3%	34.6%	21.1%
Non-ND, Non-MN States	4.3%	0.0%	0.0%	6.5%	3.3%	4.2%	4.9%	10.0%	3.8%	10.5%
Non-Res Alien (International)	4.3%	0.0%	0.0%	3.2%	6.7%	8.3%	4.9%	0.0%	0.0%	0.0%
<b>Total</b>	<b>100.0%</b>	<b>100.0%</b>	<b>100.0%</b>	<b>100.0%</b>	<b>100.0%</b>	<b>100.0%</b>	<b>100.0%</b>	<b>100.0%</b>	<b>100.0%</b>	<b>100.0%</b>
<b>Total Students</b>	<b>23</b>	<b>13</b>	<b>24</b>	<b>31</b>	<b>30</b>	<b>24</b>	<b>41</b>	<b>30</b>	<b>26</b>	<b>19</b>
<b>Percentage of Total UG Students</b>	<b>19.0%</b>	<b>11.5%</b>	<b>20.7%</b>	<b>24.8%</b>	<b>22.9%</b>	<b>17.8%</b>	<b>27.7%</b>	<b>22.2%</b>	<b>19.1%</b>	<b>15.3%</b>

*Note: Official Fall 4th Week Enrollment Census Data and residency means native ('home address') residency, i.e., NOT 'tuition' residency.*

**North Dakota State University**  
**College of Agriculture, Food Systems, and Natural Resources**  
**Veterinary and Microbiological Sciences Enrollment Percentage**



**Veterinary and Microbiological Sciences Senior**

	2005	2006	2007	2008	2009	2010	2011	2012	2013	2014
North Dakota (Not Cass County)	28.2%	40.5%	22.2%	25.8%	9.8%	16.0%	25.0%	23.4%	13.1%	8.3%
Cass County	33.3%	23.8%	40.7%	38.7%	43.9%	40.0%	22.7%	42.2%	41.0%	36.7%
Clay County	7.7%	0.0%	3.7%	9.7%	9.8%	4.0%	4.5%	1.6%	3.3%	5.0%
17 of MN 18 Counties Service Area (Not Clay County)	10.3%	4.8%	11.1%	9.7%	14.6%	2.0%	11.4%	6.3%	3.3%	8.3%
MN Non Service Area	20.5%	26.2%	18.5%	12.9%	19.5%	22.0%	27.3%	21.9%	31.1%	36.7%
Non-ND, Non-MN States	0.0%	2.4%	3.7%	3.2%	0.0%	4.0%	4.5%	3.1%	8.2%	3.3%
Non-Res Alien (International)	0.0%	2.4%	0.0%	0.0%	2.4%	12.0%	4.5%	1.6%	0.0%	1.7%
<b>Total</b>	<b>100.0%</b>	<b>100.0%</b>	<b>100.0%</b>	<b>100.0%</b>	<b>100.0%</b>	<b>100.0%</b>	<b>100.0%</b>	<b>100.0%</b>	<b>100.0%</b>	<b>100.0%</b>
<b>Total Students</b>	<b>39</b>	<b>42</b>	<b>27</b>	<b>31</b>	<b>41</b>	<b>50</b>	<b>44</b>	<b>64</b>	<b>61</b>	<b>60</b>
<b>Percentage of Total UG Students</b>	<b>32.2%</b>	<b>37.2%</b>	<b>23.3%</b>	<b>24.8%</b>	<b>31.3%</b>	<b>37.0%</b>	<b>29.7%</b>	<b>47.4%</b>	<b>44.9%</b>	<b>48.4%</b>

*Note: Official Fall 4th Week Enrollment Census Data and residency means native ('home address') residency, i.e., NOT 'tuition' residency.*