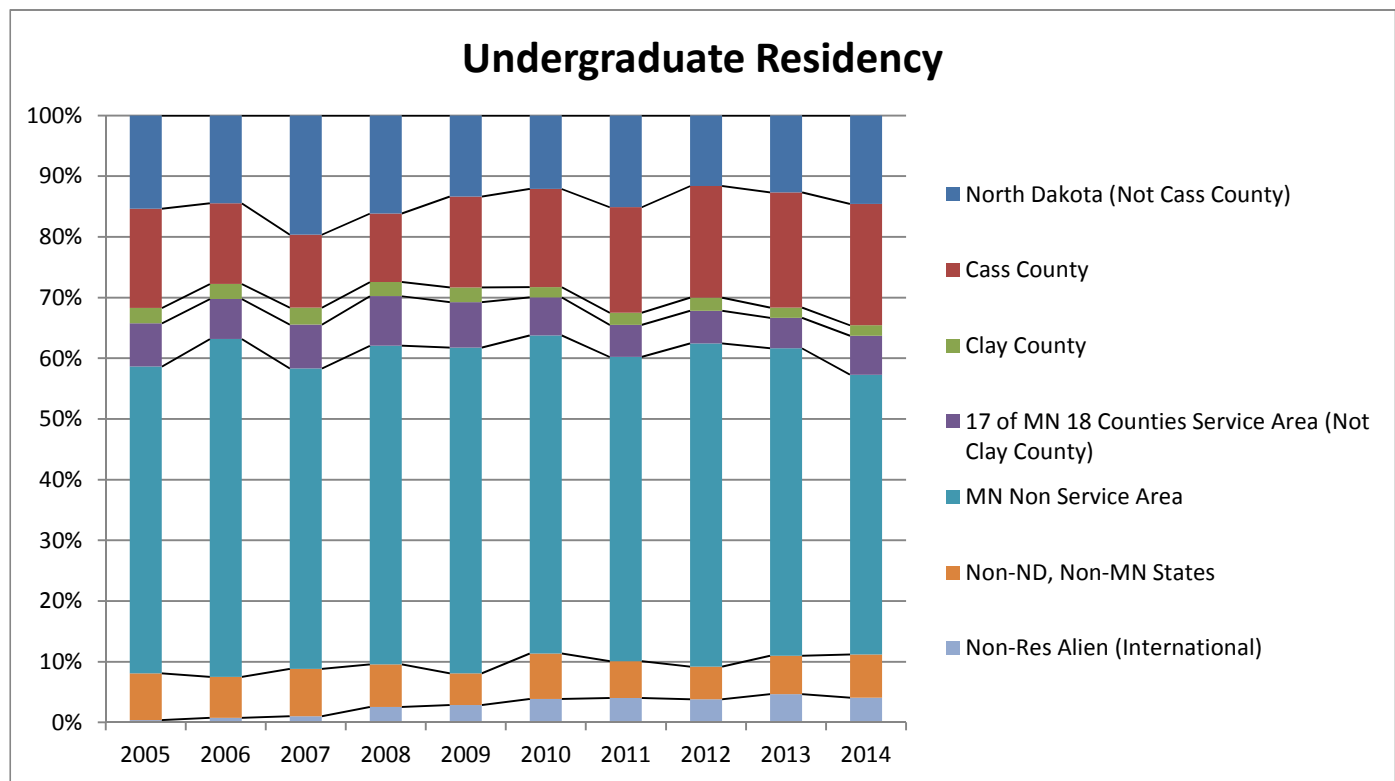


**North Dakota State University**  
**College of Arts, Humanities and Social Sciences**  
**Architecture and Landscape Architecture Enrollment Percentage**



**Architecture and Landscape Architecture Undergraduate**

	2005	2006	2007	2008	2009	2010	2011	2012	2013	2014
North Dakota (Not Cass County)	15.4%	14.5%	19.6%	16.1%	13.4%	12.1%	15.1%	11.6%	12.7%	14.6%
Cass County	16.3%	13.3%	12.0%	11.3%	15.0%	16.2%	17.4%	18.4%	19.0%	20.0%
Clay County	2.5%	2.5%	2.8%	2.3%	2.4%	1.7%	2.0%	2.2%	1.7%	1.7%
17 of MN 18 Counties Service Area (Not Clay County)	7.1%	6.6%	7.2%	8.2%	7.5%	6.3%	5.3%	5.4%	5.0%	6.4%
MN Non Service Area	50.6%	55.7%	49.5%	52.5%	53.6%	52.4%	50.1%	53.2%	50.7%	46.1%
Non-ND, Non-MN States	7.7%	6.7%	7.8%	7.0%	5.3%	7.5%	6.0%	5.4%	6.3%	7.1%
Non-Res Alien (International)	0.4%	0.8%	1.0%	2.5%	2.8%	3.9%	4.0%	3.8%	4.7%	4.1%
Total	100.0%	100.0%	100.0%	100.0%	100.0%	100.0%	100.0%	100.0%	100.0%	100.0%

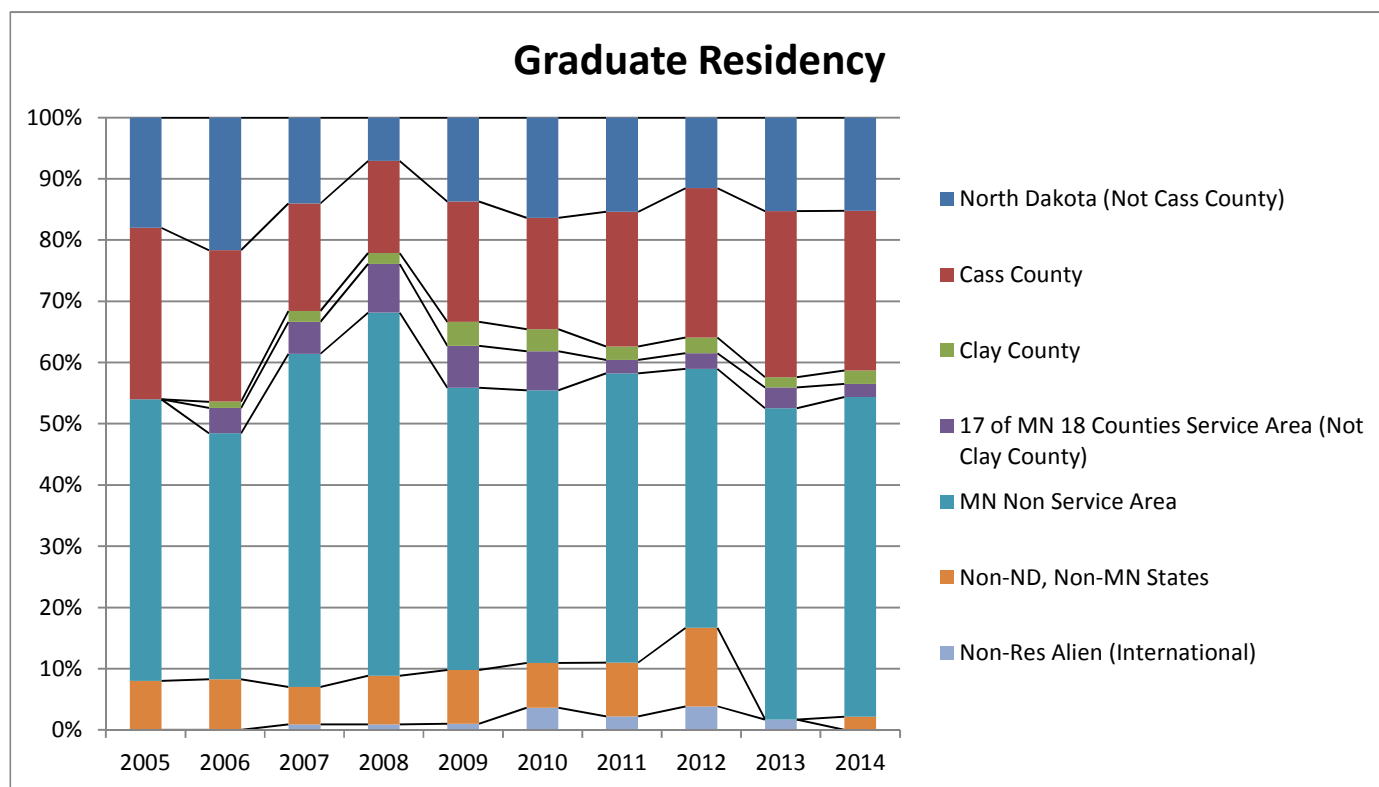
Total Students	520	519	499	514	494	414	397	370	300	295
----------------	-----	-----	-----	-----	-----	-----	-----	-----	-----	-----

Percentage of Total Students	91.2%	84.3%	81.4%	82.0%	82.9%	79.0%	81.4%	82.6%	83.6%	86.5%
------------------------------	-------	-------	-------	-------	-------	-------	-------	-------	-------	-------

*Note: Official Fall 4th Week Enrollment Census Data and residency means native ('home address') residency, i.e., NOT 'tuition' residency.*

*2013/14 Architecture and Landscape Architecture moved to College of Arts, Humanities, and Social Sciences*

**North Dakota State University**  
**College of Arts, Humanities and Social Sciences**  
**Architecture and Landscape Architecture Enrollment Percentage**



**Architecture and Landscape Architecture Graduate**

	2005	2006	2007	2008	2009	2010	2011	2012	2013	2014
North Dakota (Not Cass County)	18.0%	21.6%	14.0%	7.1%	13.7%	16.4%	15.4%	11.5%	15.3%	15.2%
Cass County	28.0%	24.7%	17.5%	15.0%	19.6%	18.2%	22.0%	24.4%	27.1%	26.1%
Clay County	0.0%	1.0%	1.8%	1.8%	3.9%	3.6%	2.2%	2.6%	1.7%	2.2%
17 of MN 18 Counties Service Area (Not Clay County)	0.0%	4.1%	5.3%	8.0%	6.9%	6.4%	2.2%	2.6%	3.4%	2.2%
MN Non Service Area	46.0%	40.2%	54.4%	59.3%	46.1%	44.5%	47.3%	42.3%	50.8%	52.2%
Non-ND, Non-MN States	8.0%	8.2%	6.1%	8.0%	8.8%	7.3%	8.8%	12.8%	0.0%	2.2%
Non-Res Alien (International)	0.0%	0.0%	0.9%	0.9%	1.0%	3.6%	2.2%	3.8%	1.7%	0.0%
Total	100.0%	100.0%	100.0%	100.0%	100.0%	100.0%	100.0%	100.0%	100.0%	100.0%

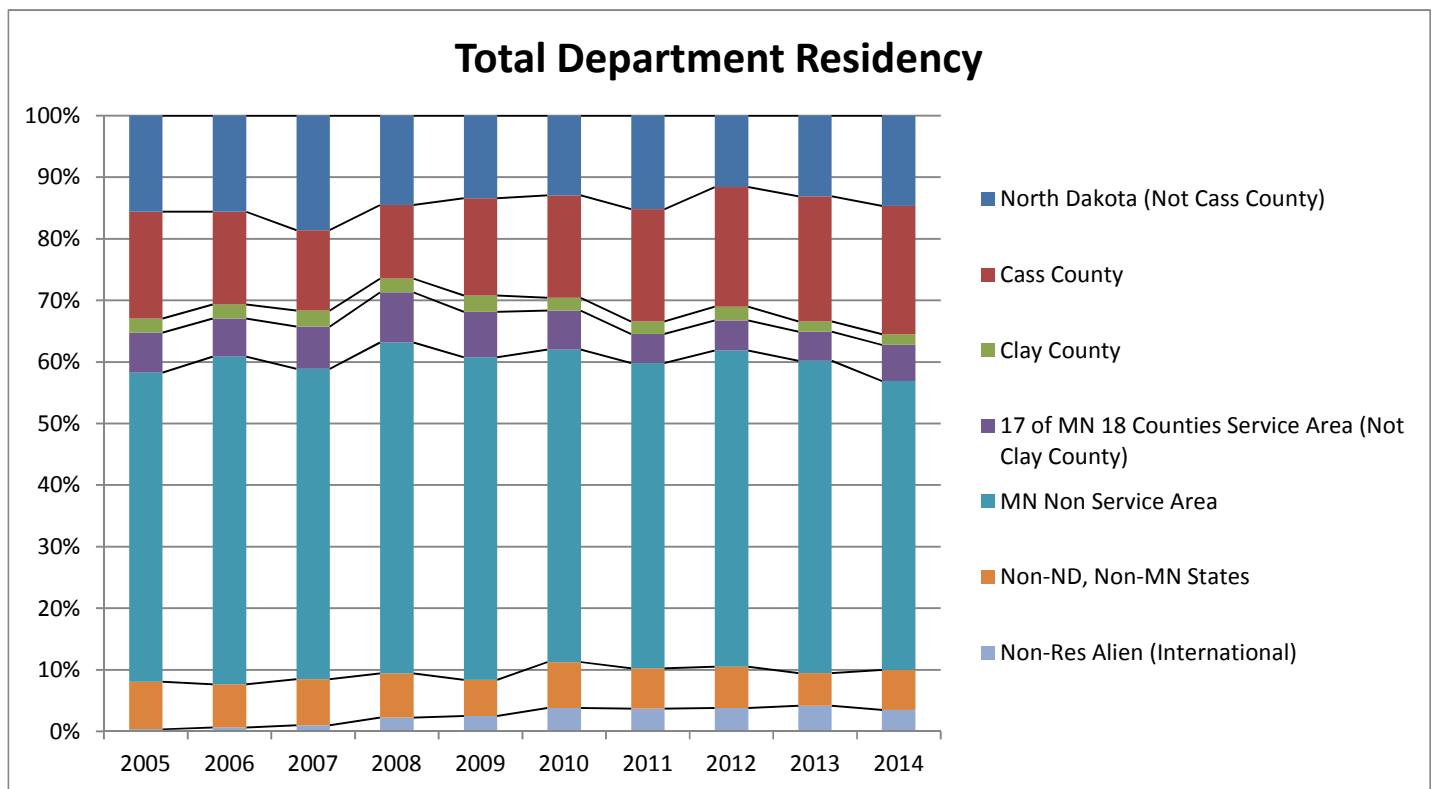
Total Students	50	97	114	113	102	110	91	78	59	46
----------------	----	----	-----	-----	-----	-----	----	----	----	----

Percentage of Total Students	8.8%	15.7%	18.6%	18.0%	17.1%	21.0%	18.6%	17.4%	16.4%	13.5%
------------------------------	------	-------	-------	-------	-------	-------	-------	-------	-------	-------

*Note: Official Fall 4th Week Enrollment Census Data and residency means native ('home address') residency, i.e., NOT 'tuition' residency.*

*2013/14 Architecture and Landscape Architecture moved to College of Arts, Humanities, and Social Sciences*

**North Dakota State University**  
**College of Arts, Humanities and Social Sciences**  
**Architecture and Landscape Architecture Enrollment Percentage**



**Architecture and Landscape Architecture**

	2005	2006	2007	2008	2009	2010	2011	2012	2013	2014
North Dakota (Not Cass County)	15.6%	15.6%	18.6%	14.5%	13.4%	13.0%	15.2%	11.6%	13.1%	14.7%
Cass County	17.4%	15.1%	13.1%	12.0%	15.8%	16.6%	18.2%	19.4%	20.3%	20.8%
Clay County	2.3%	2.3%	2.6%	2.2%	2.7%	2.1%	2.0%	2.2%	1.7%	1.8%
17 of MN 18 Counties Service Area (Not Clay County)	6.5%	6.2%	6.9%	8.1%	7.4%	6.3%	4.7%	4.9%	4.7%	5.9%
MN Non Service Area	50.2%	53.2%	50.4%	53.7%	52.3%	50.8%	49.6%	51.3%	50.7%	46.9%
Non-ND, Non-MN States	7.7%	7.0%	7.5%	7.2%	5.9%	7.4%	6.6%	6.7%	5.3%	6.5%
Non-Res Alien (International)	0.4%	0.6%	1.0%	2.2%	2.5%	3.8%	3.7%	3.8%	4.2%	3.5%
Total	100.0%	100.0%	100.0%	100.0%	100.0%	100.0%	100.0%	100.0%	100.0%	100.0%

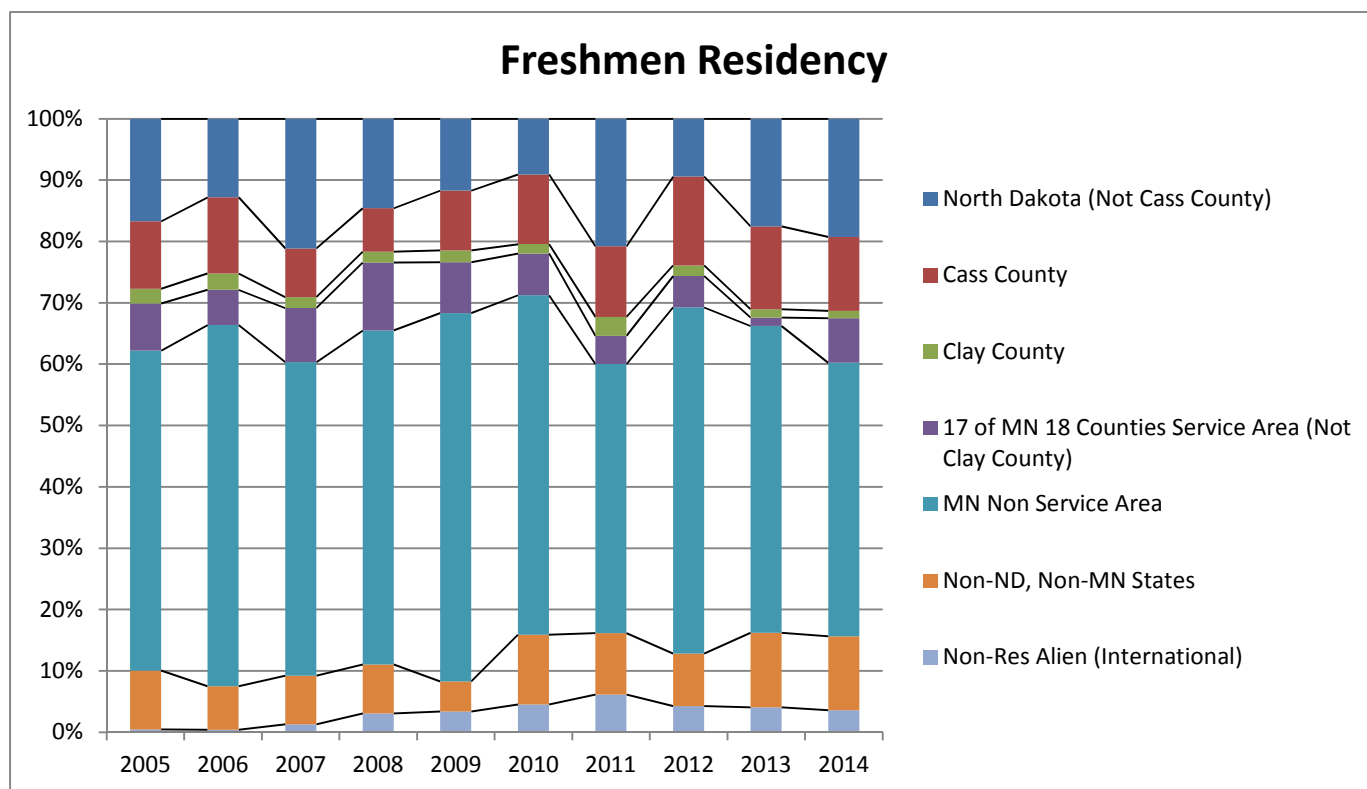
Total Students	570	616	613	627	596	524	488	448	359	341
----------------	-----	-----	-----	-----	-----	-----	-----	-----	-----	-----

Percentage of Total Students	100.0%	100.0%	100.0%	100.0%	100.0%	100.0%	100.0%	100.0%	100.0%	100.0%
------------------------------	--------	--------	--------	--------	--------	--------	--------	--------	--------	--------

*Note: Official Fall 4th Week Enrollment Census Data and residency means native ('home address') residency, i.e., NOT 'tuition' residency.*

*2013/14 Architecture and Landscape Architecture moved to College of Arts, Humanities, and Social Sciences*

**North Dakota State University**  
**College of Arts, Humanities and Social Sciences**  
**Architecture and Landscape Architecture Enrollment Percentage**



**Architecture and Landscape Architecture Freshmen**

	2005	2006	2007	2008	2009	2010	2011	2012	2013	2014
North Dakota (Not Cass County)	16.7%	12.8%	21.1%	14.6%	11.7%	9.1%	20.8%	9.4%	17.6%	19.3%
Cass County	11.0%	12.4%	7.9%	7.1%	9.8%	11.4%	11.5%	14.5%	13.5%	12.0%
Clay County	2.4%	2.7%	1.8%	1.8%	2.0%	1.5%	3.1%	1.7%	1.4%	1.2%
17 of MN 18 Counties Service Area (Not Clay County)	7.7%	5.8%	8.8%	11.1%	8.3%	6.8%	4.6%	5.1%	1.4%	7.2%
MN Non Service Area	52.2%	58.8%	51.1%	54.4%	60.0%	55.3%	43.8%	56.4%	50.0%	44.6%
Non-ND, Non-MN States	9.6%	7.1%	7.9%	8.0%	4.9%	11.4%	10.0%	8.5%	12.2%	12.0%
Non-Res Alien (International)	0.5%	0.4%	1.3%	3.1%	3.4%	4.5%	6.2%	4.3%	4.1%	3.6%
Total	100.0%	100.0%	100.0%	100.0%	100.0%	100.0%	100.0%	100.0%	100.0%	100.0%

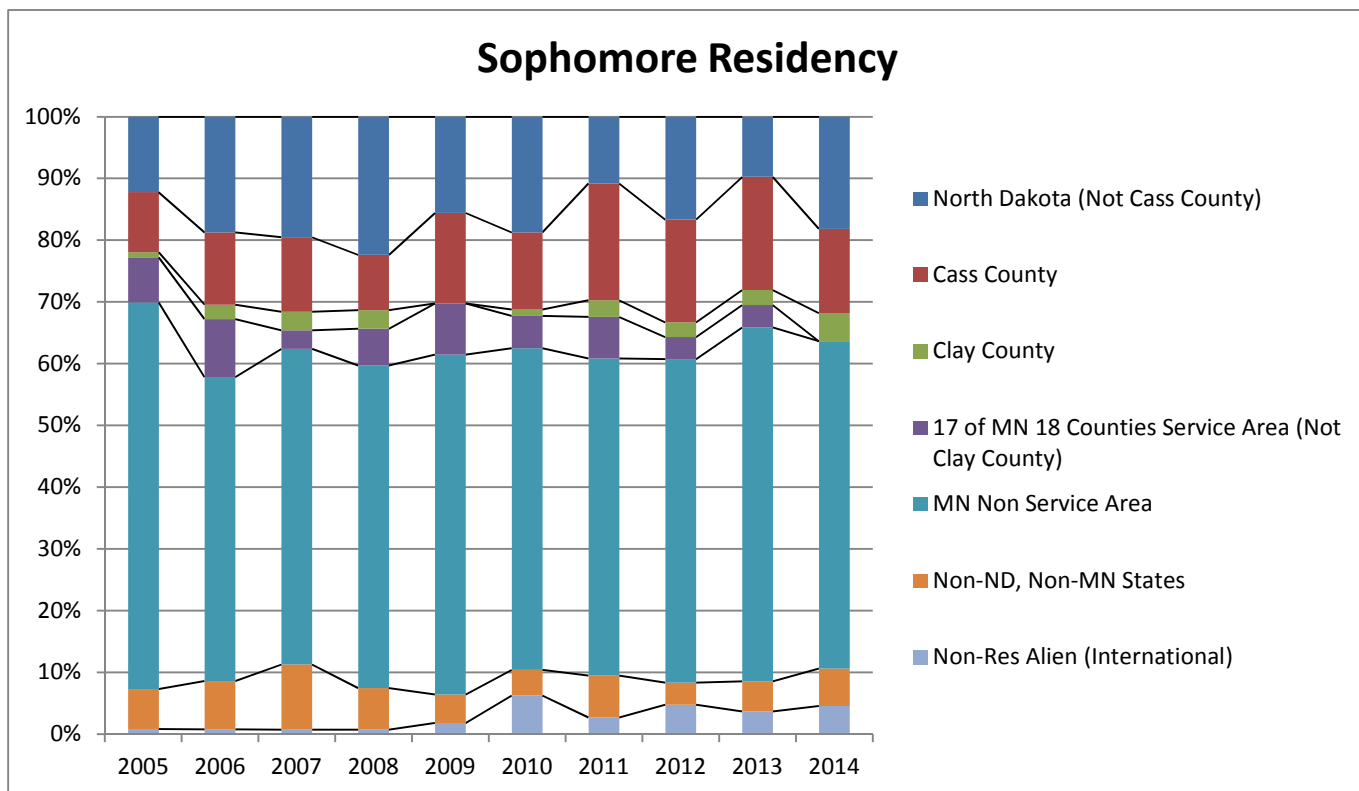
Total Students	209	226	227	226	205	132	130	117	74	83
----------------	-----	-----	-----	-----	-----	-----	-----	-----	----	----

Percentage of Total UG Students	40.2%	43.5%	45.5%	44.0%	41.5%	31.9%	32.7%	31.6%	24.7%	28.1%
---------------------------------	-------	-------	-------	-------	-------	-------	-------	-------	-------	-------

*Note: Official Fall 4th Week Enrollment Census Data and residency means native ('home address') residency, i.e., NOT 'tuition' residency.*

*2013/14 Architecture and Landscape Architecture moved to College of Arts, Humanities, and Social Sciences*

**North Dakota State University**  
**College of Arts, Humanities and Social Sciences**  
**Architecture and Landscape Architecture Enrollment Percentage**



**Architecture and Landscape Architecture Sophomore**

	2005	2006	2007	2008	2009	2010	2011	2012	2013	2014
North Dakota (Not Cass County)	12.2%	18.8%	19.5%	22.4%	15.6%	18.8%	10.8%	16.7%	9.8%	18.2%
Cass County	9.8%	11.7%	12.0%	9.0%	14.7%	12.5%	18.9%	16.7%	18.3%	13.6%
Clay County	0.8%	2.3%	3.0%	3.0%	0.0%	1.0%	2.7%	2.4%	2.4%	4.5%
17 of MN 18 Counties Service Area (Not Clay County)	7.3%	9.4%	3.0%	6.0%	8.3%	5.2%	6.8%	3.6%	3.7%	0.0%
MN Non Service Area	62.6%	49.2%	51.1%	52.2%	55.0%	52.1%	51.4%	52.4%	57.3%	53.0%
Non-ND, Non-MN States	6.5%	7.8%	10.5%	6.7%	4.6%	4.2%	6.8%	3.6%	4.9%	6.1%
Non-Res Alien (International)	0.8%	0.8%	0.8%	0.7%	1.8%	6.3%	2.7%	4.8%	3.7%	4.5%
Total	100.0%	100.0%	100.0%	100.0%	100.0%	100.0%	100.0%	100.0%	100.0%	100.0%

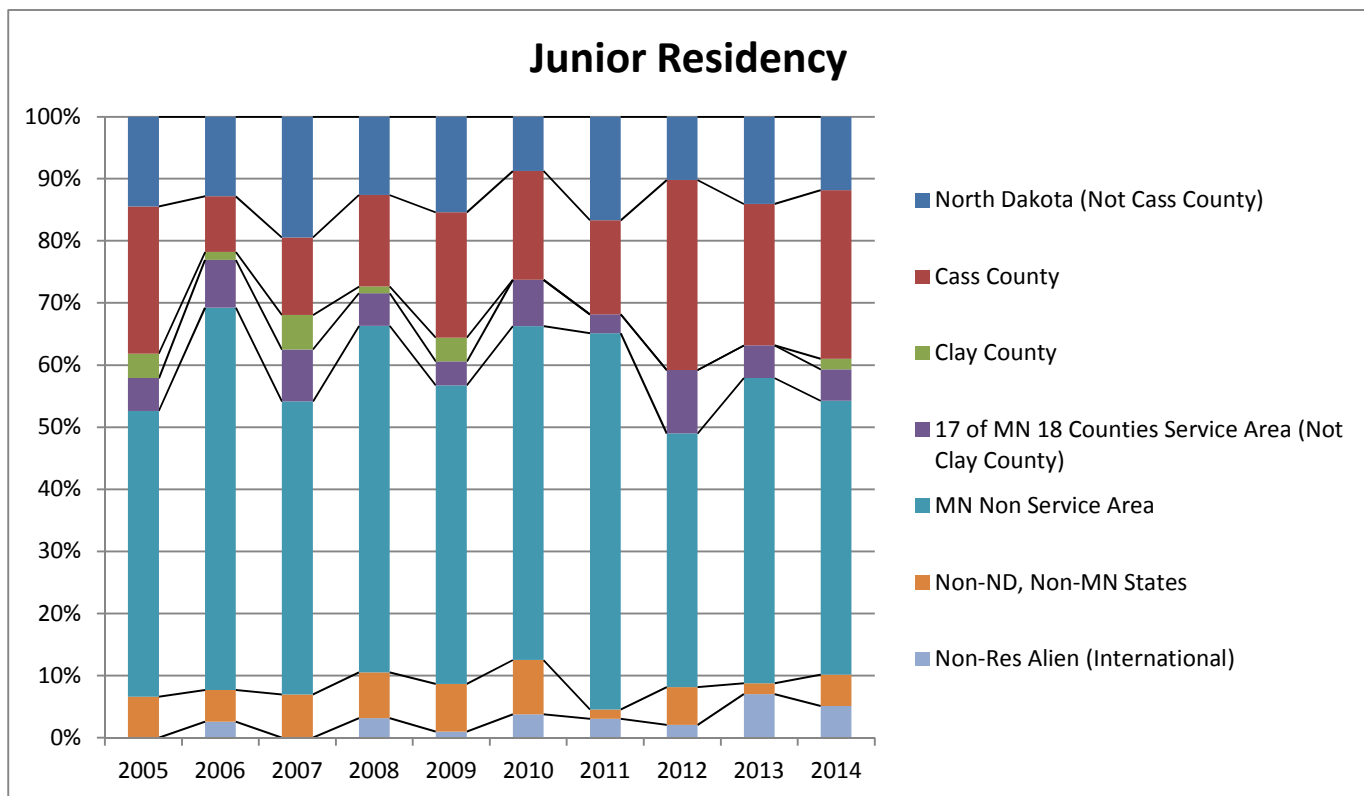
Total Students	123	128	133	134	109	96	74	84	82	66
----------------	-----	-----	-----	-----	-----	----	----	----	----	----

Percentage of Total UG Students	23.7%	24.7%	26.7%	26.1%	22.1%	23.2%	18.6%	22.7%	27.3%	22.4%
---------------------------------	-------	-------	-------	-------	-------	-------	-------	-------	-------	-------

*Note: Official Fall 4th Week Enrollment Census Data and residency means native ('home address') residency, i.e., NOT 'tuition' residency.*

*2013/14 Architecture and Landscape Architecture moved to College of Arts, Humanities, and Social Sciences*

**North Dakota State University**  
**College of Arts, Humanities and Social Sciences**  
**Architecture and Landscape Architecture Enrollment Percentage**



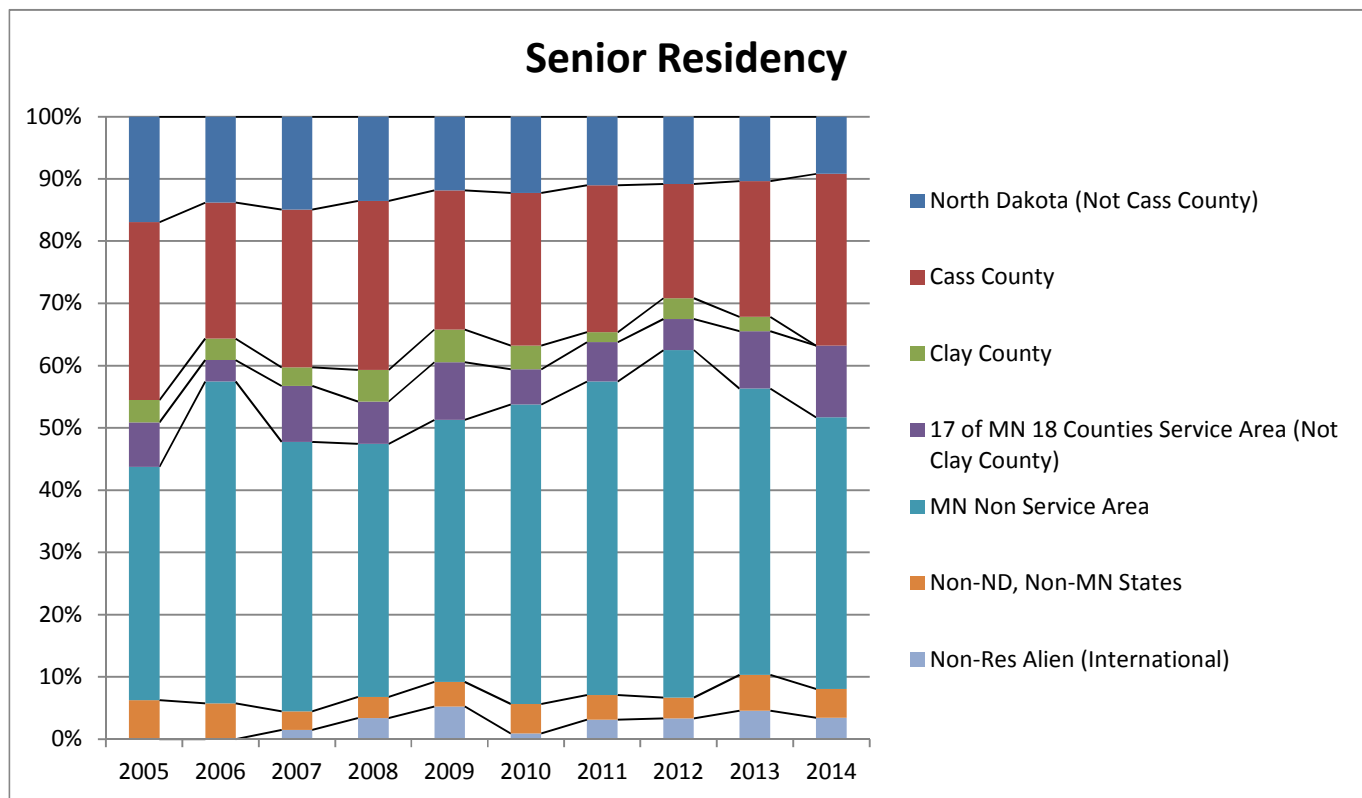
**Architecture and Landscape Architecture Junior**

	2005	2006	2007	2008	2009	2010	2011	2012	2013	2014
North Dakota (Not Cass County)	14.5%	12.8%	19.4%	12.6%	15.4%	8.8%	16.7%	10.2%	14.0%	11.9%
Cass County	23.7%	9.0%	12.5%	14.7%	20.2%	17.5%	15.2%	30.6%	22.8%	27.1%
Clay County	3.9%	1.3%	5.6%	1.1%	3.8%	0.0%	0.0%	0.0%	0.0%	1.7%
17 of MN 18 Counties Service Area (Not Clay County)	5.3%	7.7%	8.3%	5.3%	3.8%	7.5%	3.0%	10.2%	5.3%	5.1%
MN Non Service Area	46.1%	61.5%	47.2%	55.8%	48.1%	53.8%	60.6%	40.8%	49.1%	44.1%
Non-ND, Non-MN States	6.6%	5.1%	6.9%	7.4%	7.7%	8.8%	1.5%	6.1%	1.8%	5.1%
Non-Res Alien (International)	0.0%	2.6%	0.0%	3.2%	1.0%	3.8%	3.0%	2.0%	7.0%	5.1%
Total	100.0%	100.0%	100.0%	100.0%	100.0%	100.0%	100.0%	100.0%	100.0%	100.0%
Total Students	76	78	72	95	104	80	66	49	57	59
Percentage of Total UG Students	14.6%	15.0%	14.4%	18.5%	21.1%	19.3%	16.6%	13.2%	19.0%	20.0%

*Note: Official Fall 4th Week Enrollment Census Data and residency means native ('home address') residency, i.e., NOT 'tuition' residency.*

*2013/14 Architecture and Landscape Architecture moved to College of Arts, Humanities, and Social Sciences*

**North Dakota State University**  
**College of Arts, Humanities and Social Sciences**  
**Architecture and Landscape Architecture Enrollment Percentage**



**Architecture and Landscape Architecture Senior**

	2005	2006	2007	2008	2009	2010	2011	2012	2013	2014
North Dakota (Not Cass County)	17.0%	13.8%	14.9%	13.6%	11.8%	12.3%	11.0%	10.8%	10.3%	9.2%
Cass County	28.6%	21.8%	25.4%	27.1%	22.4%	24.5%	23.6%	18.3%	21.8%	27.6%
Clay County	3.6%	3.4%	3.0%	5.1%	5.3%	3.8%	1.6%	3.3%	2.3%	0.0%
17 of MN 18 Counties Service Area (Not Clay County)	7.1%	3.4%	9.0%	6.8%	9.2%	5.7%	6.3%	5.0%	9.2%	11.5%
MN Non Service Area	37.5%	51.7%	43.3%	40.7%	42.1%	48.1%	50.4%	55.8%	46.0%	43.7%
Non-ND, Non-MN States	6.3%	5.7%	3.0%	3.4%	3.9%	4.7%	3.9%	3.3%	5.7%	4.6%
Non-Res Alien (International)	0.0%	0.0%	1.5%	3.4%	5.3%	0.9%	3.1%	3.3%	4.6%	3.4%
Total	100.0%	100.0%	100.0%	100.0%	100.0%	100.0%	100.0%	100.0%	100.0%	100.0%
Total Students	112	87	67	59	76	106	127	120	87	87
Percentage of Total UG Students	21.5%	16.8%	13.4%	11.5%	15.4%	25.6%	32.0%	32.4%	29.0%	29.5%

*Note: Official Fall 4th Week Enrollment Census Data and residency means native ('home address') residency, i.e., NOT 'tuition' residency.*

*2013/14 Architecture and Landscape Architecture moved to College of Arts, Humanities, and Social Sciences*