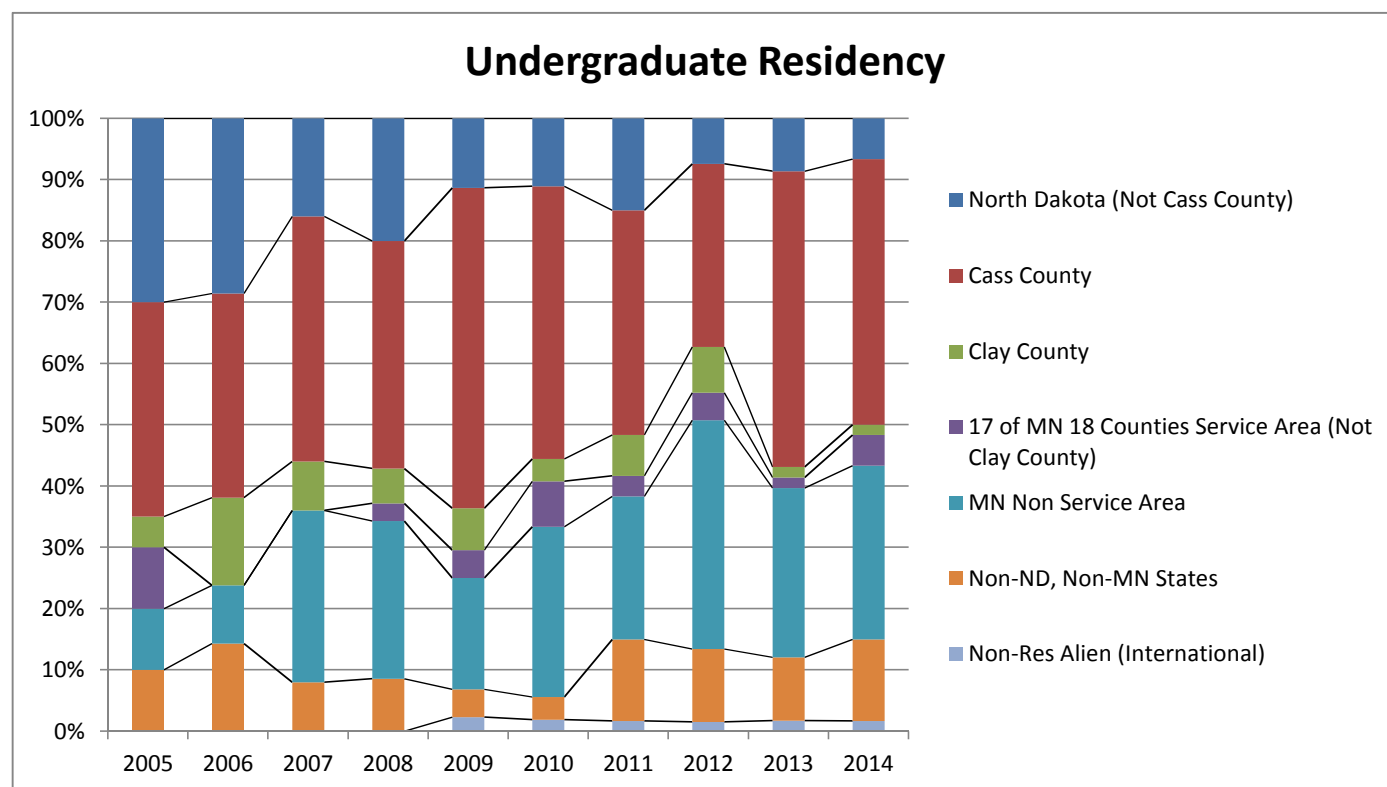


North Dakota State University
College of Arts, Humanities and Social Sciences
Emergency Management Enrollment Percentage



Emergency Management Undergraduate

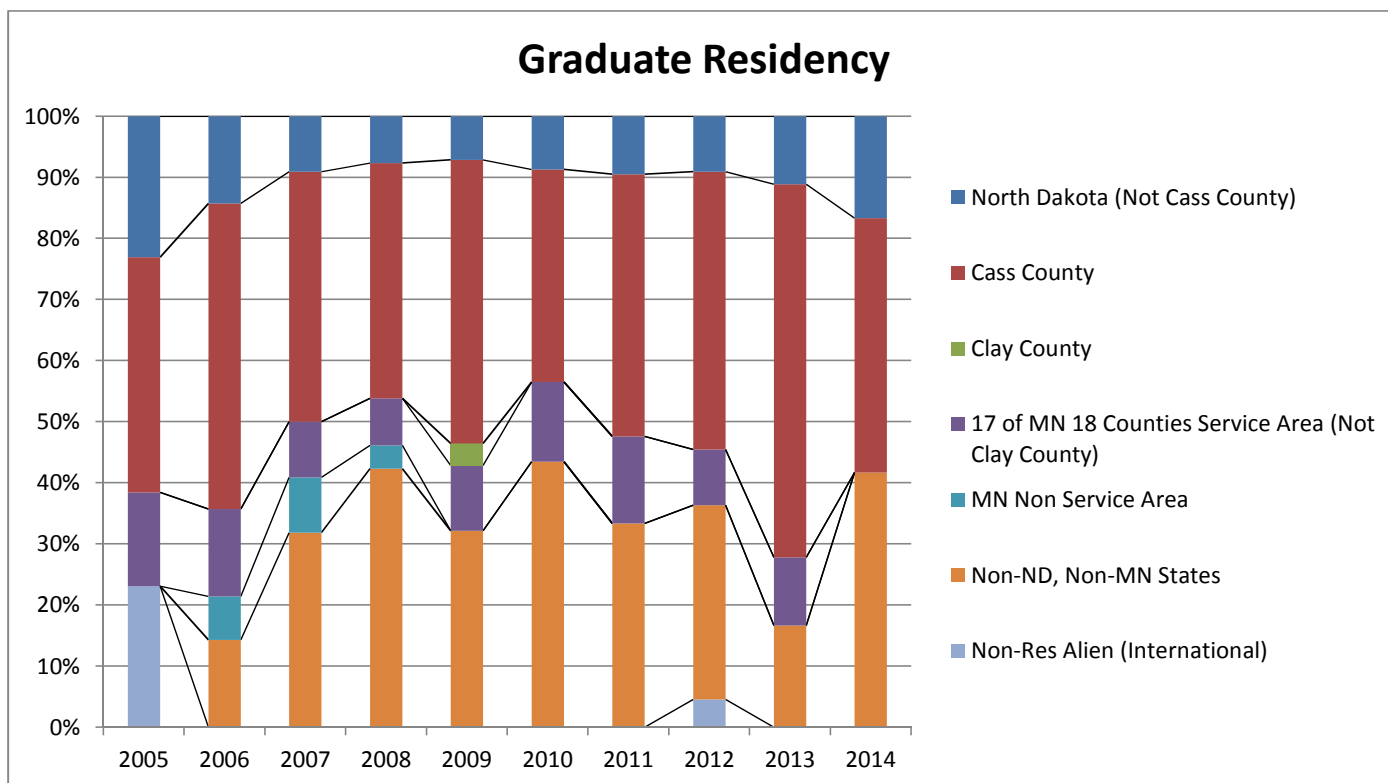
	2005	2006	2007	2008	2009	2010	2011	2012	2013	2014
North Dakota (Not Cass County)	30.0%	28.6%	16.0%	20.0%	11.4%	11.1%	15.0%	7.5%	8.6%	6.7%
Cass County	35.0%	33.3%	40.0%	37.1%	52.3%	44.4%	36.7%	29.9%	48.3%	43.3%
Clay County	5.0%	14.3%	8.0%	5.7%	6.8%	3.7%	6.7%	7.5%	1.7%	1.7%
17 of MN 18 Counties Service Area (Not Clay County)	10.0%	0.0%	0.0%	2.9%	4.5%	7.4%	3.3%	4.5%	1.7%	5.0%
MN Non Service Area	10.0%	9.5%	28.0%	25.7%	18.2%	27.8%	23.3%	37.3%	27.6%	28.3%
Non-ND, Non-MN States	10.0%	14.3%	8.0%	8.6%	4.5%	3.7%	13.3%	11.9%	10.3%	13.3%
Non-Res Alien (International)	0.0%	0.0%	0.0%	0.0%	2.3%	1.9%	1.7%	1.5%	1.7%	1.7%
Total	100.0%	100.0%	100.0%	100.0%	100.0%	100.0%	100.0%	100.0%	100.0%	100.0%

Total Students	20	21	25	35	44	54	60	67	58	60
----------------	----	----	----	----	----	----	----	----	----	----

Percentage of Total Students	60.6%	60.0%	53.2%	57.4%	61.1%	70.1%	74.1%	75.3%	76.3%	83.3%
------------------------------	-------	-------	-------	-------	-------	-------	-------	-------	-------	-------

Note: Official Fall 4th Week Enrollment Census Data and residency means native ('home address') residency, i.e., NOT 'tuition' residency.

North Dakota State University
College of Arts, Humanities and Social Sciences
Emergency Management Enrollment Percentage



Emergency Management Graduate

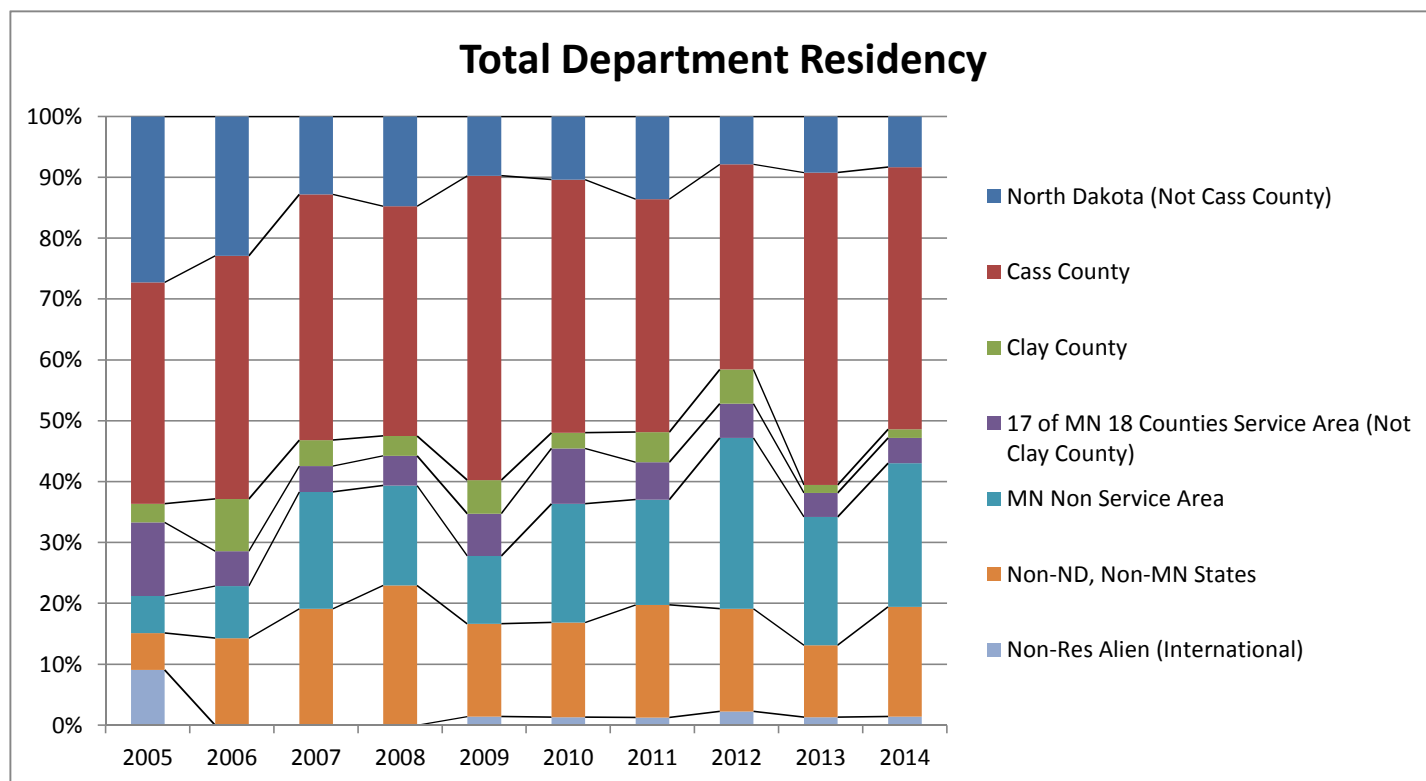
	2005	2006	2007	2008	2009	2010	2011	2012	2013	2014
North Dakota (Not Cass County)	23.1%	14.3%	9.1%	7.7%	7.1%	8.7%	9.5%	9.1%	11.1%	16.7%
Cass County	38.5%	50.0%	40.9%	38.5%	46.4%	34.8%	42.9%	45.5%	61.1%	41.7%
Clay County	0.0%	0.0%	0.0%	0.0%	3.6%	0.0%	0.0%	0.0%	0.0%	0.0%
17 of MN 18 Counties Service Area (Not Clay County)	15.4%	14.3%	9.1%	7.7%	10.7%	13.0%	14.3%	9.1%	11.1%	0.0%
MN Non Service Area	0.0%	7.1%	9.1%	3.8%	0.0%	0.0%	0.0%	0.0%	0.0%	0.0%
Non-ND, Non-MN States	0.0%	14.3%	31.8%	42.3%	32.1%	43.5%	33.3%	31.8%	16.7%	41.7%
Non-Res Alien (International)	23.1%	0.0%	0.0%	0.0%	0.0%	0.0%	0.0%	4.5%	0.0%	0.0%
Total	100.0%	100.0%	100.0%	100.0%	100.0%	100.0%	100.0%	100.0%	100.0%	100.0%

Total Students	13	14	22	26	28	23	21	22	18	12
----------------	----	----	----	----	----	----	----	----	----	----

Percentage of Total Students	39.4%	40.0%	46.8%	42.6%	38.9%	29.9%	25.9%	24.7%	23.7%	16.7%
------------------------------	-------	-------	-------	-------	-------	-------	-------	-------	-------	-------

Note: Official Fall 4th Week Enrollment Census Data and residency means native ('home address') residency, i.e., NOT 'tuition' residency.

North Dakota State University
College of Arts, Humanities and Social Sciences
Emergency Management Enrollment Percentage

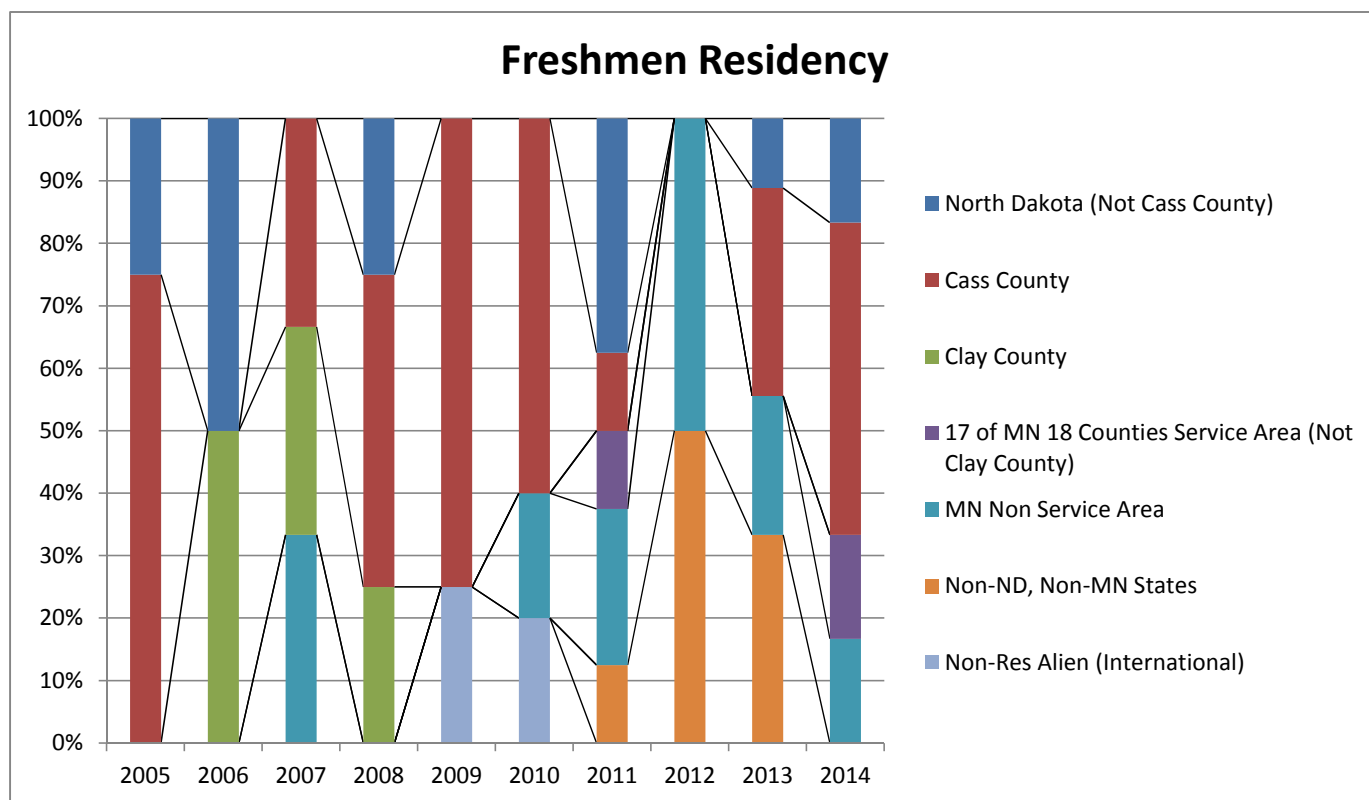


Emergency Management

	2005	2006	2007	2008	2009	2010	2011	2012	2013	2014
North Dakota (Not Cass County)	27.3%	22.9%	12.8%	14.8%	9.7%	10.4%	13.6%	7.9%	9.2%	8.3%
Cass County	36.4%	40.0%	40.4%	37.7%	50.0%	41.6%	38.3%	33.7%	51.3%	43.1%
Clay County	3.0%	8.6%	4.3%	3.3%	5.6%	2.6%	4.9%	5.6%	1.3%	1.4%
17 of MN 18 Counties Service Area (Not Clay County)	12.1%	5.7%	4.3%	4.9%	6.9%	9.1%	6.2%	5.6%	3.9%	4.2%
MN Non Service Area	6.1%	8.6%	19.1%	16.4%	11.1%	19.5%	17.3%	28.1%	21.1%	23.6%
Non-ND, Non-MN States	6.1%	14.3%	19.1%	23.0%	15.3%	15.6%	18.5%	16.9%	11.8%	18.1%
Non-Res Alien (International)	9.1%	0.0%	0.0%	0.0%	1.4%	1.3%	1.2%	2.2%	1.3%	1.4%
Total	100.0%	100.0%	100.0%	100.0%	100.0%	100.0%	100.0%	100.0%	100.0%	100.0%
Total Students	33	35	47	61	72	77	81	89	76	72
Percentage of Total Students	100.0%	100.0%	100.0%	100.0%	100.0%	100.0%	100.0%	100.0%	100.0%	100.0%

Note: Official Fall 4th Week Enrollment Census Data and residency means native ('home address') residency, i.e., NOT 'tuition' residency.

North Dakota State University
College of Arts, Humanities and Social Sciences
Emergency Management Enrollment Percentage



Emergency Management Freshmen

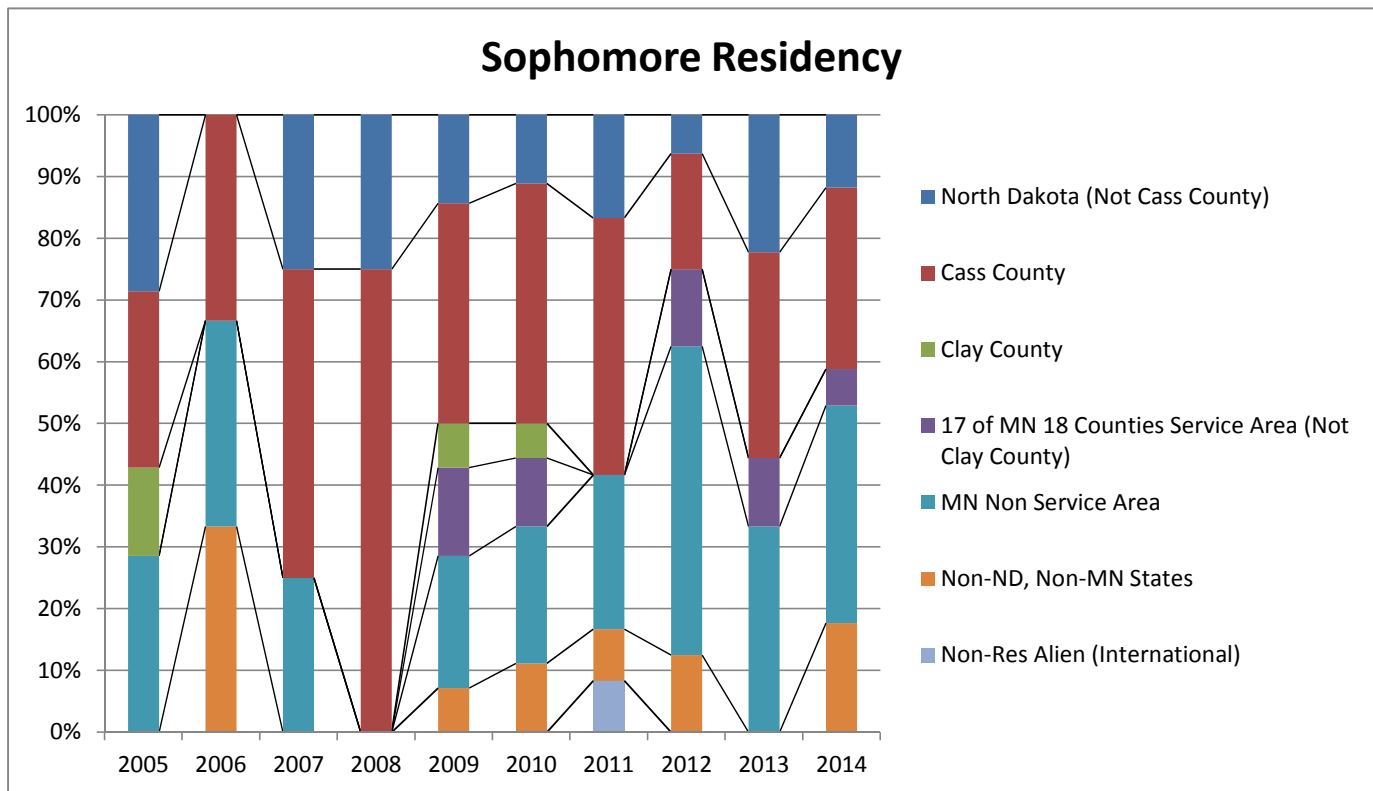
	2005	2006	2007	2008	2009	2010	2011	2012	2013	2014
North Dakota (Not Cass County)	25.0%	50.0%	0.0%	25.0%	0.0%	0.0%	37.5%	0.0%	11.1%	16.7%
Cass County	75.0%	0.0%	33.3%	50.0%	75.0%	60.0%	12.5%	0.0%	33.3%	50.0%
Clay County	0.0%	50.0%	33.3%	25.0%	0.0%	0.0%	0.0%	0.0%	0.0%	0.0%
17 of MN 18 Counties Service Area (Not Clay County)	0.0%	0.0%	0.0%	0.0%	0.0%	0.0%	12.5%	0.0%	0.0%	16.7%
MN Non Service Area	0.0%	0.0%	33.3%	0.0%	0.0%	20.0%	25.0%	50.0%	22.2%	16.7%
Non-ND, Non-MN States	0.0%	0.0%	0.0%	0.0%	0.0%	0.0%	12.5%	50.0%	33.3%	0.0%
Non-Res Alien (International)	0.0%	0.0%	0.0%	0.0%	25.0%	20.0%	0.0%	0.0%	0.0%	0.0%
Total	100.0%	100.0%	100.0%	100.0%	100.0%	100.0%	100.0%	100.0%	100.0%	100.0%

Total Students 4 2 3 4 4 5 8 2 9 6

Percentage of Total UG Students 20.0% 9.5% 12.0% 11.4% 9.1% 9.3% 13.3% 3.0% 15.5% 10.0%

Note: Official Fall 4th Week Enrollment Census Data and residency means native ('home address') residency, i.e., NOT 'tuition' residency.

North Dakota State University
College of Arts, Humanities and Social Sciences
Emergency Management Enrollment Percentage



Emergency Management Sophomore

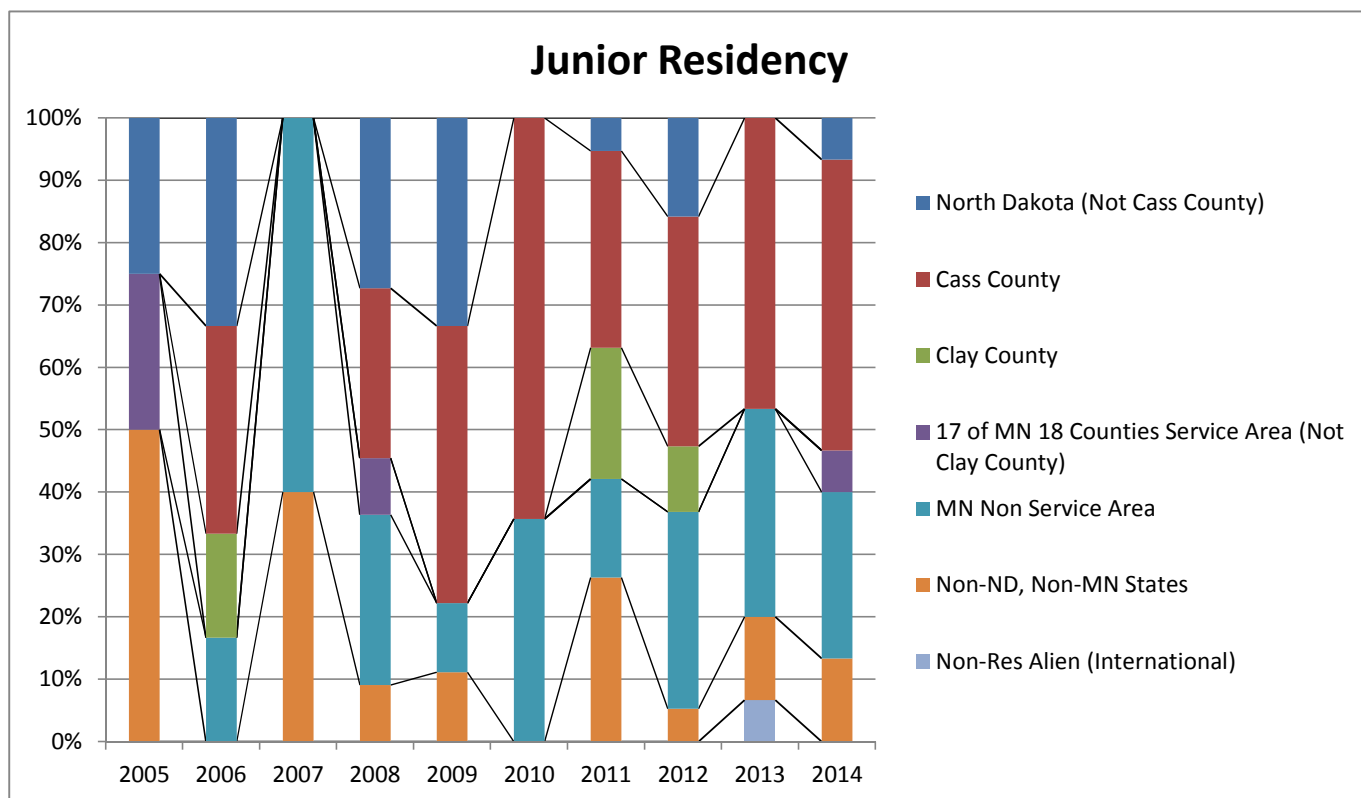
	2005	2006	2007	2008	2009	2010	2011	2012	2013	2014
North Dakota (Not Cass County)	28.6%	0.0%	25.0%	25.0%	14.3%	11.1%	16.7%	6.3%	22.2%	11.8%
Cass County	28.6%	33.3%	50.0%	75.0%	35.7%	38.9%	41.7%	18.8%	33.3%	29.4%
Clay County	14.3%	0.0%	0.0%	0.0%	7.1%	5.6%	0.0%	0.0%	0.0%	0.0%
17 of MN 18 Counties Service Area (Not Clay County)	0.0%	0.0%	0.0%	0.0%	14.3%	11.1%	0.0%	12.5%	11.1%	5.9%
MN Non Service Area	28.6%	33.3%	25.0%	0.0%	21.4%	22.2%	25.0%	50.0%	33.3%	35.3%
Non-ND, Non-MN States	0.0%	33.3%	0.0%	0.0%	7.1%	11.1%	8.3%	12.5%	0.0%	17.6%
Non-Res Alien (International)	0.0%	0.0%	0.0%	0.0%	0.0%	0.0%	8.3%	0.0%	0.0%	0.0%
Total	100.0%	100.0%	100.0%	100.0%	100.0%	100.0%	100.0%	100.0%	100.0%	100.0%

Total Students	7	3	8	8	14	18	12	16	9	17
----------------	---	---	---	---	----	----	----	----	---	----

Percentage of Total UG Students	35.0%	14.3%	32.0%	22.9%	31.8%	33.3%	20.0%	23.9%	15.5%	28.3%
---------------------------------	-------	-------	-------	-------	-------	-------	-------	-------	-------	-------

Note: Official Fall 4th Week Enrollment Census Data and residency means native ('home address') residency, i.e., NOT 'tuition' residency.

North Dakota State University
College of Arts, Humanities and Social Sciences
Emergency Management Enrollment Percentage



Emergency Management Junior

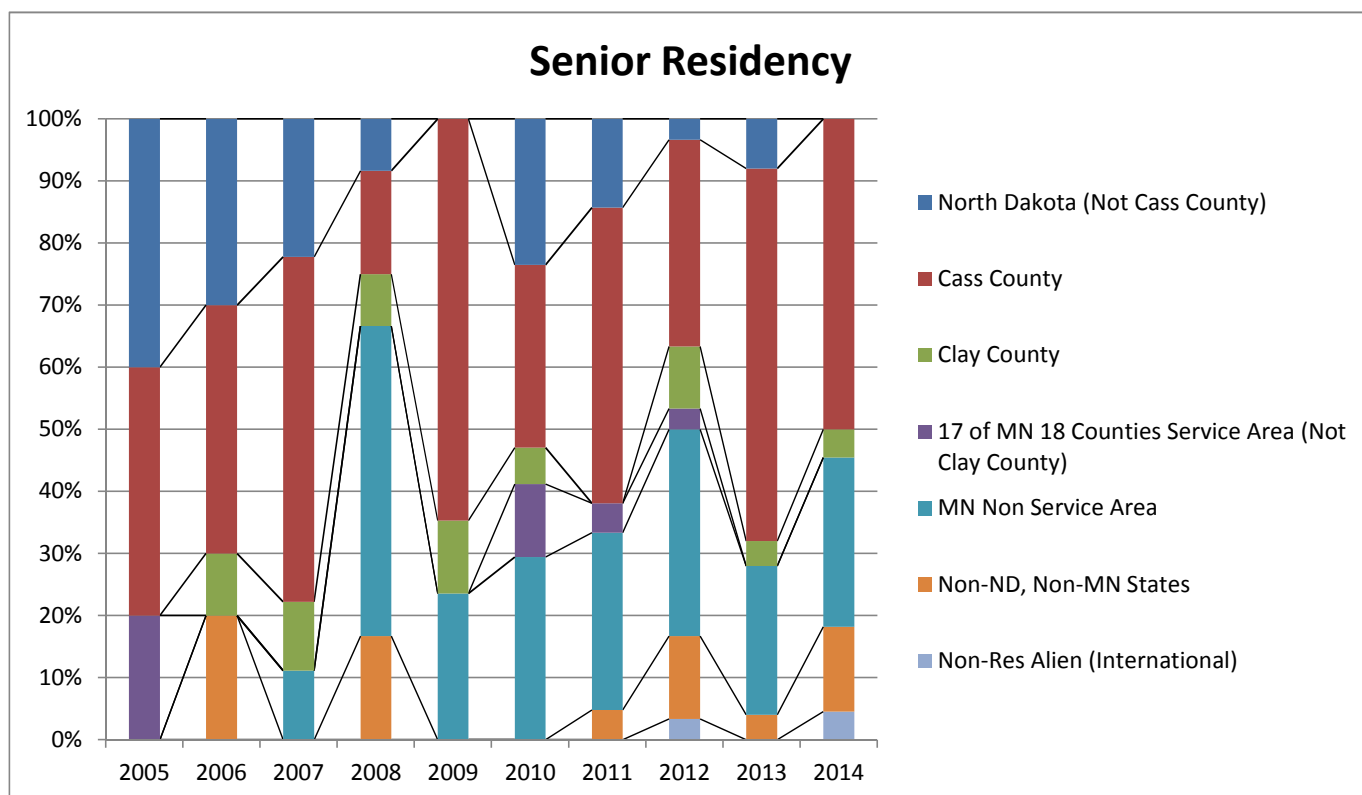
	2005	2006	2007	2008	2009	2010	2011	2012	2013	2014
North Dakota (Not Cass County)	25.0%	33.3%	0.0%	27.3%	33.3%	0.0%	5.3%	15.8%	0.0%	6.7%
Cass County	0.0%	33.3%	0.0%	27.3%	44.4%	64.3%	31.6%	36.8%	46.7%	46.7%
Clay County	0.0%	16.7%	0.0%	0.0%	0.0%	0.0%	21.1%	10.5%	0.0%	0.0%
17 of MN 18 Counties Service Area (Not Clay County)	25.0%	0.0%	0.0%	9.1%	0.0%	0.0%	0.0%	0.0%	0.0%	6.7%
MN Non Service Area	0.0%	16.7%	60.0%	27.3%	11.1%	35.7%	15.8%	31.6%	33.3%	26.7%
Non-ND, Non-MN States	50.0%	0.0%	40.0%	9.1%	11.1%	0.0%	26.3%	5.3%	13.3%	13.3%
Non-Res Alien (International)	0.0%	0.0%	0.0%	0.0%	0.0%	0.0%	0.0%	0.0%	6.7%	0.0%
Total	100.0%	100.0%	100.0%	100.0%	100.0%	100.0%	100.0%	100.0%	100.0%	100.0%

Total Students	4	6	5	11	9	14	19	19	15	15
----------------	---	---	---	----	---	----	----	----	----	----

Percentage of Total UG Students	20.0%	28.6%	20.0%	31.4%	20.5%	25.9%	31.7%	28.4%	25.9%	25.0%
---------------------------------	-------	-------	-------	-------	-------	-------	-------	-------	-------	-------

Note: Official Fall 4th Week Enrollment Census Data and residency means native ('home address') residency, i.e., NOT 'tuition' residency.

North Dakota State University
College of Arts, Humanities and Social Sciences
Emergency Management Enrollment Percentage



Emergency Management Senior

	2005	2006	2007	2008	2009	2010	2011	2012	2013	2014
North Dakota (Not Cass County)	40.0%	30.0%	22.2%	8.3%	0.0%	23.5%	14.3%	3.3%	8.0%	0.0%
Cass County	40.0%	40.0%	55.6%	16.7%	64.7%	29.4%	47.6%	33.3%	60.0%	50.0%
Clay County	0.0%	10.0%	11.1%	8.3%	11.8%	5.9%	0.0%	10.0%	4.0%	4.5%
17 of MN 18 Counties Service Area (Not Clay County)	20.0%	0.0%	0.0%	0.0%	0.0%	11.8%	4.8%	3.3%	0.0%	0.0%
MN Non Service Area	0.0%	0.0%	11.1%	50.0%	23.5%	29.4%	28.6%	33.3%	24.0%	27.3%
Non-ND, Non-MN States	0.0%	20.0%	0.0%	16.7%	0.0%	0.0%	4.8%	13.3%	4.0%	13.6%
Non-Res Alien (International)	0.0%	0.0%	0.0%	0.0%	0.0%	0.0%	0.0%	3.3%	0.0%	4.5%
Total	100.0%	100.0%	100.0%	100.0%	100.0%	100.0%	100.0%	100.0%	100.0%	100.0%

Total Students	5	10	9	12	17	17	21	30	25	22
----------------	---	----	---	----	----	----	----	----	----	----

Percentage of Total UG Students	25.0%	47.6%	36.0%	34.3%	38.6%	31.5%	35.0%	44.8%	43.1%	36.7%
---------------------------------	-------	-------	-------	-------	-------	-------	-------	-------	-------	-------

Note: Official Fall 4th Week Enrollment Census Data and residency means native ('home address') residency, i.e., NOT 'tuition' residency.