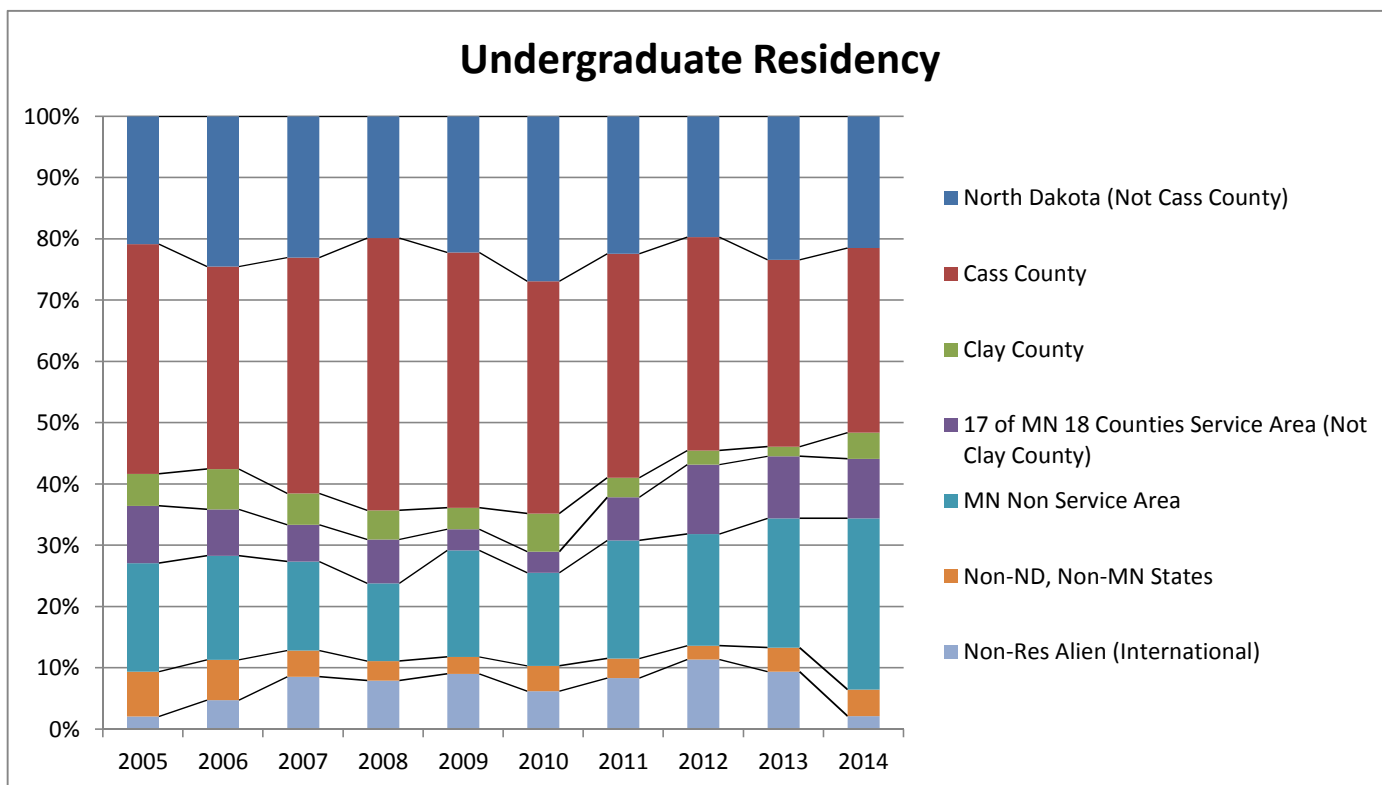


North Dakota State University
College of Arts, Humanities and Social Sciences
English Enrollment Percentage



English Undergraduate

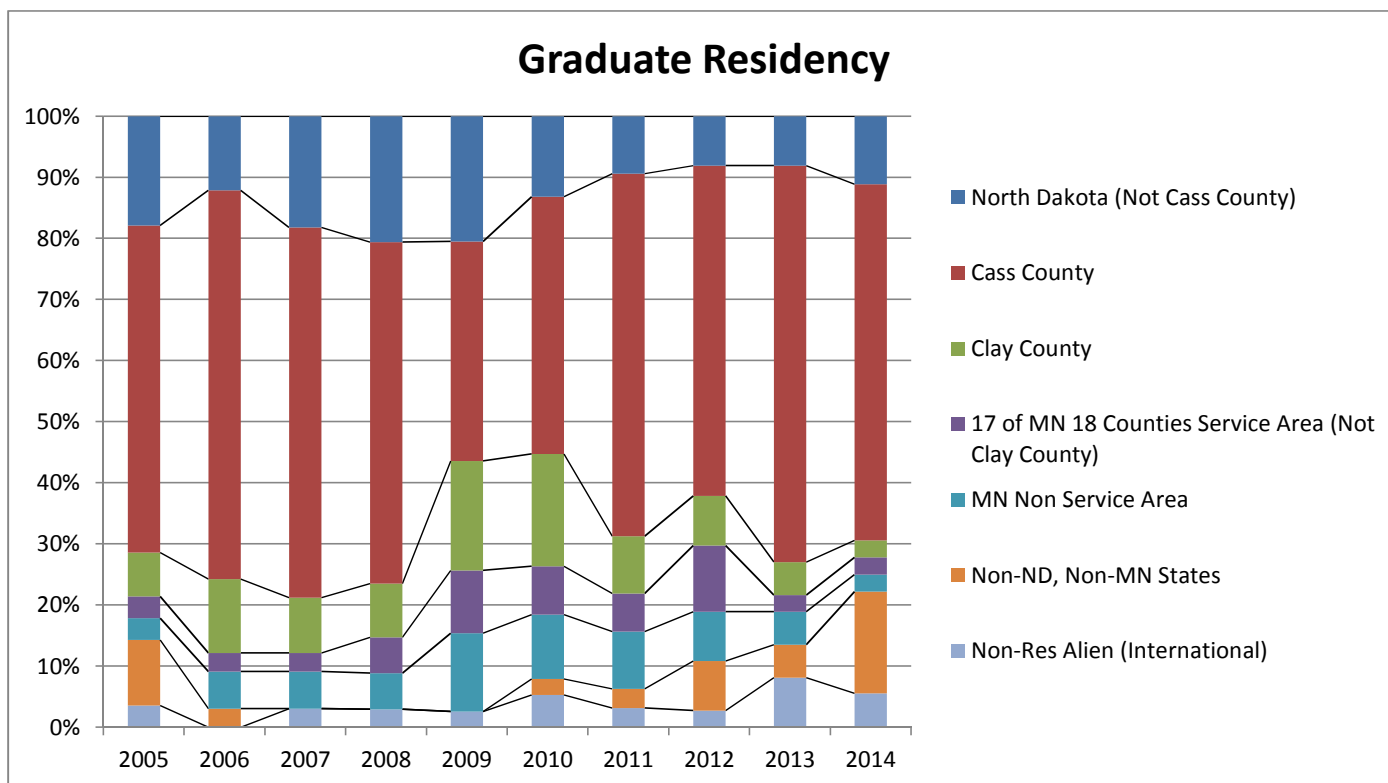
	2005	2006	2007	2008	2009	2010	2011	2012	2013	2014
North Dakota (Not Cass County)	20.8%	24.5%	23.1%	19.8%	22.2%	26.9%	22.4%	19.7%	23.4%	21.5%
Cass County	37.5%	33.0%	38.5%	44.4%	41.7%	37.9%	36.5%	34.8%	30.5%	30.1%
Clay County	5.2%	6.6%	5.1%	4.8%	3.5%	6.2%	3.2%	2.3%	1.6%	4.3%
17 of MN 18 Counties Service Area (Not Clay County)	9.4%	7.5%	6.0%	7.1%	3.5%	3.4%	7.1%	11.4%	10.2%	9.7%
MN Non Service Area	17.7%	17.0%	14.5%	12.7%	17.4%	15.2%	19.2%	18.2%	21.1%	28.0%
Non-ND, Non-MN States	7.3%	6.6%	4.3%	3.2%	2.8%	4.1%	3.2%	2.3%	3.9%	4.3%
Non-Res Alien (International)	2.1%	4.7%	8.5%	7.9%	9.0%	6.2%	8.3%	11.4%	9.4%	2.2%
Total	100.0%	100.0%	100.0%	100.0%	100.0%	100.0%	100.0%	100.0%	100.0%	100.0%

Total Students	96	106	117	126	144	145	156	132	128	93
----------------	----	-----	-----	-----	-----	-----	-----	-----	-----	----

Percentage of Total Students	77.4%	76.3%	78.0%	78.8%	78.7%	79.2%	83.0%	78.1%	77.6%	72.1%
------------------------------	-------	-------	-------	-------	-------	-------	-------	-------	-------	-------

Note: Official Fall 4th Week Enrollment Census Data and residency means native ('home address') residency, i.e., NOT 'tuition' residency.

North Dakota State University
College of Arts, Humanities and Social Sciences
English Enrollment Percentage



English Graduate

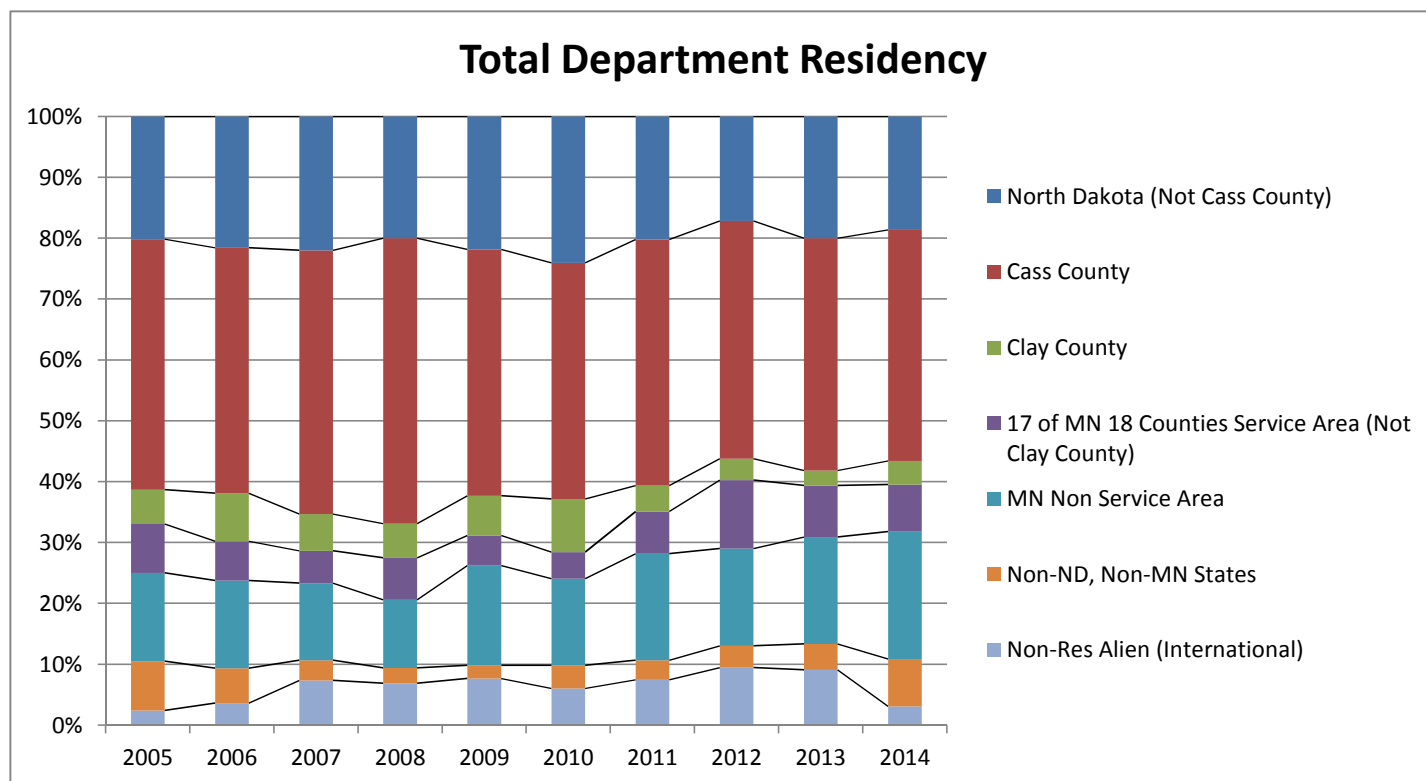
	2005	2006	2007	2008	2009	2010	2011	2012	2013	2014
North Dakota (Not Cass County)	17.9%	12.1%	18.2%	20.6%	20.5%	13.2%	9.4%	8.1%	8.1%	11.1%
Cass County	53.6%	63.6%	60.6%	55.9%	35.9%	42.1%	59.4%	54.1%	64.9%	58.3%
Clay County	7.1%	12.1%	9.1%	8.8%	17.9%	18.4%	9.4%	8.1%	5.4%	2.8%
17 of MN 18 Counties Service Area (Not Clay County)	3.6%	3.0%	3.0%	5.9%	10.3%	7.9%	6.3%	10.8%	2.7%	2.8%
MN Non Service Area	3.6%	6.1%	6.1%	5.9%	12.8%	10.5%	9.4%	8.1%	5.4%	2.8%
Non-ND, Non-MN States	10.7%	3.0%	0.0%	0.0%	0.0%	2.6%	3.1%	8.1%	5.4%	16.7%
Non-Res Alien (International)	3.6%	0.0%	3.0%	2.9%	2.6%	5.3%	3.1%	2.7%	8.1%	5.6%
Total	100.0%	100.0%	100.0%	100.0%	100.0%	100.0%	100.0%	100.0%	100.0%	100.0%

Total Students	28	33	33	34	39	38	32	37	37	36
----------------	----	----	----	----	----	----	----	----	----	----

Percentage of Total Students	22.6%	23.7%	22.0%	21.3%	21.3%	20.8%	17.0%	21.9%	22.4%	27.9%
------------------------------	-------	-------	-------	-------	-------	-------	-------	-------	-------	-------

Note: Official Fall 4th Week Enrollment Census Data and residency means native ('home address') residency, i.e., NOT 'tuition' residency.

North Dakota State University
College of Arts, Humanities and Social Sciences
English Enrollment Percentage

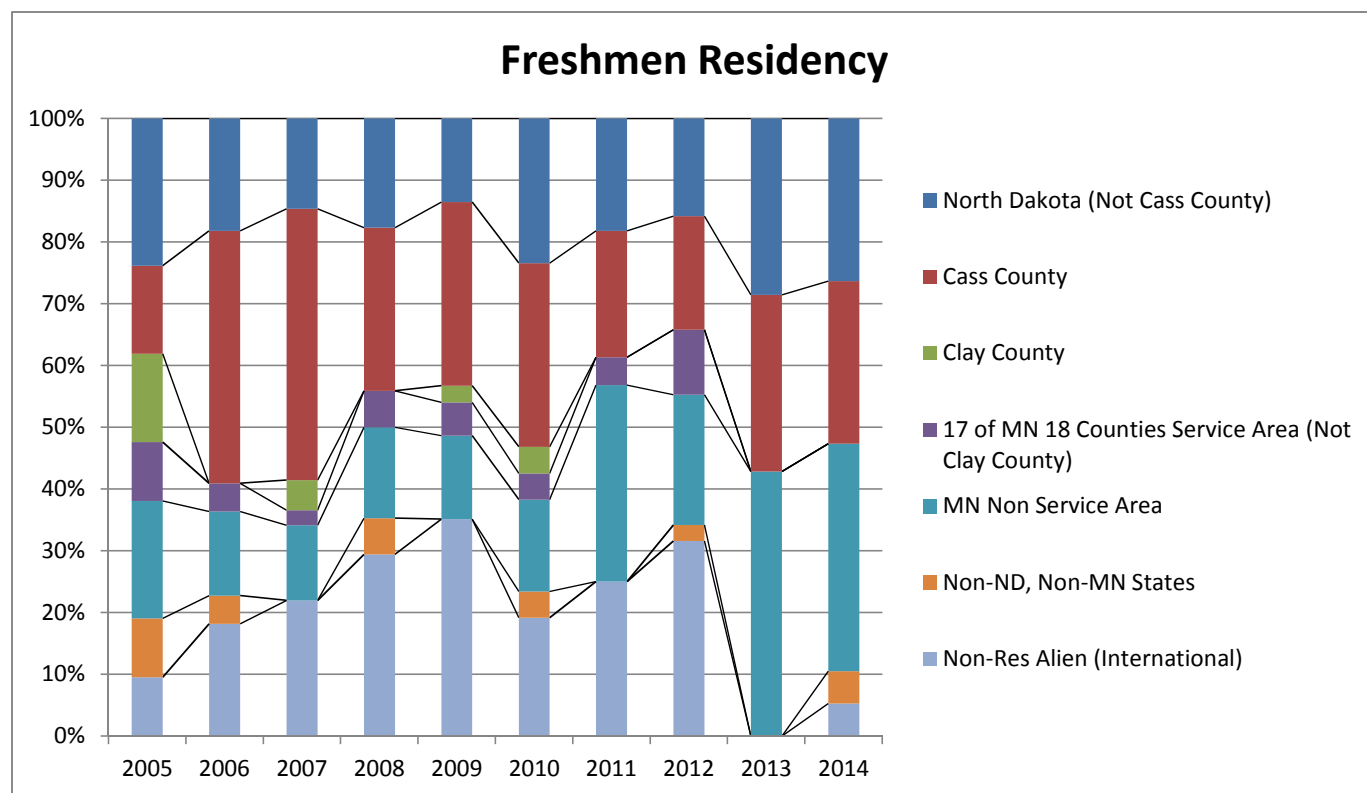


English

	2005	2006	2007	2008	2009	2010	2011	2012	2013	2014
North Dakota (Not Cass County)	20.2%	21.6%	22.0%	20.0%	21.9%	24.0%	20.2%	17.2%	20.0%	18.6%
Cass County	41.1%	40.3%	43.3%	46.9%	40.4%	38.8%	40.4%	39.1%	38.2%	38.0%
Clay County	5.6%	7.9%	6.0%	5.6%	6.6%	8.7%	4.3%	3.6%	2.4%	3.9%
17 of MN 18 Counties Service Area (Not Clay County)	8.1%	6.5%	5.3%	6.9%	4.9%	4.4%	6.9%	11.2%	8.5%	7.8%
MN Non Service Area	14.5%	14.4%	12.7%	11.3%	16.4%	14.2%	17.6%	16.0%	17.6%	20.9%
Non-ND, Non-MN States	8.1%	5.8%	3.3%	2.5%	2.2%	3.8%	3.2%	3.6%	4.2%	7.8%
Non-Res Alien (International)	2.4%	3.6%	7.3%	6.9%	7.7%	6.0%	7.4%	9.5%	9.1%	3.1%
Total	100.0%	100.0%	100.0%	100.0%	100.0%	100.0%	100.0%	100.0%	100.0%	100.0%
Total Students	124	139	150	160	183	183	188	169	165	129
Percentage of Total Students	100.0%	100.0%	100.0%	100.0%	100.0%	100.0%	100.0%	100.0%	100.0%	100.0%

Note: Official Fall 4th Week Enrollment Census Data and residency means native ('home address') residency, i.e., NOT 'tuition' residency.

North Dakota State University
College of Arts, Humanities and Social Sciences
English Enrollment Percentage



English Freshmen

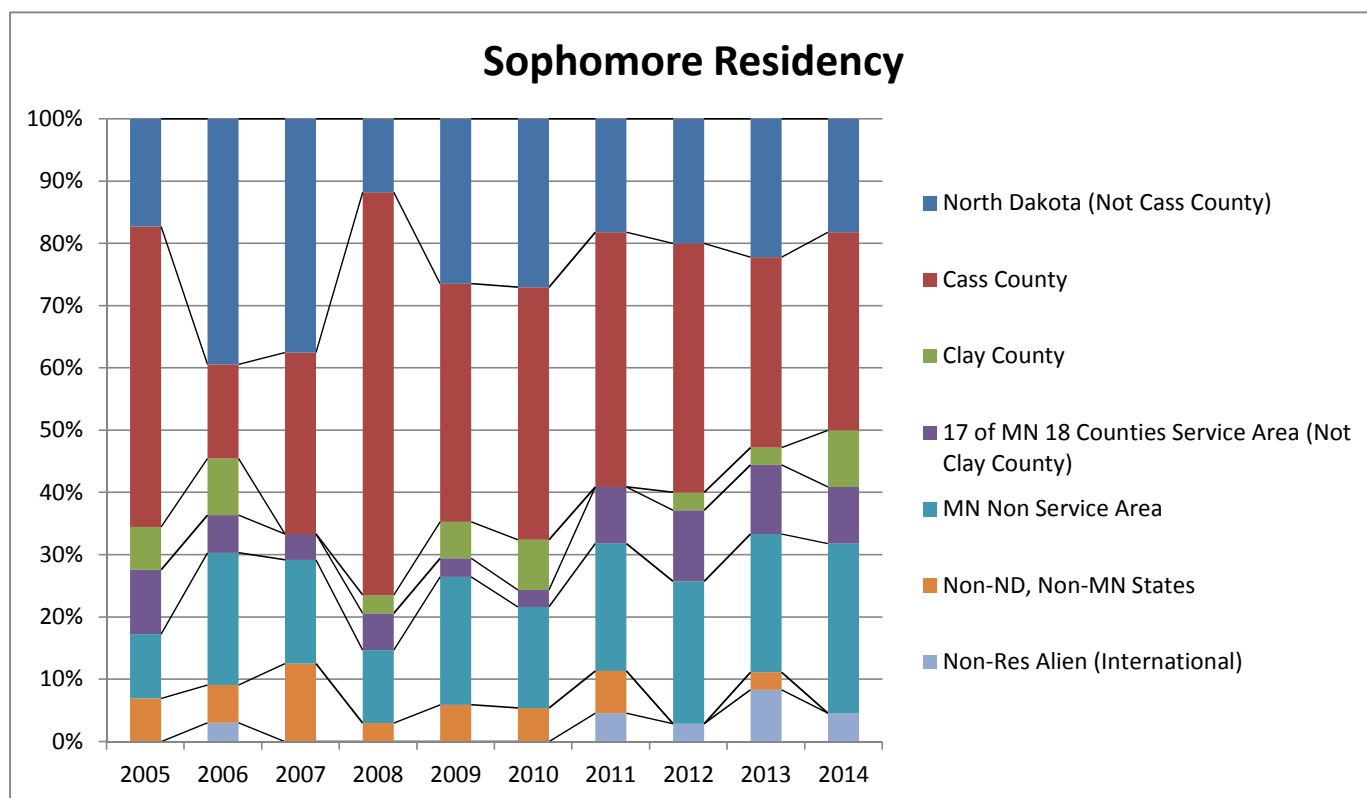
	2005	2006	2007	2008	2009	2010	2011	2012	2013	2014
North Dakota (Not Cass County)	23.8%	18.2%	14.6%	17.6%	13.5%	23.4%	18.2%	15.8%	28.6%	26.3%
Cass County	14.3%	40.9%	43.9%	26.5%	29.7%	29.8%	20.5%	18.4%	28.6%	26.3%
Clay County	14.3%	0.0%	4.9%	0.0%	2.7%	4.3%	0.0%	0.0%	0.0%	0.0%
17 of MN 18 Counties Service Area (Not Clay County)	9.5%	4.5%	2.4%	5.9%	5.4%	4.3%	4.5%	10.5%	0.0%	0.0%
MN Non Service Area	19.0%	13.6%	12.2%	14.7%	13.5%	14.9%	31.8%	21.1%	42.9%	36.8%
Non-ND, Non-MN States	9.5%	4.5%	0.0%	5.9%	0.0%	4.3%	0.0%	2.6%	0.0%	5.3%
Non-Res Alien (International)	9.5%	18.2%	22.0%	29.4%	35.1%	19.1%	25.0%	31.6%	0.0%	5.3%
Total	100.0%	100.0%	100.0%	100.0%	100.0%	100.0%	100.0%	100.0%	100.0%	100.0%

Total Students	21	22	41	34	37	47	44	38	21	19
----------------	----	----	----	----	----	----	----	----	----	----

Percentage of Total UG Students	21.9%	20.8%	35.0%	27.0%	25.7%	32.4%	28.2%	28.8%	16.4%	20.4%
---------------------------------	-------	-------	-------	-------	-------	-------	-------	-------	-------	-------

Note: Official Fall 4th Week Enrollment Census Data and residency means native ('home address') residency, i.e., NOT 'tuition' residency.

North Dakota State University
College of Arts, Humanities and Social Sciences
English Enrollment Percentage



English Sophomore

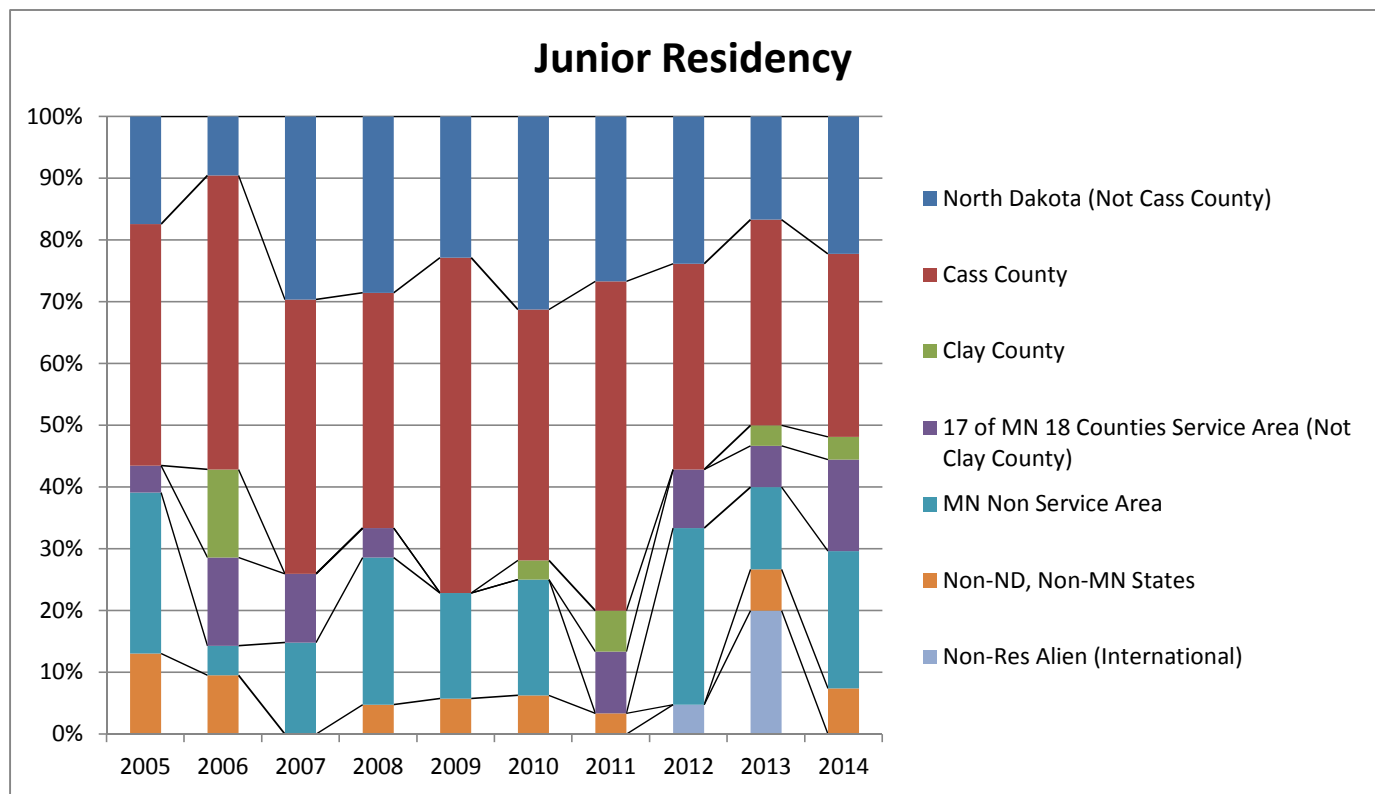
	2005	2006	2007	2008	2009	2010	2011	2012	2013	2014
North Dakota (Not Cass County)	17.2%	39.4%	37.5%	11.8%	26.5%	27.0%	18.2%	20.0%	22.2%	18.2%
Cass County	48.3%	15.2%	29.2%	64.7%	38.2%	40.5%	40.9%	40.0%	30.6%	31.8%
Clay County	6.9%	9.1%	0.0%	2.9%	5.9%	8.1%	0.0%	2.9%	2.8%	9.1%
17 of MN 18 Counties Service Area (Not Clay County)	10.3%	6.1%	4.2%	5.9%	2.9%	2.7%	9.1%	11.4%	11.1%	9.1%
MN Non Service Area	10.3%	21.2%	16.7%	11.8%	20.6%	16.2%	20.5%	22.9%	22.2%	27.3%
Non-ND, Non-MN States	6.9%	6.1%	12.5%	2.9%	5.9%	5.4%	6.8%	0.0%	2.8%	0.0%
Non-Res Alien (International)	0.0%	3.0%	0.0%	0.0%	0.0%	0.0%	4.5%	2.9%	8.3%	4.5%
Total	100.0%	100.0%	100.0%	100.0%	100.0%	100.0%	100.0%	100.0%	100.0%	100.0%

Total Students	29	33	24	34	34	37	44	35	36	22
----------------	----	----	----	----	----	----	----	----	----	----

Percentage of Total UG Students	30.2%	31.1%	20.5%	27.0%	23.6%	25.5%	28.2%	26.5%	28.1%	23.7%
---------------------------------	-------	-------	-------	-------	-------	-------	-------	-------	-------	-------

Note: Official Fall 4th Week Enrollment Census Data and residency means native ('home address') residency, i.e., NOT 'tuition' residency.

North Dakota State University
College of Arts, Humanities and Social Sciences
English Enrollment Percentage



English Junior

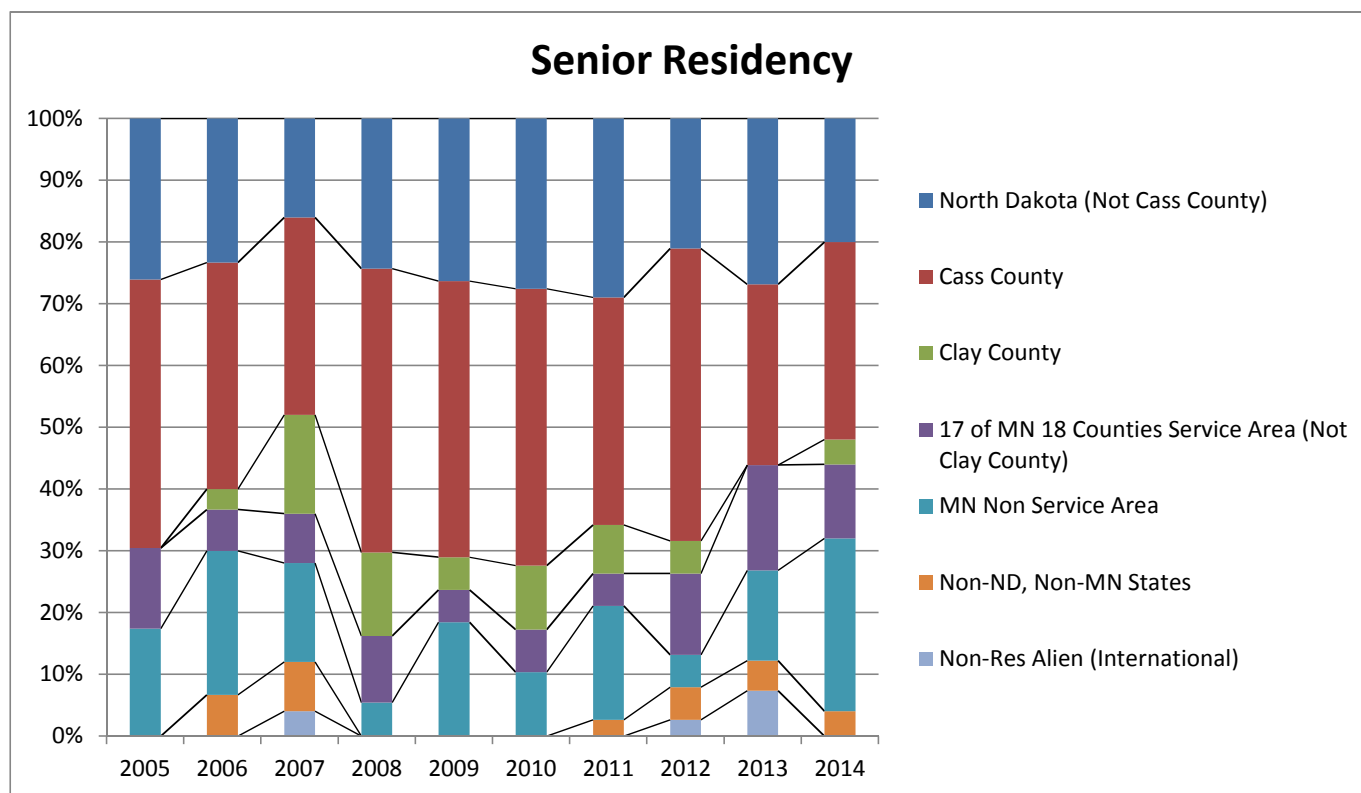
	2005	2006	2007	2008	2009	2010	2011	2012	2013	2014
North Dakota (Not Cass County)	17.4%	9.5%	29.6%	28.6%	22.9%	31.3%	26.7%	23.8%	16.7%	22.2%
Cass County	39.1%	47.6%	44.4%	38.1%	54.3%	40.6%	53.3%	33.3%	33.3%	29.6%
Clay County	0.0%	14.3%	0.0%	0.0%	0.0%	3.1%	6.7%	0.0%	3.3%	3.7%
17 of MN 18 Counties Service Area (Not Clay County)	4.3%	14.3%	11.1%	4.8%	0.0%	0.0%	10.0%	9.5%	6.7%	14.8%
MN Non Service Area	26.1%	4.8%	14.8%	23.8%	17.1%	18.8%	0.0%	28.6%	13.3%	22.2%
Non-ND, Non-MN States	13.0%	9.5%	0.0%	4.8%	5.7%	6.3%	3.3%	0.0%	6.7%	7.4%
Non-Res Alien (International)	0.0%	0.0%	0.0%	0.0%	0.0%	0.0%	0.0%	4.8%	20.0%	0.0%
Total	100.0%	100.0%	100.0%	100.0%	100.0%	100.0%	100.0%	100.0%	100.0%	100.0%

Total Students	23	21	27	21	35	32	30	21	30	27
----------------	----	----	----	----	----	----	----	----	----	----

Percentage of Total UG Students	24.0%	19.8%	23.1%	16.7%	24.3%	22.1%	19.2%	15.9%	23.4%	29.0%
---------------------------------	-------	-------	-------	-------	-------	-------	-------	-------	-------	-------

Note: Official Fall 4th Week Enrollment Census Data and residency means native ('home address') residency, i.e., NOT 'tuition' residency.

North Dakota State University
College of Arts, Humanities and Social Sciences
English Enrollment Percentage



English Senior

	2005	2006	2007	2008	2009	2010	2011	2012	2013	2014
North Dakota (Not Cass County)	26.1%	23.3%	16.0%	24.3%	26.3%	27.6%	28.9%	21.1%	26.8%	20.0%
Cass County	43.5%	36.7%	32.0%	45.9%	44.7%	44.8%	36.8%	47.4%	29.3%	32.0%
Clay County	0.0%	3.3%	16.0%	13.5%	5.3%	10.3%	7.9%	5.3%	0.0%	4.0%
17 of MN 18 Counties Service Area (Not Clay County)	13.0%	6.7%	8.0%	10.8%	5.3%	6.9%	5.3%	13.2%	17.1%	12.0%
MN Non Service Area	17.4%	23.3%	16.0%	5.4%	18.4%	10.3%	18.4%	5.3%	14.6%	28.0%
Non-ND, Non-MN States	0.0%	6.7%	8.0%	0.0%	0.0%	0.0%	2.6%	5.3%	4.9%	4.0%
Non-Res Alien (International)	0.0%	0.0%	4.0%	0.0%	0.0%	0.0%	0.0%	2.6%	7.3%	0.0%
Total	100.0%	100.0%	100.0%	100.0%	100.0%	100.0%	100.0%	100.0%	100.0%	100.0%

Total Students	23	30	25	37	38	29	38	38	41	25
----------------	----	----	----	----	----	----	----	----	----	----

Percentage of Total UG Students	24.0%	28.3%	21.4%	29.4%	26.4%	20.0%	24.4%	28.8%	32.0%	26.9%
---------------------------------	-------	-------	-------	-------	-------	-------	-------	-------	-------	-------

Note: Official Fall 4th Week Enrollment Census Data and residency means native ('home address') residency, i.e., NOT 'tuition' residency.