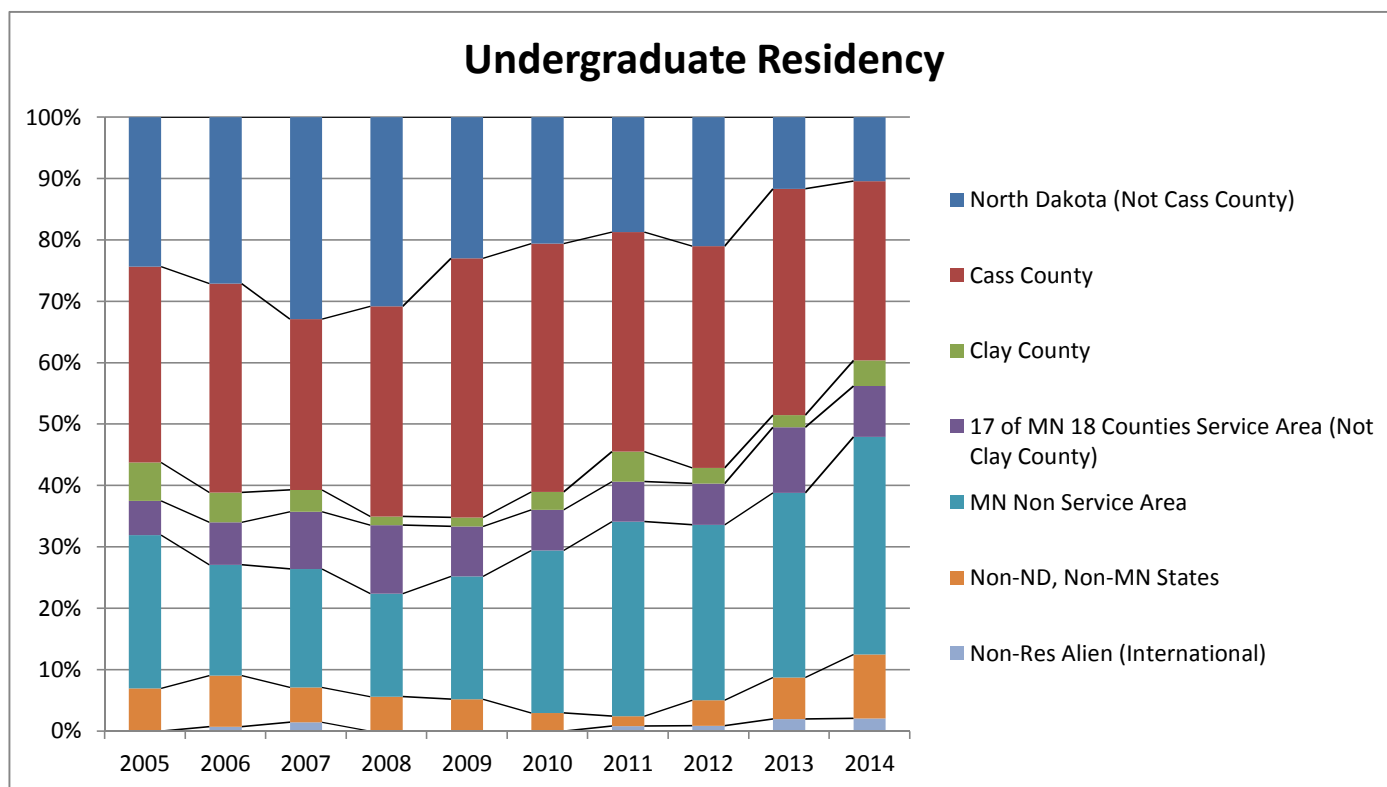


**North Dakota State University**  
**College of Arts, Humanities and Social Sciences**  
**History, Philosophy and Religious Studies Enrollment Percentage**

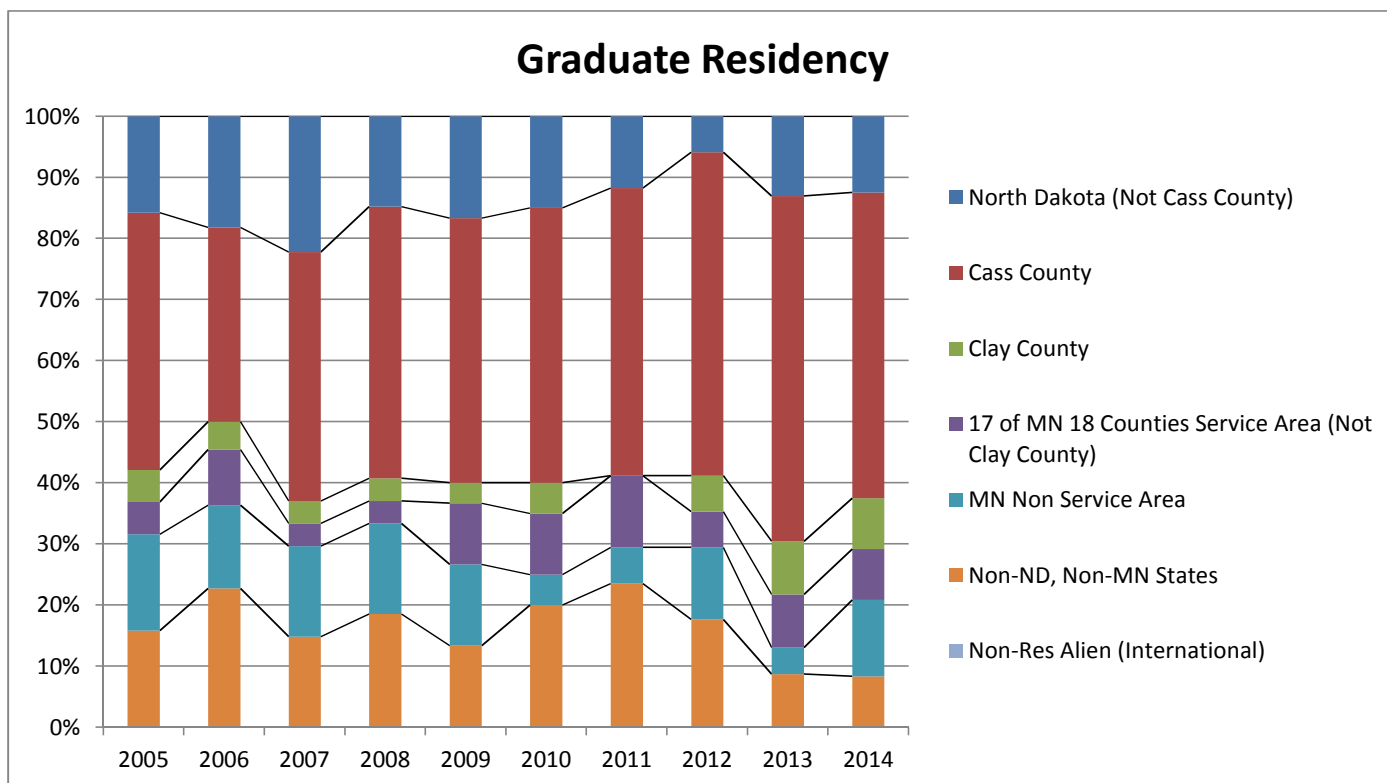


**History, Philosophy and Religious Studies Undergraduate**

	2005	2006	2007	2008	2009	2010	2011	2012	2013	2014
North Dakota (Not Cass County)	24.3%	27.1%	32.9%	30.8%	23.0%	20.6%	18.7%	21.0%	11.7%	10.4%
Cass County	31.9%	34.0%	27.9%	34.3%	42.2%	40.4%	35.8%	36.1%	36.9%	29.2%
Clay County	6.3%	4.9%	3.6%	1.4%	1.5%	2.9%	4.9%	2.5%	1.9%	4.2%
17 of MN 18 Counties Service Area (Not Clay County)	5.6%	6.9%	9.3%	11.2%	8.1%	6.6%	6.5%	6.7%	10.7%	8.3%
MN Non Service Area	25.0%	18.1%	19.3%	16.8%	20.0%	26.5%	31.7%	28.6%	30.1%	35.4%
Non-ND, Non-MN States	6.9%	8.3%	5.7%	5.6%	5.2%	2.9%	1.6%	4.2%	6.8%	10.4%
Non-Res Alien (International)	0.0%	0.7%	1.4%	0.0%	0.0%	0.0%	0.8%	0.8%	1.9%	2.1%
Total	100.0%	100.0%	100.0%	100.0%	100.0%	100.0%	100.0%	100.0%	100.0%	100.0%
Total Students	144	144	140	143	135	136	123	119	103	96
Percentage of Total Students	88.3%	86.7%	83.8%	84.1%	81.8%	87.2%	87.9%	87.5%	81.7%	80.0%

*Note: Official Fall 4th Week Enrollment Census Data and residency means native ('home address') residency, i.e., NOT 'tuition' residency.*

**North Dakota State University**  
**College of Arts, Humanities and Social Sciences**  
**History, Philosophy and Religious Studies Enrollment Percentage**



**History, Philosophy and Religious Studies Graduate**

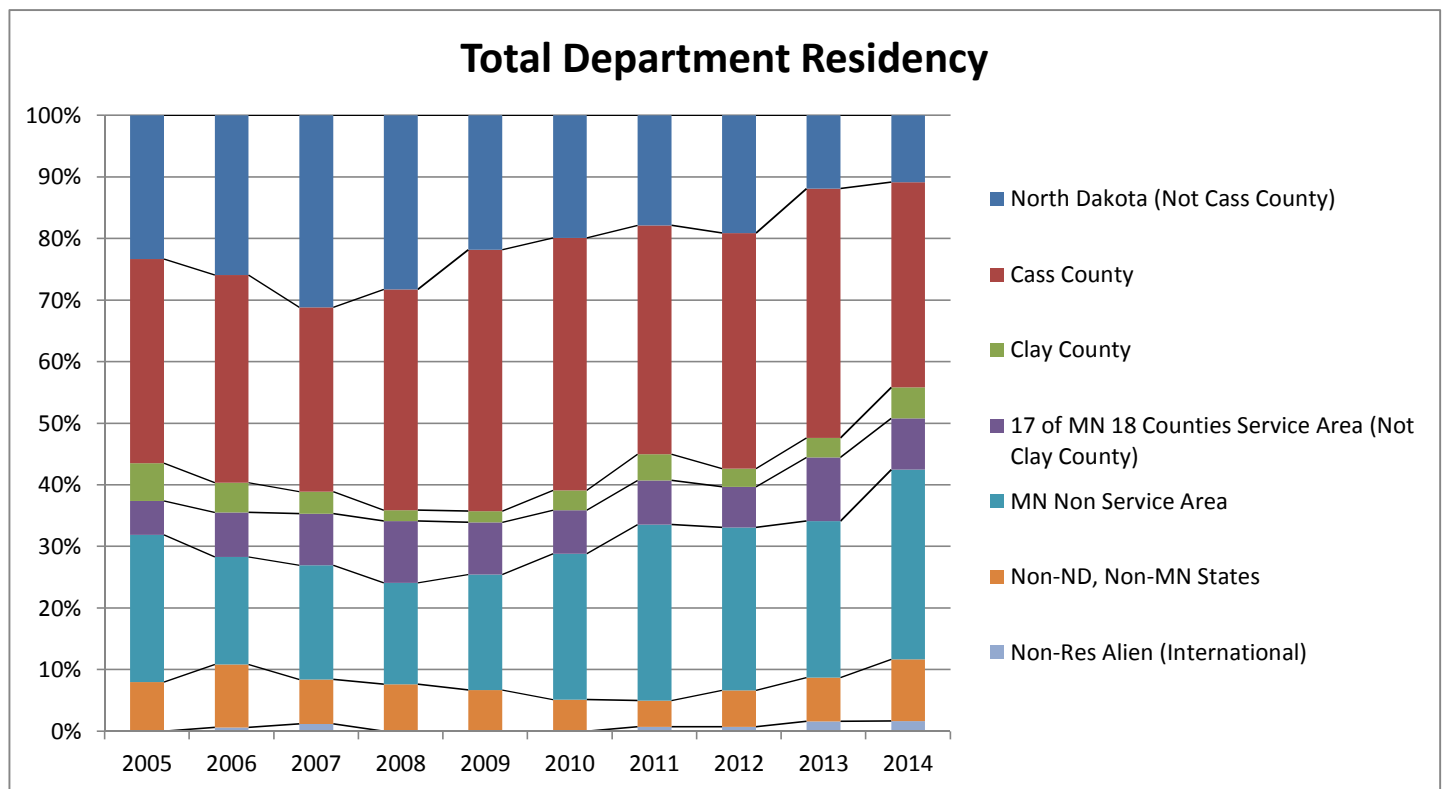
	2005	2006	2007	2008	2009	2010	2011	2012	2013	2014
North Dakota (Not Cass County)	15.8%	18.2%	22.2%	14.8%	16.7%	15.0%	11.8%	5.9%	13.0%	12.5%
Cass County	42.1%	31.8%	40.7%	44.4%	43.3%	45.0%	47.1%	52.9%	56.5%	50.0%
Clay County	5.3%	4.5%	3.7%	3.7%	3.3%	5.0%	0.0%	5.9%	8.7%	8.3%
17 of MN 18 Counties Service Area (Not Clay County)	5.3%	9.1%	3.7%	3.7%	10.0%	10.0%	11.8%	5.9%	8.7%	8.3%
MN Non Service Area	15.8%	13.6%	14.8%	14.8%	13.3%	5.0%	5.9%	11.8%	4.3%	12.5%
Non-ND, Non-MN States	15.8%	22.7%	14.8%	18.5%	13.3%	20.0%	23.5%	17.6%	8.7%	8.3%
Non-Res Alien (International)	0.0%	0.0%	0.0%	0.0%	0.0%	0.0%	0.0%	0.0%	0.0%	0.0%
Total	100.0%	100.0%	100.0%	100.0%	100.0%	100.0%	100.0%	100.0%	100.0%	100.0%

Total Students	19	22	27	27	30	20	17	17	23	24
----------------	----	----	----	----	----	----	----	----	----	----

Percentage of Total Students	11.7%	13.3%	16.2%	15.9%	18.2%	12.8%	12.1%	12.5%	18.3%	20.0%
------------------------------	-------	-------	-------	-------	-------	-------	-------	-------	-------	-------

*Note: Official Fall 4th Week Enrollment Census Data and residency means native ('home address') residency, i.e., NOT 'tuition' residency.*

**North Dakota State University**  
**College of Arts, Humanities and Social Sciences**  
**History, Philosophy and Religious Studies Enrollment Percentage**



**History, Philosophy and Religious Studies**

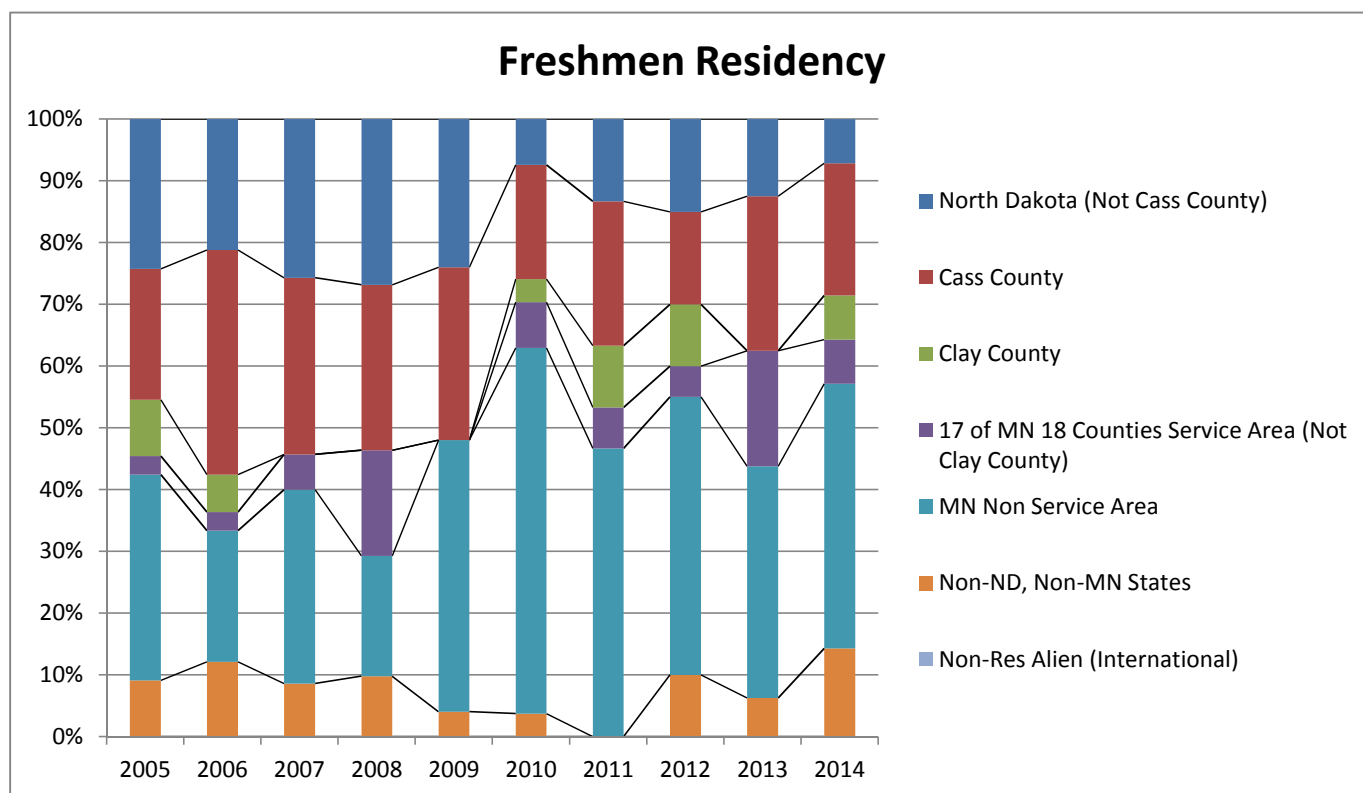
	2005	2006	2007	2008	2009	2010	2011	2012	2013	2014
North Dakota (Not Cass County)	23.3%	25.9%	31.1%	28.2%	21.8%	19.9%	17.9%	19.1%	11.9%	10.8%
Cass County	33.1%	33.7%	29.9%	35.9%	42.4%	41.0%	37.1%	38.2%	40.5%	33.3%
Clay County	6.1%	4.8%	3.6%	1.8%	1.8%	3.2%	4.3%	2.9%	3.2%	5.0%
17 of MN 18 Counties Service Area (Not Clay County)	5.5%	7.2%	8.4%	10.0%	8.5%	7.1%	7.1%	6.6%	10.3%	8.3%
MN Non Service Area	23.9%	17.5%	18.6%	16.5%	18.8%	23.7%	28.6%	26.5%	25.4%	30.8%
Non-ND, Non-MN States	8.0%	10.2%	7.2%	7.6%	6.7%	5.1%	4.3%	5.9%	7.1%	10.0%
Non-Res Alien (International)	0.0%	0.6%	1.2%	0.0%	0.0%	0.0%	0.7%	0.7%	1.6%	1.7%
Total	100.0%	100.0%	100.0%	100.0%	100.0%	100.0%	100.0%	100.0%	100.0%	100.0%

Total Students	163	166	167	170	165	156	140	136	126	120
----------------	-----	-----	-----	-----	-----	-----	-----	-----	-----	-----

Percentage of Total Students	100.0%	100.0%	100.0%	100.0%	100.0%	100.0%	100.0%	100.0%	100.0%	100.0%
------------------------------	--------	--------	--------	--------	--------	--------	--------	--------	--------	--------

*Note: Official Fall 4th Week Enrollment Census Data and residency means native ('home address') residency, i.e., NOT 'tuition' residency.*

**North Dakota State University**  
**College of Arts, Humanities and Social Sciences**  
**History, Philosophy and Religious Studies Enrollment Percentage**



**History, Philosophy and Religious Studies Freshmen**

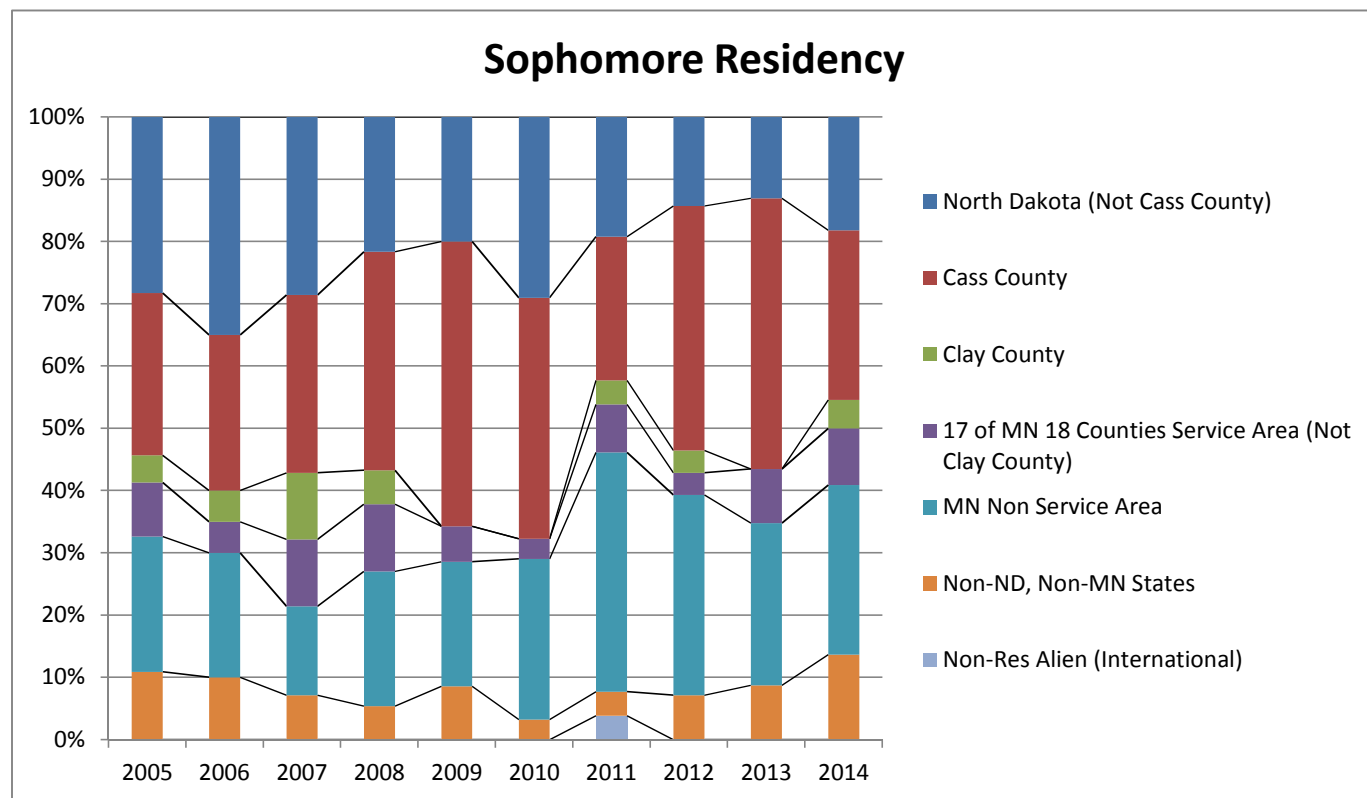
	2005	2006	2007	2008	2009	2010	2011	2012	2013	2014
North Dakota (Not Cass County)	24.2%	21.2%	25.7%	26.8%	24.0%	7.4%	13.3%	15.0%	12.5%	7.1%
Cass County	21.2%	36.4%	28.6%	26.8%	28.0%	18.5%	23.3%	15.0%	25.0%	21.4%
Clay County	9.1%	6.1%	0.0%	0.0%	0.0%	3.7%	10.0%	10.0%	0.0%	7.1%
17 of MN 18 Counties Service Area (Not Clay County)	3.0%	3.0%	5.7%	17.1%	0.0%	7.4%	6.7%	5.0%	18.8%	7.1%
MN Non Service Area	33.3%	21.2%	31.4%	19.5%	44.0%	59.3%	46.7%	45.0%	37.5%	42.9%
Non-ND, Non-MN States	9.1%	12.1%	8.6%	9.8%	4.0%	3.7%	0.0%	10.0%	6.3%	14.3%
Non-Res Alien (International)	0.0%	0.0%	0.0%	0.0%	0.0%	0.0%	0.0%	0.0%	0.0%	0.0%
Total	100.0%	100.0%	100.0%	100.0%	100.0%	100.0%	100.0%	100.0%	100.0%	100.0%

Total Students	33	33	35	41	25	27	30	20	16	14
----------------	----	----	----	----	----	----	----	----	----	----

Percentage of Total UG Students	22.9%	22.9%	25.0%	28.7%	18.5%	19.9%	24.4%	16.8%	15.5%	14.6%
---------------------------------	-------	-------	-------	-------	-------	-------	-------	-------	-------	-------

*Note: Official Fall 4th Week Enrollment Census Data and residency means native ('home address') residency, i.e., NOT 'tuition' residency.*

**North Dakota State University**  
**College of Arts, Humanities and Social Sciences**  
**History, Philosophy and Religious Studies Enrollment Percentage**



**History, Philosophy and Religious Studies Sophomore**

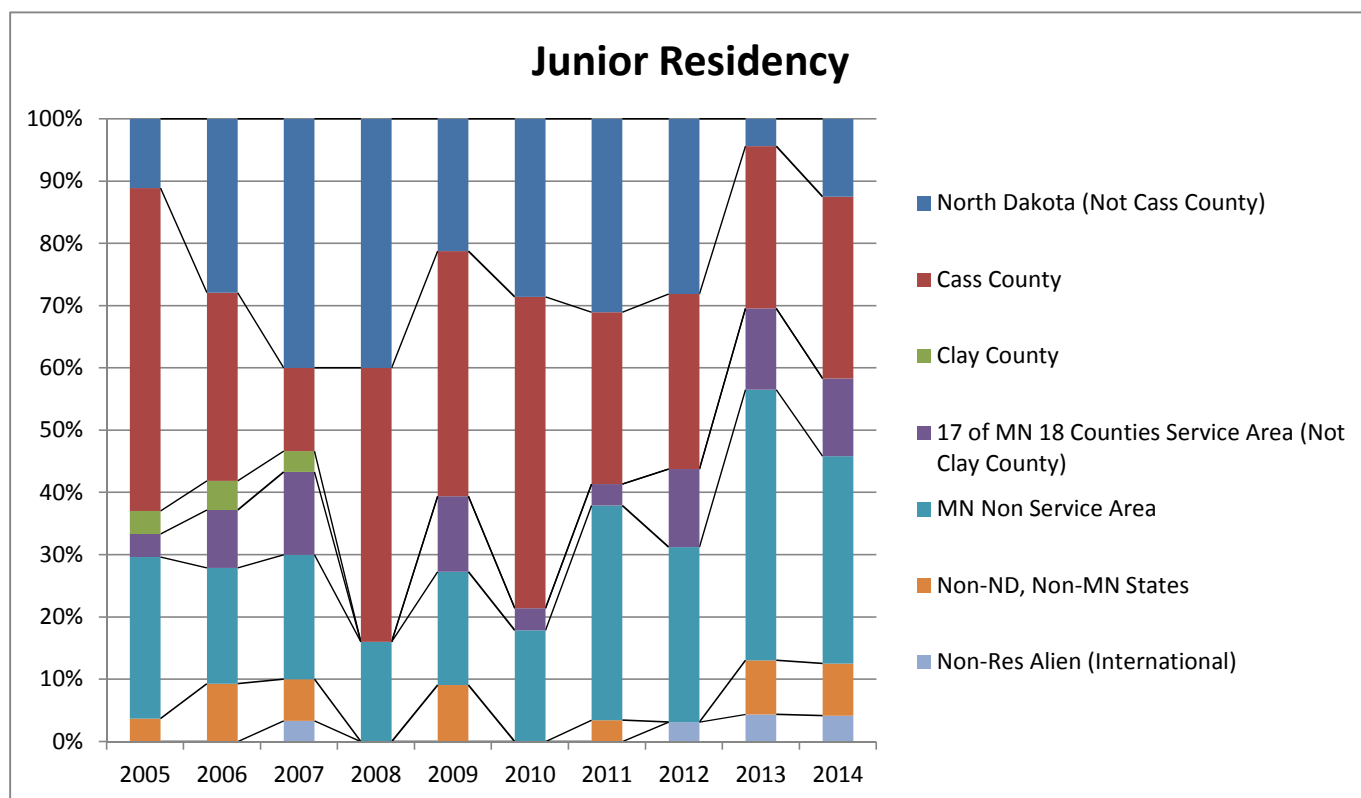
	2005	2006	2007	2008	2009	2010	2011	2012	2013	2014
North Dakota (Not Cass County)	28.3%	35.0%	28.6%	21.6%	20.0%	29.0%	19.2%	14.3%	13.0%	18.2%
Cass County	26.1%	25.0%	28.6%	35.1%	45.7%	38.7%	23.1%	39.3%	43.5%	27.3%
Clay County	4.3%	5.0%	10.7%	5.4%	0.0%	0.0%	3.8%	3.6%	0.0%	4.5%
17 of MN 18 Counties Service Area (Not Clay County)	8.7%	5.0%	10.7%	10.8%	5.7%	3.2%	7.7%	3.6%	8.7%	9.1%
MN Non Service Area	21.7%	20.0%	14.3%	21.6%	20.0%	25.8%	38.5%	32.1%	26.1%	27.3%
Non-ND, Non-MN States	10.9%	10.0%	7.1%	5.4%	8.6%	3.2%	3.8%	7.1%	8.7%	13.6%
Non-Res Alien (International)	0.0%	0.0%	0.0%	0.0%	0.0%	0.0%	3.8%	0.0%	0.0%	0.0%
Total	100.0%	100.0%	100.0%	100.0%	100.0%	100.0%	100.0%	100.0%	100.0%	100.0%

Total Students	46	20	28	37	35	31	26	28	23	22
----------------	----	----	----	----	----	----	----	----	----	----

Percentage of Total UG Students	31.9%	13.9%	20.0%	25.9%	25.9%	22.8%	21.1%	23.5%	22.3%	22.9%
---------------------------------	-------	-------	-------	-------	-------	-------	-------	-------	-------	-------

*Note: Official Fall 4th Week Enrollment Census Data and residency means native ('home address') residency, i.e., NOT 'tuition' residency.*

**North Dakota State University**  
**College of Arts, Humanities and Social Sciences**  
**History, Philosophy and Religious Studies Enrollment Percentage**



**History, Philosophy and Religious Studies Junior**

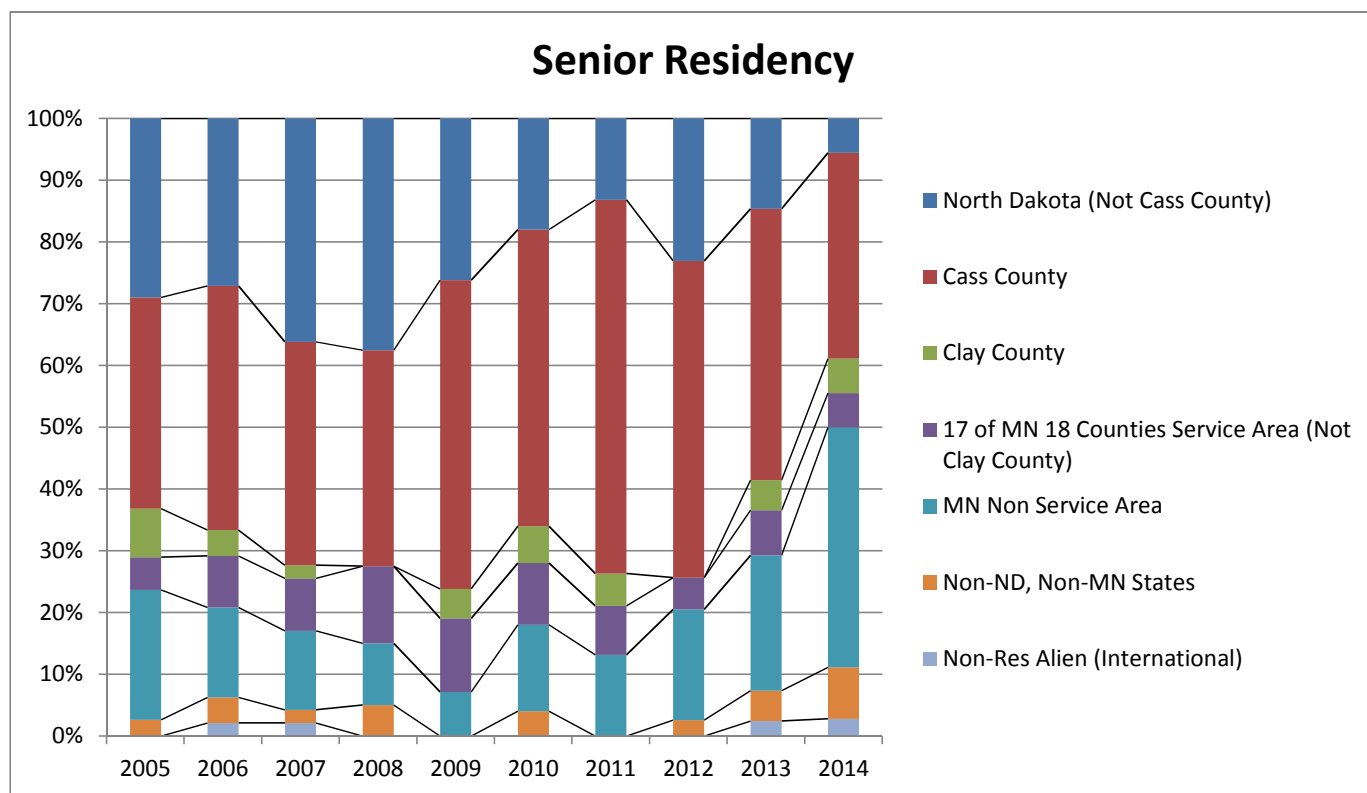
	2005	2006	2007	2008	2009	2010	2011	2012	2013	2014
North Dakota (Not Cass County)	11.1%	27.9%	40.0%	40.0%	21.2%	28.6%	31.0%	28.1%	4.3%	12.5%
Cass County	51.9%	30.2%	13.3%	44.0%	39.4%	50.0%	27.6%	28.1%	26.1%	29.2%
Clay County	3.7%	4.7%	3.3%	0.0%	0.0%	0.0%	0.0%	0.0%	0.0%	0.0%
17 of MN 18 Counties Service Area (Not Clay County)	3.7%	9.3%	13.3%	0.0%	12.1%	3.6%	3.4%	12.5%	13.0%	12.5%
MN Non Service Area	25.9%	18.6%	20.0%	16.0%	18.2%	17.9%	34.5%	28.1%	43.5%	33.3%
Non-ND, Non-MN States	3.7%	9.3%	6.7%	0.0%	9.1%	0.0%	3.4%	0.0%	8.7%	8.3%
Non-Res Alien (International)	0.0%	0.0%	3.3%	0.0%	0.0%	0.0%	0.0%	3.1%	4.3%	4.2%
Total	100.0%	100.0%	100.0%	100.0%	100.0%	100.0%	100.0%	100.0%	100.0%	100.0%

Total Students	27	43	30	25	33	28	29	32	23	24
----------------	----	----	----	----	----	----	----	----	----	----

Percentage of Total UG Students	18.8%	29.9%	21.4%	17.5%	24.4%	20.6%	23.6%	26.9%	22.3%	25.0%
---------------------------------	-------	-------	-------	-------	-------	-------	-------	-------	-------	-------

*Note: Official Fall 4th Week Enrollment Census Data and residency means native ('home address') residency, i.e., NOT 'tuition' residency.*

**North Dakota State University**  
**College of Arts, Humanities and Social Sciences**  
**History, Philosophy and Religious Studies Enrollment Percentage**



**History, Philosophy and Religious Studies Senior**

	2005	2006	2007	2008	2009	2010	2011	2012	2013	2014
North Dakota (Not Cass County)	28.9%	27.1%	36.2%	37.5%	26.2%	18.0%	13.2%	23.1%	14.6%	5.6%
Cass County	34.2%	39.6%	36.2%	35.0%	50.0%	48.0%	60.5%	51.3%	43.9%	33.3%
Clay County	7.9%	4.2%	2.1%	0.0%	4.8%	6.0%	5.3%	0.0%	4.9%	5.6%
17 of MN 18 Counties Service Area (Not Clay County)	5.3%	8.3%	8.5%	12.5%	11.9%	10.0%	7.9%	5.1%	7.3%	5.6%
MN Non Service Area	21.1%	14.6%	12.8%	10.0%	7.1%	14.0%	13.2%	17.9%	22.0%	38.9%
Non-ND, Non-MN States	2.6%	4.2%	2.1%	5.0%	0.0%	4.0%	0.0%	2.6%	4.9%	8.3%
Non-Res Alien (International)	0.0%	2.1%	2.1%	0.0%	0.0%	0.0%	0.0%	0.0%	2.4%	2.8%
Total	100.0%	100.0%	100.0%	100.0%	100.0%	100.0%	100.0%	100.0%	100.0%	100.0%

Total Students	38	48	47	40	42	50	38	39	41	36
----------------	----	----	----	----	----	----	----	----	----	----

Percentage of Total UG Students	26.4%	33.3%	33.6%	28.0%	31.1%	36.8%	30.9%	32.8%	39.8%	37.5%
---------------------------------	-------	-------	-------	-------	-------	-------	-------	-------	-------	-------

*Note: Official Fall 4th Week Enrollment Census Data and residency means native ('home address') residency, i.e., NOT 'tuition' residency.*