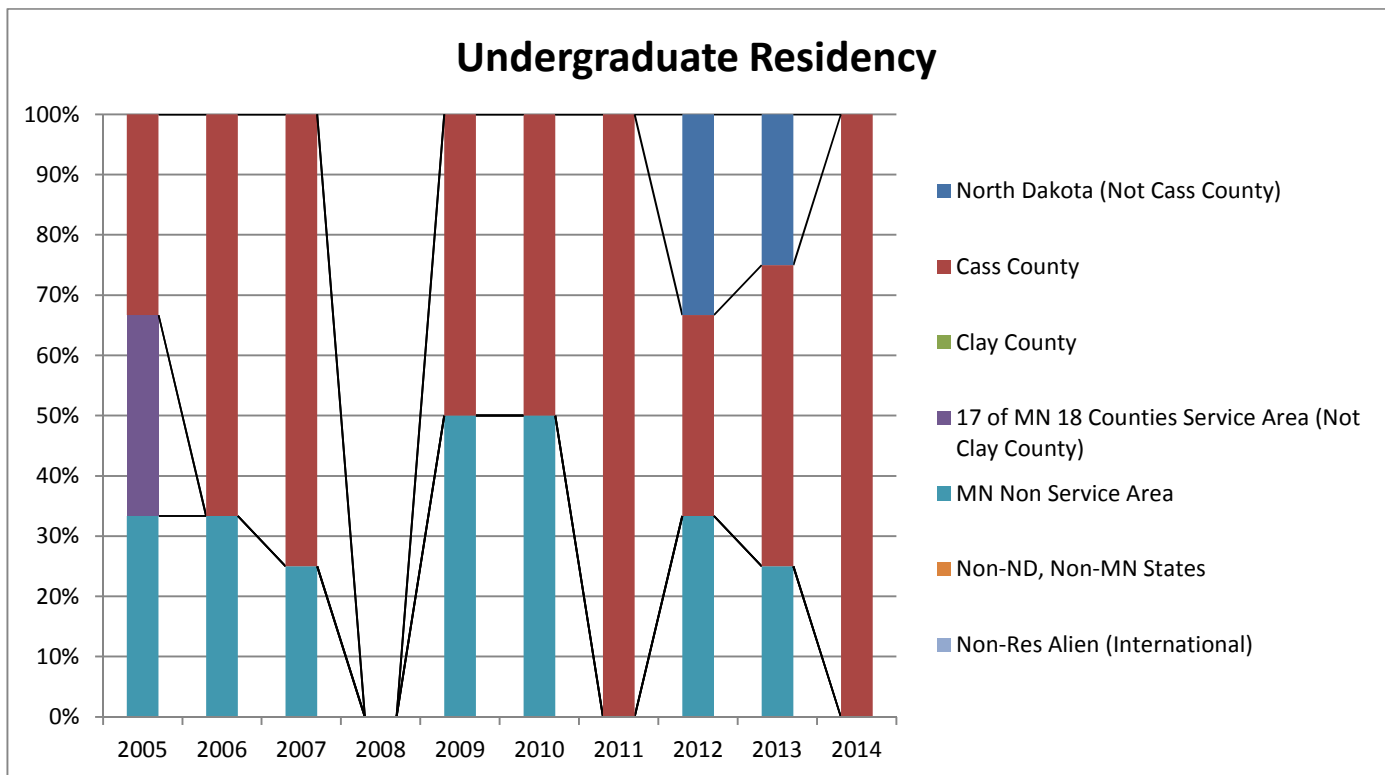


North Dakota State University
College of Arts, Humanities and Social Sciences
Women and Gender Studies Enrollment Percentage

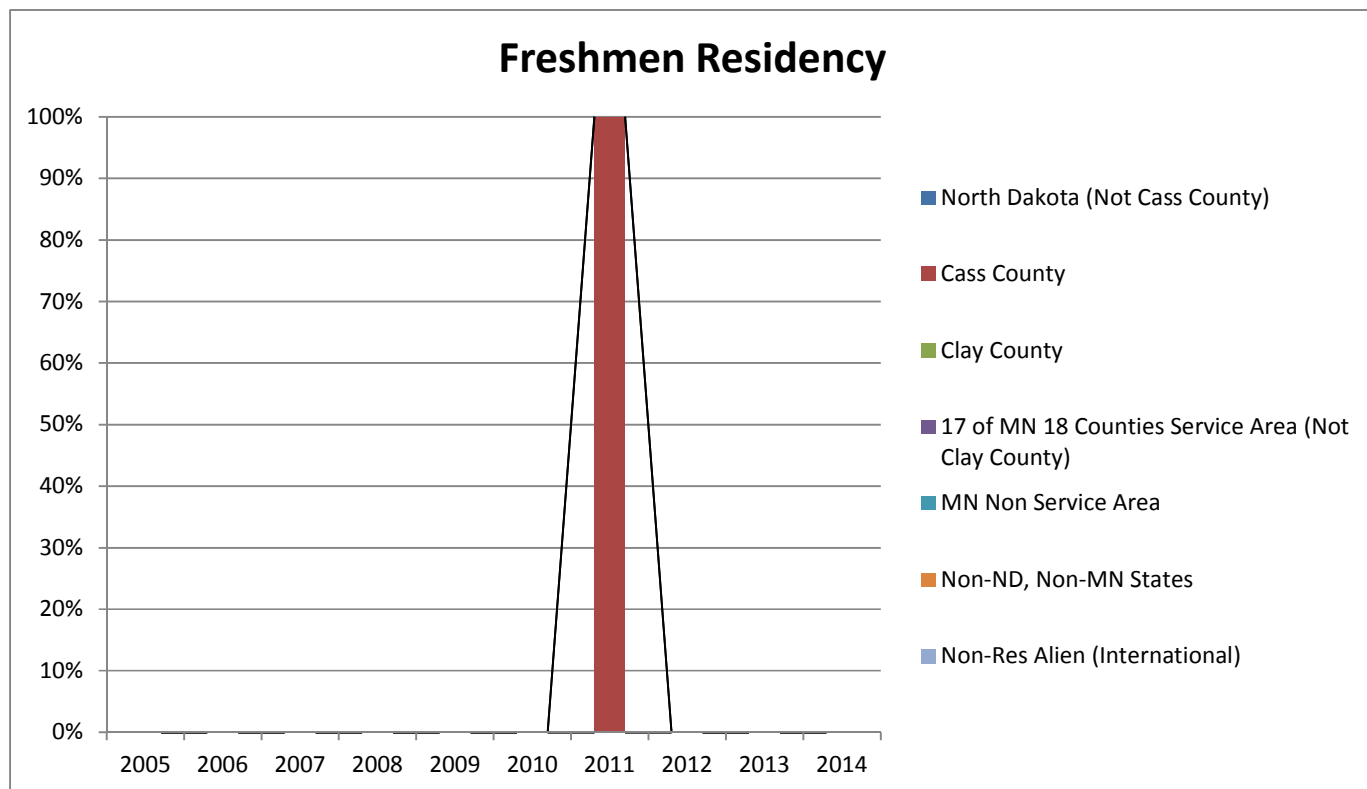


Women and Gender Studies Undergraduate

	2005	2006	2007	2008	2009	2010	2011	2012	2013	2014
North Dakota (Not Cass County)	0.0%	0.0%	0.0%	0.0%	0.0%	0.0%	0.0%	33.3%	25.0%	0.0%
Cass County	33.3%	66.7%	75.0%	0.0%	50.0%	50.0%	100.0%	33.3%	50.0%	100.0%
Clay County	0.0%	0.0%	0.0%	0.0%	0.0%	0.0%	0.0%	0.0%	0.0%	0.0%
17 of MN 18 Counties Service Area (Not Clay County)	33.3%	0.0%	0.0%	0.0%	0.0%	0.0%	0.0%	0.0%	0.0%	0.0%
MN Non Service Area	33.3%	33.3%	25.0%	0.0%	50.0%	50.0%	0.0%	33.3%	25.0%	0.0%
Non-ND, Non-MN States	0.0%	0.0%	0.0%	0.0%	0.0%	0.0%	0.0%	0.0%	0.0%	0.0%
Non-Res Alien (International)	0.0%	0.0%	0.0%	0.0%	0.0%	0.0%	0.0%	0.0%	0.0%	0.0%
Total	100.0%	100.0%	100.0%	0.0%	100.0%	100.0%	100.0%	100.0%	100.0%	100.0%
Total Students	3	3	4	0	2	2	3	3	4	4
Percentage of Total Students	100.0%	100.0%	100.0%	0.0%	100.0%	100.0%	100.0%	100.0%	100.0%	100.0%

Note: Official Fall 4th Week Enrollment Census Data and residency means native ('home address') residency, i.e., NOT 'tuition' residency.

North Dakota State University
College of Arts, Humanities and Social Sciences
Women and Gender Studies Enrollment Percentage

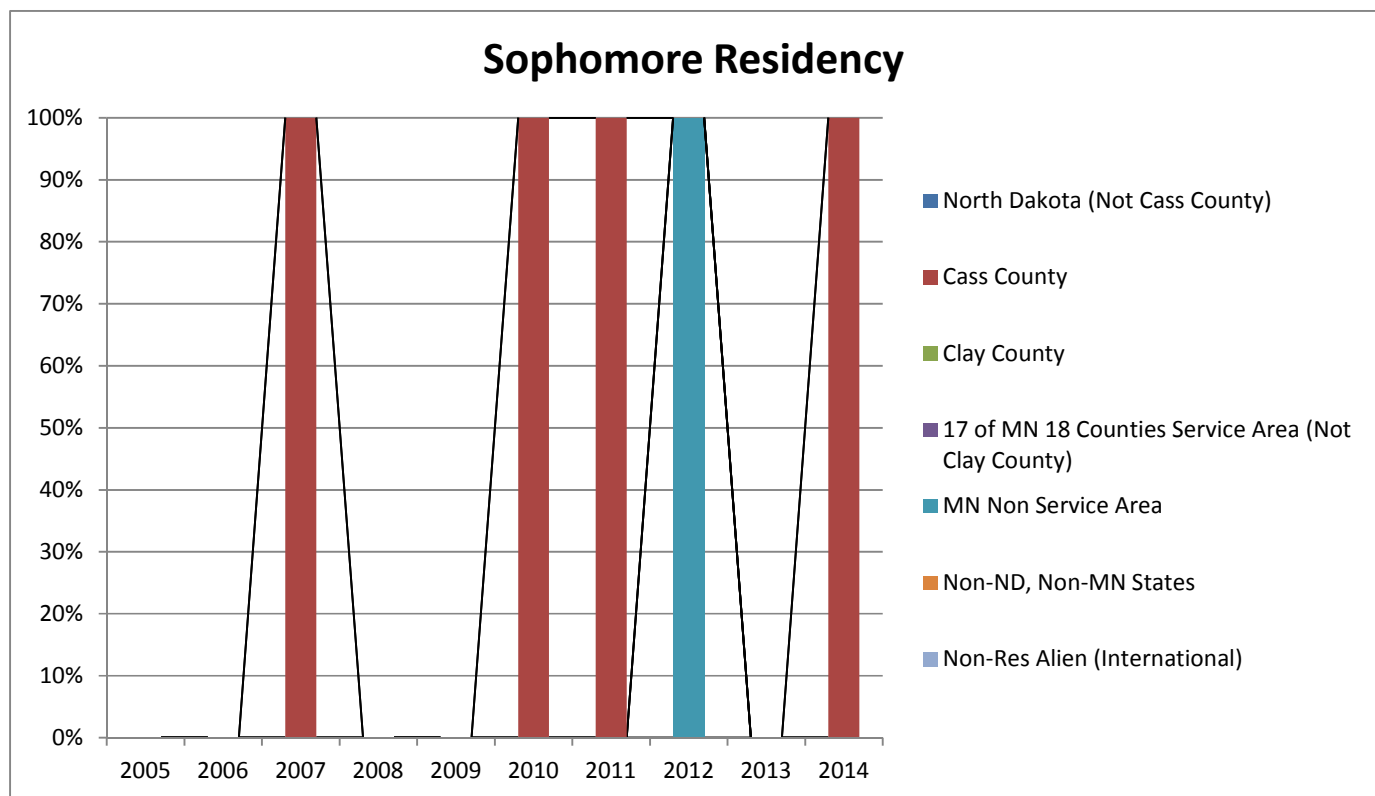


Women and Gender Studies Freshmen

	2005	2006	2007	2008	2009	2010	2011	2012	2013	2014
North Dakota (Not Cass County)	0.0%	0.0%	0.0%	0.0%	0.0%	0.0%	0.0%	0.0%	0.0%	0.0%
Cass County	0.0%	0.0%	0.0%	0.0%	0.0%	0.0%	100.0%	0.0%	0.0%	0.0%
Clay County	0.0%	0.0%	0.0%	0.0%	0.0%	0.0%	0.0%	0.0%	0.0%	0.0%
17 of MN 18 Counties Service Area (Not Clay County)	0.0%	0.0%	0.0%	0.0%	0.0%	0.0%	0.0%	0.0%	0.0%	0.0%
MN Non Service Area	0.0%	0.0%	0.0%	0.0%	0.0%	0.0%	0.0%	0.0%	0.0%	0.0%
Non-ND, Non-MN States	0.0%	0.0%	0.0%	0.0%	0.0%	0.0%	0.0%	0.0%	0.0%	0.0%
Non-Res Alien (International)	0.0%	0.0%	0.0%	0.0%	0.0%	0.0%	0.0%	0.0%	0.0%	0.0%
Total	0.0%	0.0%	0.0%	0.0%	0.0%	0.0%	100.0%	0.0%	0.0%	0.0%
Total Students	0	0	0	0	0	0	1	0	0	0
Percentage of Total UG Students	0.0%	0.0%	0.0%	0.0%	0.0%	0.0%	33.3%	0.0%	0.0%	0.0%

Note: Official Fall 4th Week Enrollment Census Data and residency means native ('home address') residency, i.e., NOT 'tuition' residency.

North Dakota State University
College of Arts, Humanities and Social Sciences
Women and Gender Studies Enrollment Percentage

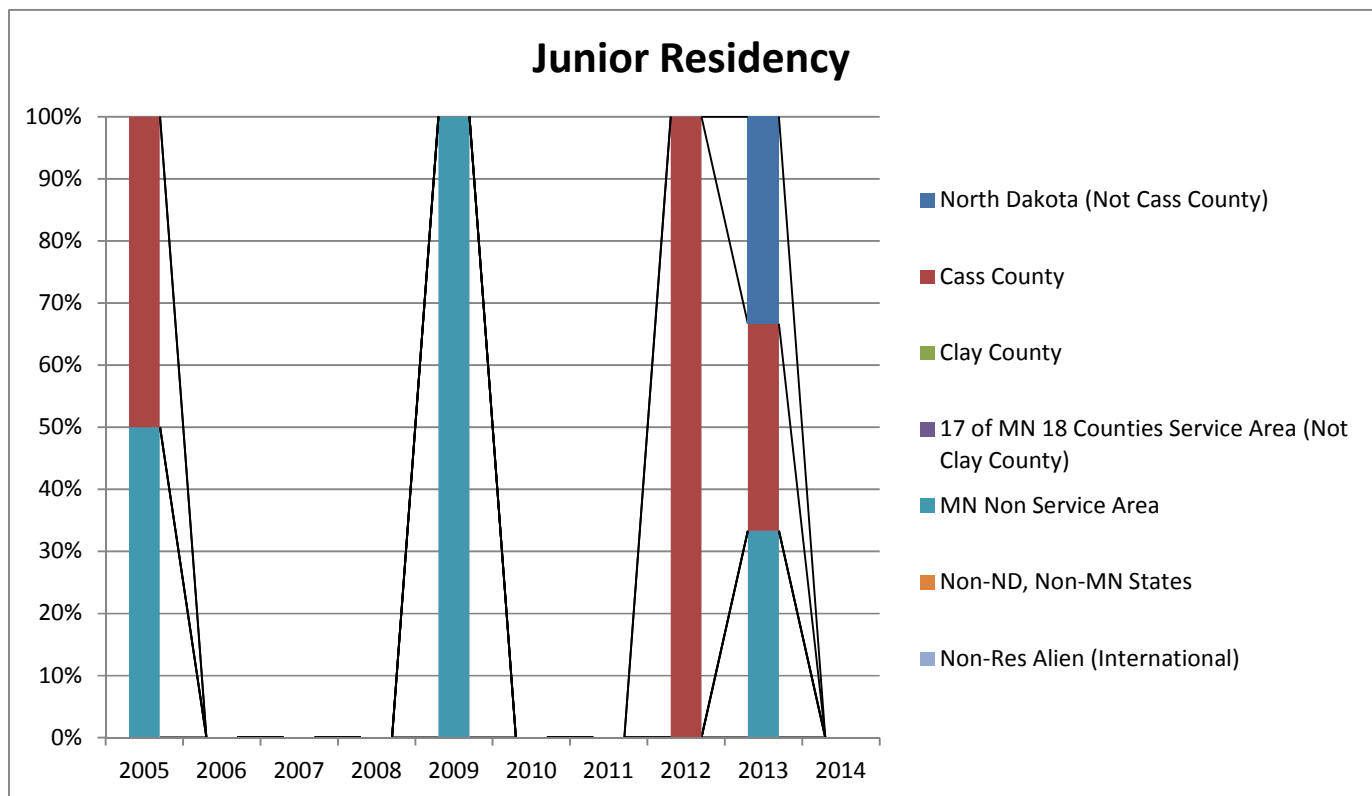


Women and Gender Studies Sophomore

	2005	2006	2007	2008	2009	2010	2011	2012	2013	2014
North Dakota (Not Cass County)	0.0%	0.0%	0.0%	0.0%	0.0%	0.0%	0.0%	0.0%	0.0%	0.0%
Cass County	0.0%	0.0%	100.0%	0.0%	0.0%	100.0%	100.0%	0.0%	0.0%	100.0%
Clay County	0.0%	0.0%	0.0%	0.0%	0.0%	0.0%	0.0%	0.0%	0.0%	0.0%
17 of MN 18 Counties Service Area (Not Clay County)	0.0%	0.0%	0.0%	0.0%	0.0%	0.0%	0.0%	0.0%	0.0%	0.0%
MN Non Service Area	0.0%	0.0%	0.0%	0.0%	0.0%	0.0%	0.0%	100.0%	0.0%	0.0%
Non-ND, Non-MN States	0.0%	0.0%	0.0%	0.0%	0.0%	0.0%	0.0%	0.0%	0.0%	0.0%
Non-Res Alien (International)	0.0%	0.0%	0.0%	0.0%	0.0%	0.0%	0.0%	0.0%	0.0%	0.0%
Total	0.0%	0.0%	100.0%	0.0%	0.0%	100.0%	100.0%	100.0%	0.0%	100.0%
Total Students	0	0	1	0	0	1	1	1	0	1
Percentage of Total UG Students	0.0%	0.0%	25.0%	0.0%	0.0%	50.0%	33.3%	33.3%	0.0%	20.0%

Note: Official Fall 4th Week Enrollment Census Data and residency means native ('home address') residency, i.e., NOT 'tuition' residency.

North Dakota State University
College of Arts, Humanities and Social Sciences
Women and Gender Studies Enrollment Percentage

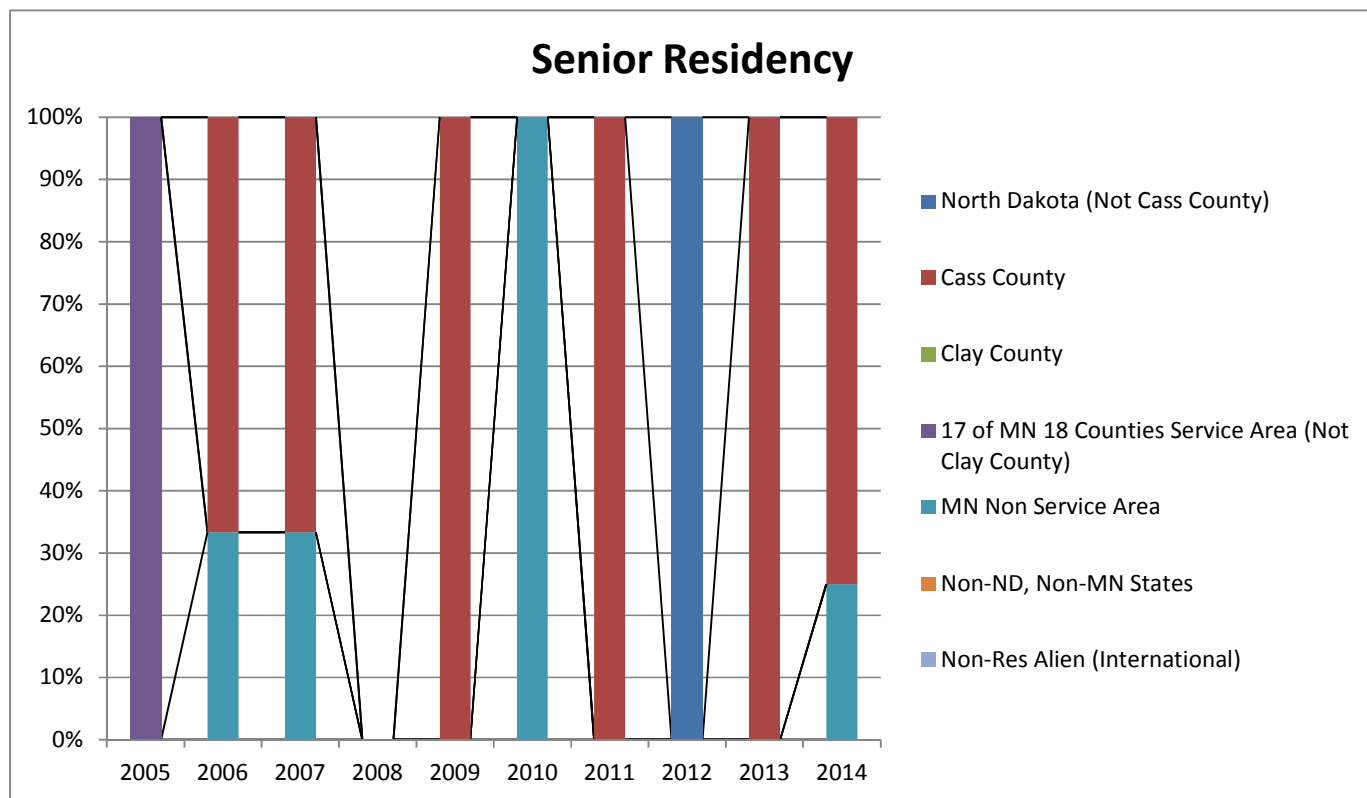


Women and Gender Studies Junior

	2005	2006	2007	2008	2009	2010	2011	2012	2013	2014
North Dakota (Not Cass County)	0.0%	0.0%	0.0%	0.0%	0.0%	0.0%	0.0%	0.0%	33.3%	0.0%
Cass County	50.0%	0.0%	0.0%	0.0%	0.0%	0.0%	0.0%	100.0%	33.3%	0.0%
Clay County	0.0%	0.0%	0.0%	0.0%	0.0%	0.0%	0.0%	0.0%	0.0%	0.0%
17 of MN 18 Counties Service Area (Not Clay County)	0.0%	0.0%	0.0%	0.0%	0.0%	0.0%	0.0%	0.0%	0.0%	0.0%
MN Non Service Area	50.0%	0.0%	0.0%	0.0%	100.0%	0.0%	0.0%	0.0%	33.3%	0.0%
Non-ND, Non-MN States	0.0%	0.0%	0.0%	0.0%	0.0%	0.0%	0.0%	0.0%	0.0%	0.0%
Non-Res Alien (International)	0.0%	0.0%	0.0%	0.0%	0.0%	0.0%	0.0%	0.0%	0.0%	0.0%
Total	100.0%	0.0%	0.0%	0.0%	100.0%	0.0%	0.0%	100.0%	100.0%	0.0%
Total Students	2	0	0	0	1	0	0	1	3	0
Percentage of Total UG Students	66.7%	0.0%	0.0%	0.0%	50.0%	0.0%	0.0%	33.3%	75.0%	0.0%

Note: Official Fall 4th Week Enrollment Census Data and residency means native ('home address') residency, i.e., NOT 'tuition' residency.

North Dakota State University
College of Arts, Humanities and Social Sciences
Women and Gender Studies Enrollment Percentage



Women and Gender Studies Senior

	2005	2006	2007	2008	2009	2010	2011	2012	2013	2014
North Dakota (Not Cass County)	0.0%	0.0%	0.0%	0.0%	0.0%	0.0%	0.0%	100.0%	0.0%	0.0%
Cass County	0.0%	66.7%	66.7%	0.0%	100.0%	0.0%	100.0%	0.0%	100.0%	75.0%
Clay County	0.0%	0.0%	0.0%	0.0%	0.0%	0.0%	0.0%	0.0%	0.0%	0.0%
17 of MN 18 Counties Service Area (Not Clay County)	100.0%	0.0%	0.0%	0.0%	0.0%	0.0%	0.0%	0.0%	0.0%	0.0%
MN Non Service Area	0.0%	33.3%	33.3%	0.0%	0.0%	100.0%	0.0%	0.0%	0.0%	25.0%
Non-ND, Non-MN States	0.0%	0.0%	0.0%	0.0%	0.0%	0.0%	0.0%	0.0%	0.0%	0.0%
Non-Res Alien (International)	0.0%	0.0%	0.0%	0.0%	0.0%	0.0%	0.0%	0.0%	0.0%	0.0%
Total	100.0%	100.0%	100.0%	0.0%	100.0%	100.0%	100.0%	100.0%	100.0%	100.0%

Total Students	1	3	3	0	1	1	1	1	1	4
----------------	---	---	---	---	---	---	---	---	---	---

Percentage of Total UG Students	33.3%	100.0%	75.0%	0.0%	50.0%	50.0%	33.3%	33.3%	25.0%	80.0%
---------------------------------	-------	--------	-------	------	-------	-------	-------	-------	-------	-------

Note: Official Fall 4th Week Enrollment Census Data and residency means native ('home address') residency, i.e., NOT 'tuition' residency.