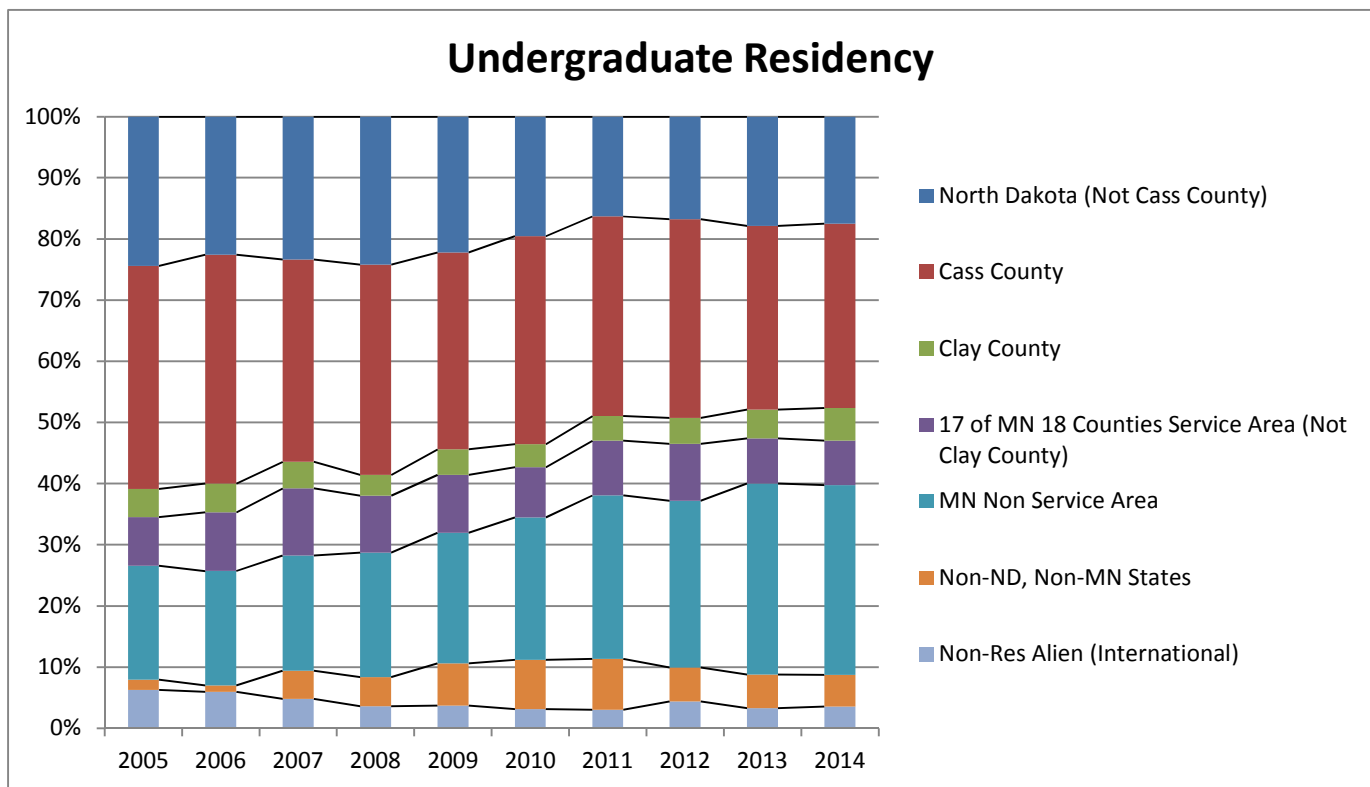


North Dakota State University
College of Business
Accounting, Finance & Information Systems Enrollment Percentage

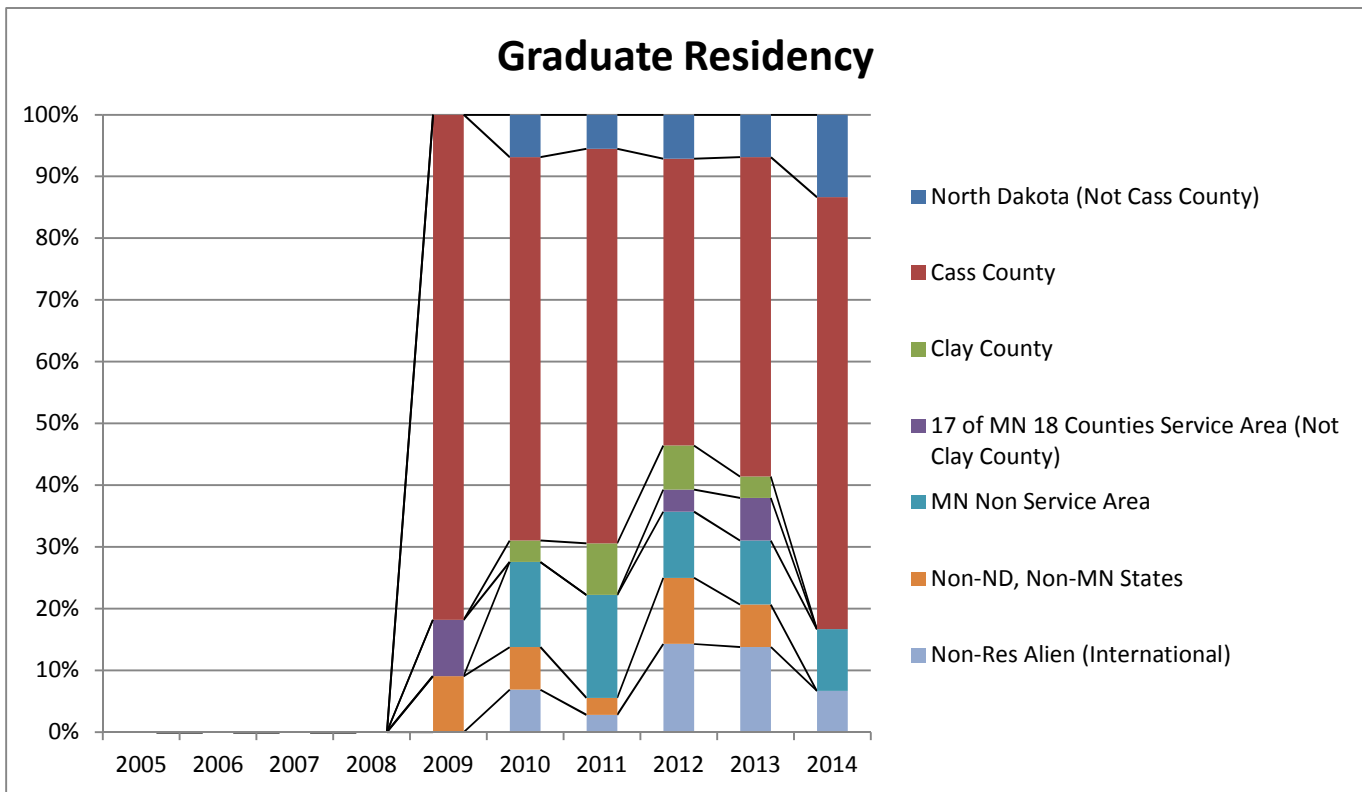


Accounting, Finance & Information Systems Undergraduate

	2005	2006	2007	2008	2009	2010	2011	2012	2013	2014
North Dakota (Not Cass County)	24.4%	22.6%	23.4%	24.2%	22.2%	19.5%	16.3%	16.8%	17.9%	17.5%
Cass County	36.5%	37.4%	33.1%	34.4%	32.2%	34.0%	32.6%	32.5%	30.0%	30.1%
Clay County	4.6%	4.7%	4.3%	3.4%	4.2%	3.8%	4.0%	4.2%	4.7%	5.3%
17 of MN 18 Counties Service Area (Not Clay County)	8.0%	9.6%	11.0%	9.3%	9.4%	8.2%	9.0%	9.3%	7.4%	7.3%
MN Non Service Area	18.6%	18.7%	18.8%	20.4%	21.4%	23.3%	26.7%	27.2%	31.2%	31.0%
Non-ND, Non-MN States	1.7%	1.0%	4.6%	4.8%	6.9%	8.0%	8.3%	5.5%	5.5%	5.2%
Non-Res Alien (International)	6.3%	6.0%	4.8%	3.6%	3.7%	3.1%	3.0%	4.4%	3.3%	3.6%
Total	100.0%	100.0%	100.0%	100.0%	100.0%	100.0%	100.0%	100.0%	100.0%	100.0%
Total Students	414	385	372	442	594	635	625	613	637	674
Percentage of Total Students	100.0%	100.0%	100.0%	100.0%	98.2%	95.6%	94.6%	95.6%	95.6%	95.7%

Note: Official Fall 4th Week Enrollment Census Data and residency means native ('home address') residency, i.e., NOT 'tuition' residency.

North Dakota State University
College of Business
Accounting, Finance & Information Systems Enrollment Percentage

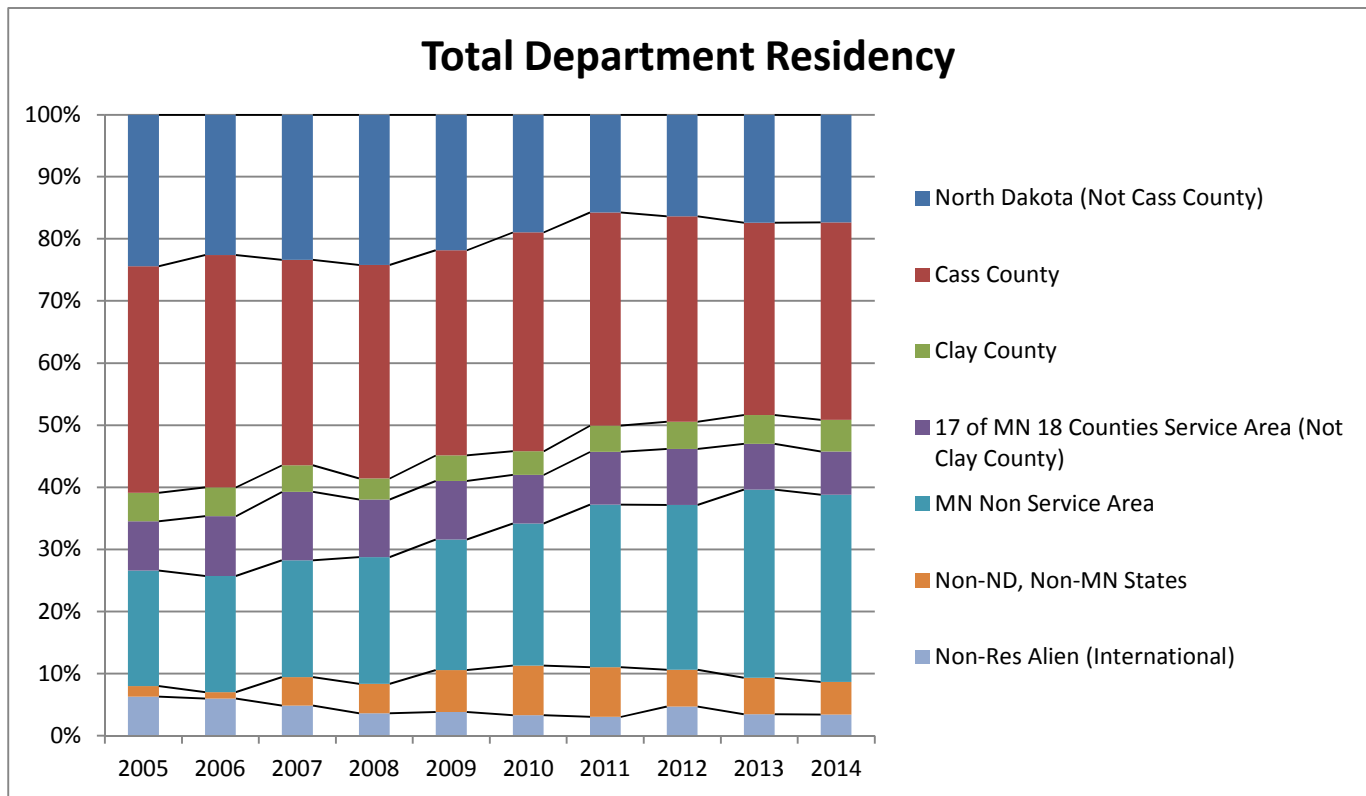


Accounting, Finance & Information Systems Graduate

	2005	2006	2007	2008	2009	2010	2011	2012	2013	2014
North Dakota (Not Cass County)	0.0%	0.0%	0.0%	0.0%	0.0%	6.9%	5.6%	7.1%	6.9%	13.3%
Cass County	0.0%	0.0%	0.0%	0.0%	81.8%	62.1%	63.9%	46.4%	51.7%	70.0%
Clay County	0.0%	0.0%	0.0%	0.0%	0.0%	3.4%	8.3%	7.1%	3.4%	0.0%
17 of MN 18 Counties Service Area (Not Clay County)	0.0%	0.0%	0.0%	0.0%	9.1%	0.0%	0.0%	3.6%	6.9%	0.0%
MN Non Service Area	0.0%	0.0%	0.0%	0.0%	0.0%	13.8%	16.7%	10.7%	10.3%	10.0%
Non-ND, Non-MN States	0.0%	0.0%	0.0%	0.0%	9.1%	6.9%	2.8%	10.7%	6.9%	0.0%
Non-Res Alien (International)	0.0%	0.0%	0.0%	0.0%	0.0%	6.9%	2.8%	14.3%	13.8%	6.7%
Total	0.0%	0.0%	0.0%	0.0%	100.0%	100.0%	100.0%	100.0%	100.0%	100.0%
Total Students	0	0	0	0	11	29	36	28	29	30
Percentage of Total Students	0.0%	0.0%	0.0%	0.0%	1.8%	4.4%	5.4%	4.4%	4.4%	4.3%

Note: Official Fall 4th Week Enrollment Census Data and residency means native ('home address') residency, i.e., NOT 'tuition' residency.

North Dakota State University
College of Business
Accounting, Finance & Information Systems Enrollment Percentage

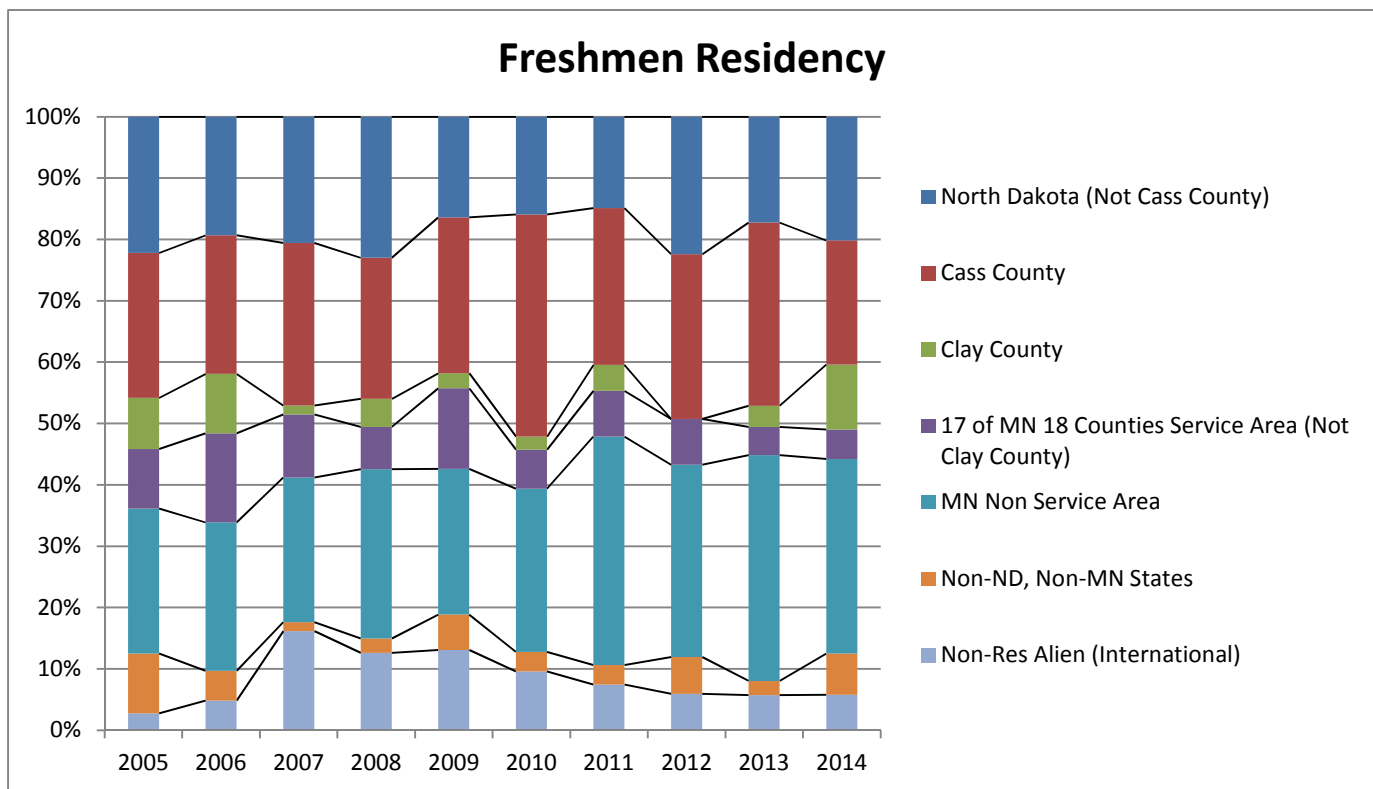


Accounting, Finance & Information Systems

	2005	2006	2007	2008	2009	2010	2011	2012	2013	2014
North Dakota (Not Cass County)	24.4%	22.6%	23.4%	24.2%	21.8%	19.0%	15.7%	16.4%	17.4%	17.3%
Cass County	36.5%	37.4%	33.1%	34.4%	33.1%	35.2%	34.3%	33.1%	30.9%	31.8%
Clay County	4.6%	4.7%	4.3%	3.4%	4.1%	3.8%	4.2%	4.4%	4.7%	5.1%
17 of MN 18 Counties Service Area (Not Clay County)	8.0%	9.6%	11.0%	9.3%	9.4%	7.8%	8.5%	9.0%	7.4%	7.0%
MN Non Service Area	18.6%	18.7%	18.8%	20.4%	21.0%	22.9%	26.2%	26.5%	30.3%	30.1%
Non-ND, Non-MN States	1.7%	1.0%	4.6%	4.8%	6.8%	8.0%	8.0%	5.9%	5.9%	5.3%
Non-Res Alien (International)	6.3%	6.0%	4.8%	3.6%	3.8%	3.3%	3.0%	4.7%	3.5%	3.4%
Total	100.0%	100.0%	100.0%	100.0%	100.0%	100.0%	100.0%	100.0%	100.0%	100.0%
Total Students	414	385	372	442	605	664	661	641	666	704
Percentage of Total Students	100.0%	100.0%	100.0%	100.0%	100.0%	100.0%	100.0%	100.0%	100.0%	100.0%

Note: Official Fall 4th Week Enrollment Census Data and residency means native ('home address') residency, i.e., NOT 'tuition' residency.

North Dakota State University
College of Business
Accounting, Finance & Information Systems Enrollment Percentage

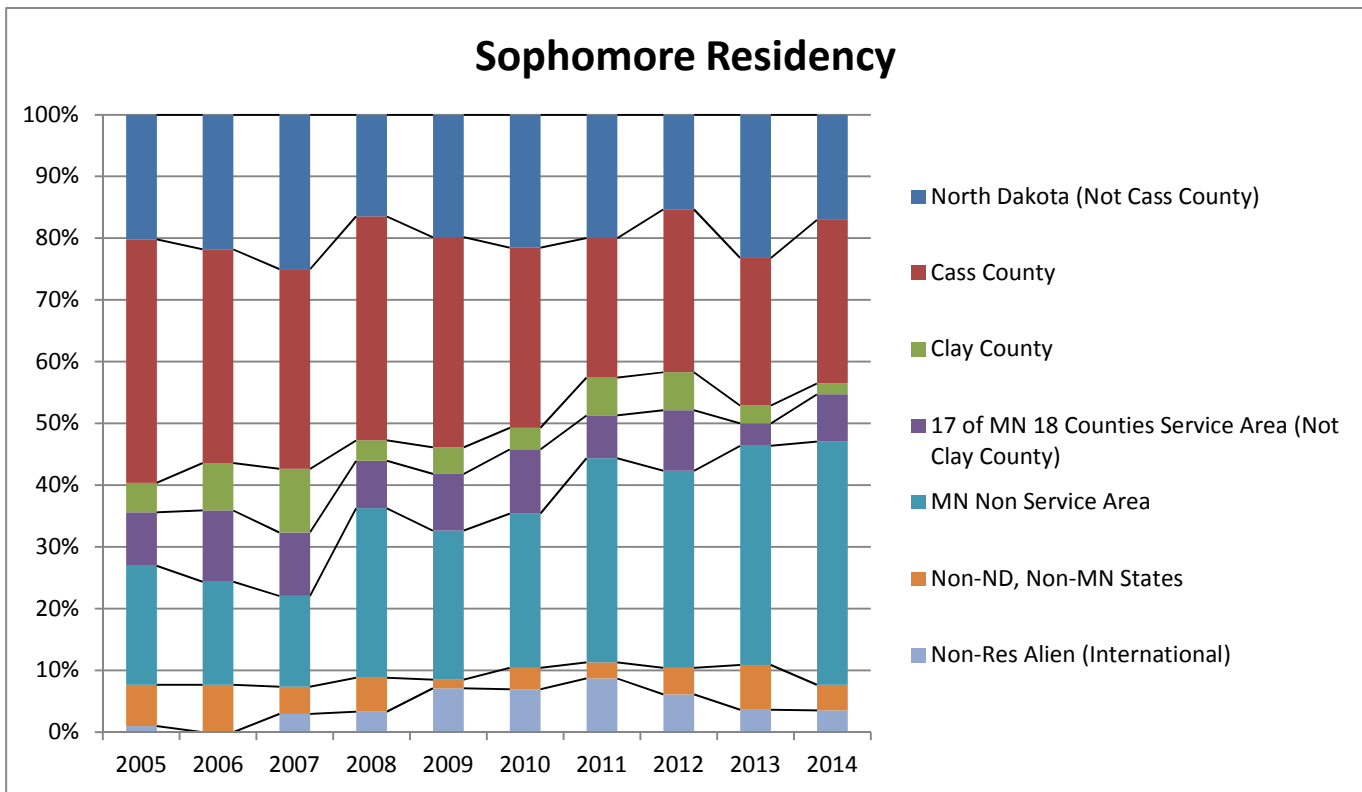


Accounting, Finance & Information Systems Freshmen

	2005	2006	2007	2008	2009	2010	2011	2012	2013	2014
North Dakota (Not Cass County)	22.2%	19.4%	20.6%	23.0%	16.4%	16.0%	14.9%	22.4%	17.2%	20.2%
Cass County	23.6%	22.6%	26.5%	23.0%	25.4%	36.2%	25.5%	26.9%	29.9%	20.2%
Clay County	8.3%	9.7%	1.5%	4.6%	2.5%	2.1%	4.3%	0.0%	3.4%	10.6%
17 of MN 18 Counties Service Area (Not Clay County)	9.7%	14.5%	10.3%	6.9%	13.1%	6.4%	7.4%	7.5%	4.6%	4.8%
MN Non Service Area	23.6%	24.2%	23.5%	27.6%	23.8%	26.6%	37.2%	31.3%	36.8%	31.7%
Non-ND, Non-MN States	9.7%	4.8%	1.5%	2.3%	5.7%	3.2%	3.2%	6.0%	2.3%	6.7%
Non-Res Alien (International)	2.8%	4.8%	16.2%	12.6%	13.1%	9.6%	7.4%	6.0%	5.7%	5.8%
Total	100.0%	100.0%	100.0%	100.0%	100.0%	100.0%	100.0%	100.0%	100.0%	100.0%
Total Students	72	62	68	87	122	94	94	67	87	104
Percentage of Total UG Students	17.4%	16.1%	18.3%	19.7%	20.5%	14.8%	15.0%	10.9%	13.7%	15.4%

Note: Official Fall 4th Week Enrollment Census Data and residency means native ('home address') residency, i.e., NOT 'tuition' residency.

North Dakota State University
College of Business
Accounting, Finance & Information Systems Enrollment Percentage

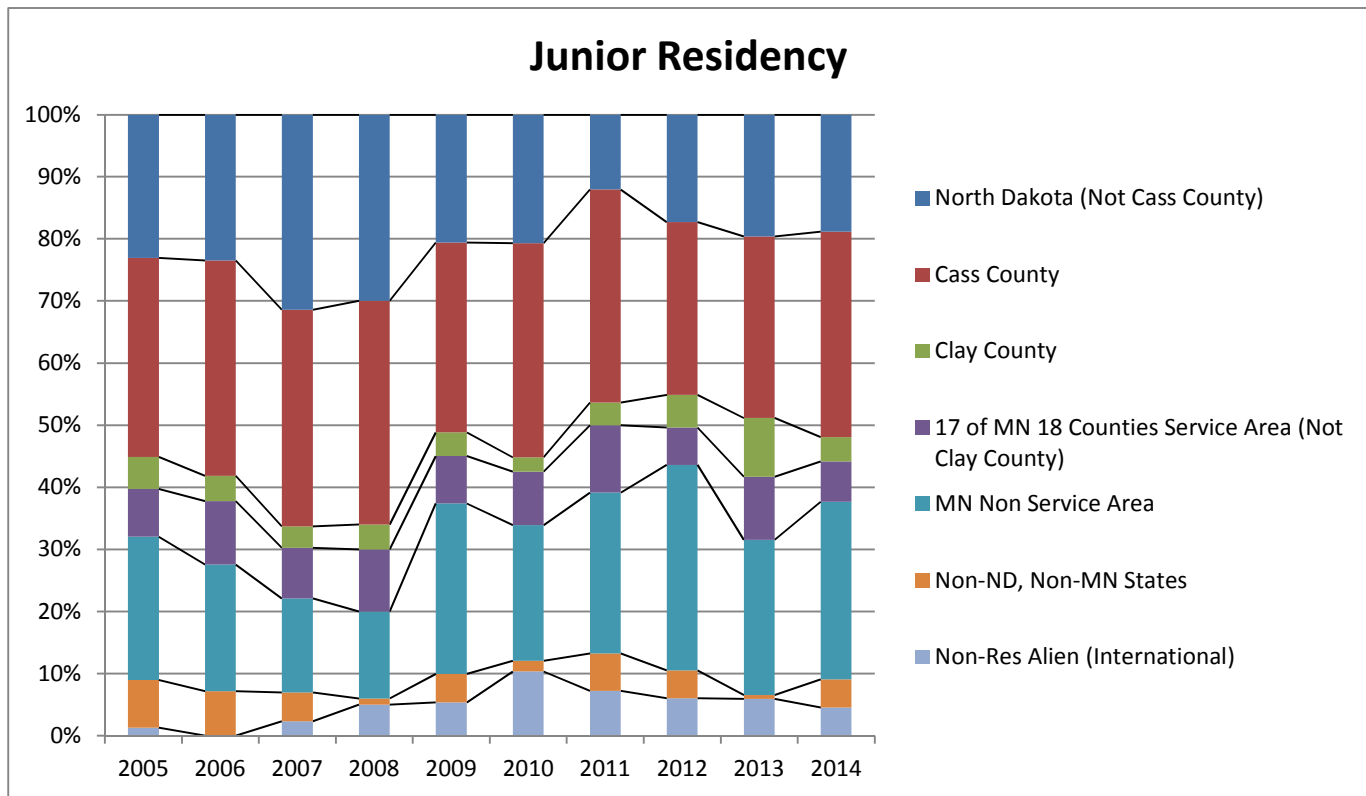


Accounting, Finance & Information Systems Sophomore

	2005	2006	2007	2008	2009	2010	2011	2012	2013	2014
North Dakota (Not Cass County)	20.2%	21.8%	25.0%	16.5%	19.9%	21.5%	20.0%	15.3%	23.2%	17.1%
Cass County	39.4%	34.6%	32.4%	36.3%	34.0%	29.2%	22.6%	26.4%	23.9%	26.5%
Clay County	4.8%	7.7%	10.3%	3.3%	4.3%	3.5%	6.1%	6.1%	2.9%	1.8%
17 of MN 18 Counties Service Area (Not Clay County)	8.7%	11.5%	10.3%	7.7%	9.2%	10.4%	7.0%	9.8%	3.6%	7.6%
MN Non Service Area	19.2%	16.7%	14.7%	27.5%	24.1%	25.0%	33.0%	31.9%	35.5%	39.4%
Non-ND, Non-MN States	6.7%	7.7%	4.4%	5.5%	1.4%	3.5%	2.6%	4.3%	7.2%	4.1%
Non-Res Alien (International)	1.0%	0.0%	2.9%	3.3%	7.1%	6.9%	8.7%	6.1%	3.6%	3.5%
Total	100.0%	100.0%	100.0%	100.0%	100.0%	100.0%	100.0%	100.0%	100.0%	100.0%
Total Students	104	78	68	91	141	144	115	163	138	170
Percentage of Total UG Students	25.1%	20.3%	18.3%	20.6%	23.7%	22.7%	18.4%	26.6%	21.7%	25.2%

Note: Official Fall 4th Week Enrollment Census Data and residency means native ('home address') residency, i.e., NOT 'tuition' residency.

North Dakota State University
College of Business
Accounting, Finance & Information Systems Enrollment Percentage

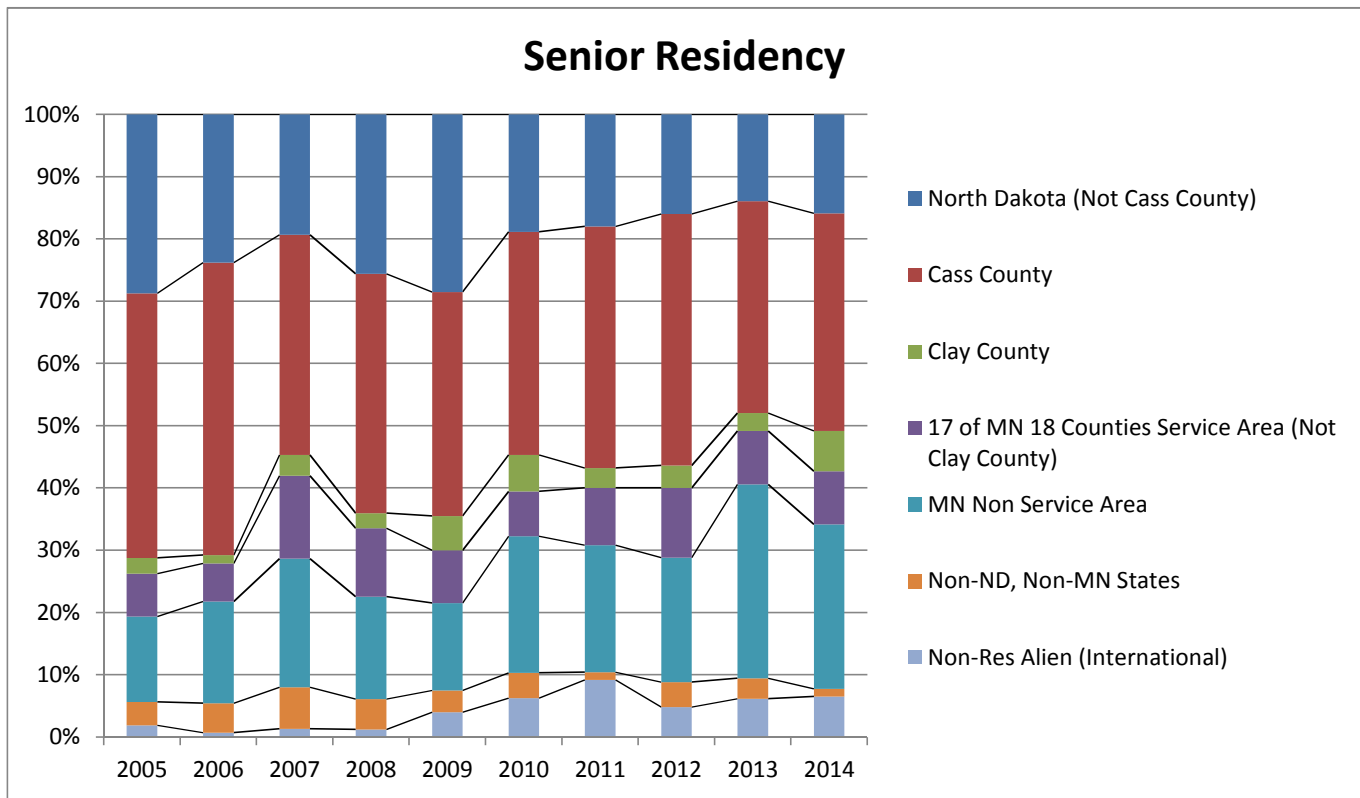


Accounting, Finance & Information Systems Junior

	2005	2006	2007	2008	2009	2010	2011	2012	2013	2014
North Dakota (Not Cass County)	23.1%	23.5%	31.4%	30.0%	20.6%	20.7%	12.0%	17.3%	19.6%	18.8%
Cass County	32.1%	34.7%	34.9%	36.0%	30.5%	34.5%	34.3%	27.8%	29.2%	33.1%
Clay County	5.1%	4.1%	3.5%	4.0%	3.8%	2.3%	3.6%	5.3%	9.5%	3.9%
17 of MN 18 Counties Service Area (Not Clay County)	7.7%	10.2%	8.1%	10.0%	7.6%	8.6%	10.8%	6.0%	10.1%	6.5%
MN Non Service Area	23.1%	20.4%	15.1%	14.0%	27.5%	21.8%	25.9%	33.1%	25.0%	28.6%
Non-ND, Non-MN States	7.7%	7.1%	4.7%	1.0%	4.6%	1.7%	6.0%	4.5%	0.6%	4.5%
Non-Res Alien (International)	1.3%	0.0%	2.3%	5.0%	5.3%	10.3%	7.2%	6.0%	6.0%	4.5%
Total	100.0%	100.0%	100.0%	100.0%	100.0%	100.0%	100.0%	100.0%	100.0%	100.0%
Total Students	78	98	86	100	131	174	166	133	168	154
Percentage of Total UG Students	18.8%	25.5%	23.1%	22.6%	22.1%	27.4%	26.6%	21.7%	26.4%	22.8%

Note: Official Fall 4th Week Enrollment Census Data and residency means native ('home address') residency, i.e., NOT 'tuition' residency.

North Dakota State University
College of Business
Accounting, Finance & Information Systems Enrollment Percentage



Accounting, Finance & Information Systems Senior

	2005	2006	2007	2008	2009	2010	2011	2012	2013	2014
North Dakota (Not Cass County)	28.8%	23.8%	19.3%	25.6%	28.5%	18.8%	18.0%	16.0%	13.9%	15.9%
Cass County	42.5%	46.9%	35.3%	38.4%	36.0%	35.9%	38.8%	40.4%	34.0%	35.0%
Clay County	2.5%	1.4%	3.3%	2.4%	5.5%	5.8%	3.2%	3.6%	2.9%	6.5%
17 of MN 18 Counties Service Area (Not Clay County)	6.9%	6.1%	13.3%	11.0%	8.5%	7.2%	9.2%	11.2%	8.6%	8.5%
MN Non Service Area	13.8%	16.3%	20.7%	16.5%	14.0%	22.0%	20.4%	20.0%	31.1%	26.4%
Non-ND, Non-MN States	3.8%	4.8%	6.7%	4.9%	3.5%	4.0%	1.2%	4.0%	3.3%	1.2%
Non-Res Alien (International)	1.9%	0.7%	1.3%	1.2%	4.0%	6.3%	9.2%	4.8%	6.1%	6.5%
Total	100.0%	100.0%	100.0%	100.0%	100.0%	100.0%	100.0%	100.0%	100.0%	100.0%
Total Students	160	147	150	164	200	223	250	250	244	246
Percentage of Total UG Students	38.6%	38.2%	40.3%	37.1%	33.7%	35.1%	40.0%	40.8%	38.3%	36.5%

Note: Official Fall 4th Week Enrollment Census Data and residency means native ('home address') residency, i.e., NOT 'tuition' residency.