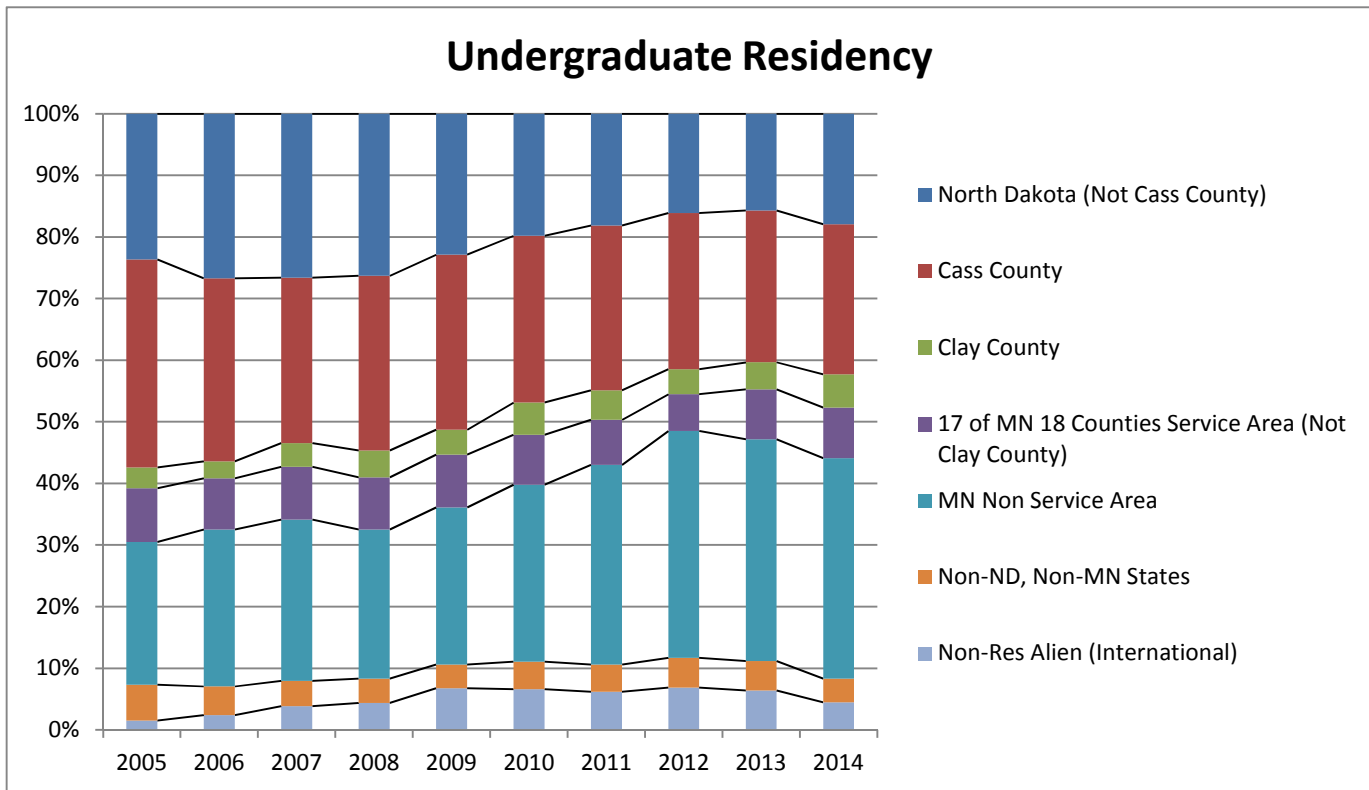


**North Dakota State University
College of Business
Management and Marketing Enrollment Percentage**

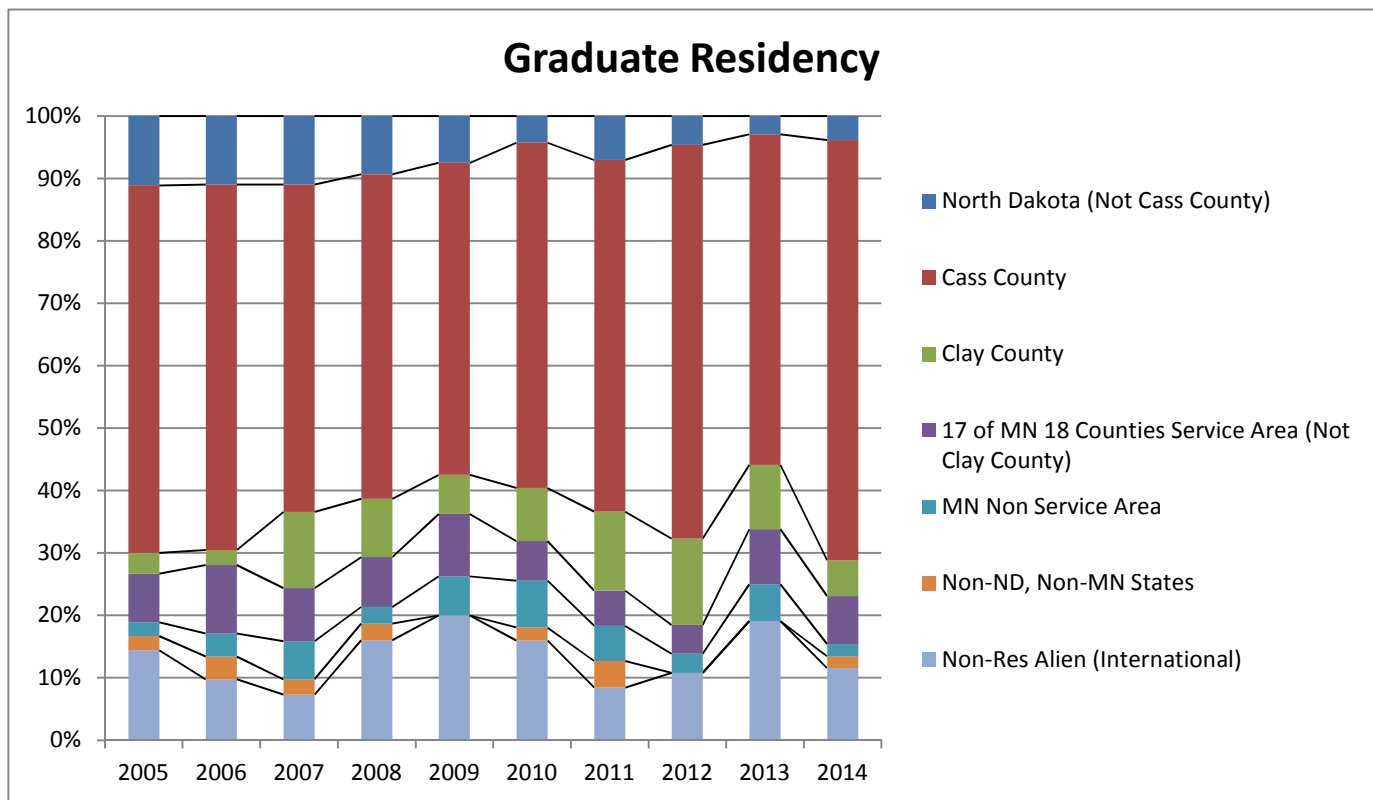


Management and Marketing Undergraduate

	2005	2006	2007	2008	2009	2010	2011	2012	2013	2014
North Dakota (Not Cass County)	23.6%	26.7%	26.6%	26.3%	22.9%	19.8%	18.2%	16.1%	15.7%	17.9%
Cass County	33.8%	29.7%	26.8%	28.4%	28.4%	27.1%	26.7%	25.4%	24.6%	24.4%
Clay County	3.4%	2.8%	3.9%	4.4%	4.1%	5.2%	4.8%	4.0%	4.4%	5.4%
17 of MN 18 Counties Service Area (Not Clay County)	8.7%	8.3%	8.6%	8.4%	8.6%	8.1%	7.3%	6.0%	8.1%	8.2%
MN Non Service Area	23.2%	25.4%	26.1%	24.2%	25.5%	28.7%	32.4%	36.8%	36.0%	35.8%
Non-ND, Non-MN States	5.8%	4.7%	4.1%	3.9%	3.8%	4.4%	4.4%	4.8%	4.8%	3.8%
Non-Res Alien (International)	1.5%	2.4%	3.9%	4.4%	6.8%	6.6%	6.2%	6.9%	6.4%	4.5%
Total	100.0%	100.0%	100.0%	100.0%	100.0%	100.0%	100.0%	100.0%	100.0%	100.0%
Total Students	859	794	853	913	887	787	809	769	751	780
Percentage of Total Students	90.5%	90.6%	91.2%	92.4%	91.7%	89.3%	91.9%	92.2%	91.7%	93.8%

Note: Official Fall 4th Week Enrollment Census Data and residency means native ('home address') residency, i.e., NOT 'tuition' residency.

**North Dakota State University
College of Business
Management and Marketing Enrollment Percentage**

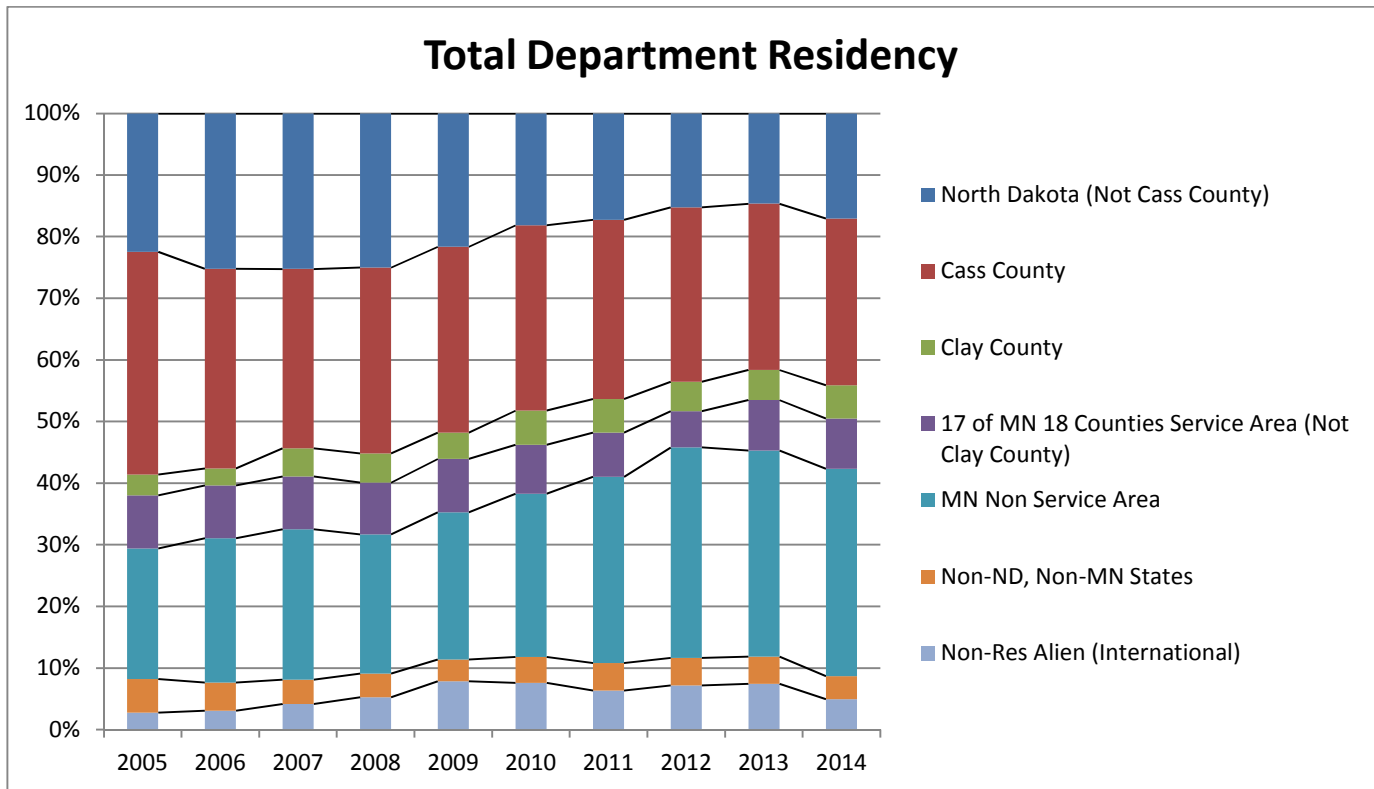


Management and Marketing Graduate

	2005	2006	2007	2008	2009	2010	2011	2012	2013	2014
North Dakota (Not Cass County)	11.1%	11.0%	11.0%	9.3%	7.5%	4.3%	7.0%	4.6%	2.9%	3.8%
Cass County	58.9%	58.5%	52.4%	52.0%	50.0%	55.3%	56.3%	63.1%	52.9%	67.3%
Clay County	3.3%	2.4%	12.2%	9.3%	6.3%	8.5%	12.7%	13.8%	10.3%	5.8%
17 of MN 18 Counties Service Area (Not Clay County)	7.8%	11.0%	8.5%	8.0%	10.0%	6.4%	5.6%	4.6%	8.8%	7.7%
MN Non Service Area	2.2%	3.7%	6.1%	2.7%	6.3%	7.4%	5.6%	3.1%	5.9%	1.9%
Non-ND, Non-MN States	2.2%	3.7%	2.4%	2.7%	0.0%	2.1%	4.2%	0.0%	0.0%	1.9%
Non-Res Alien (International)	14.4%	9.8%	7.3%	16.0%	20.0%	16.0%	8.5%	10.8%	19.1%	11.5%
Total	100.0%	100.0%	100.0%	100.0%	100.0%	100.0%	100.0%	100.0%	100.0%	100.0%
Total Students	90	82	82	75	80	94	71	65	68	52
Percentage of Total Students	9.5%	9.4%	8.8%	7.6%	8.3%	10.7%	8.1%	7.8%	8.3%	6.3%

Note: Official Fall 4th Week Enrollment Census Data and residency means native ('home address') residency, i.e., NOT 'tuition' residency.

**North Dakota State University
College of Business
Management and Marketing Enrollment Percentage**

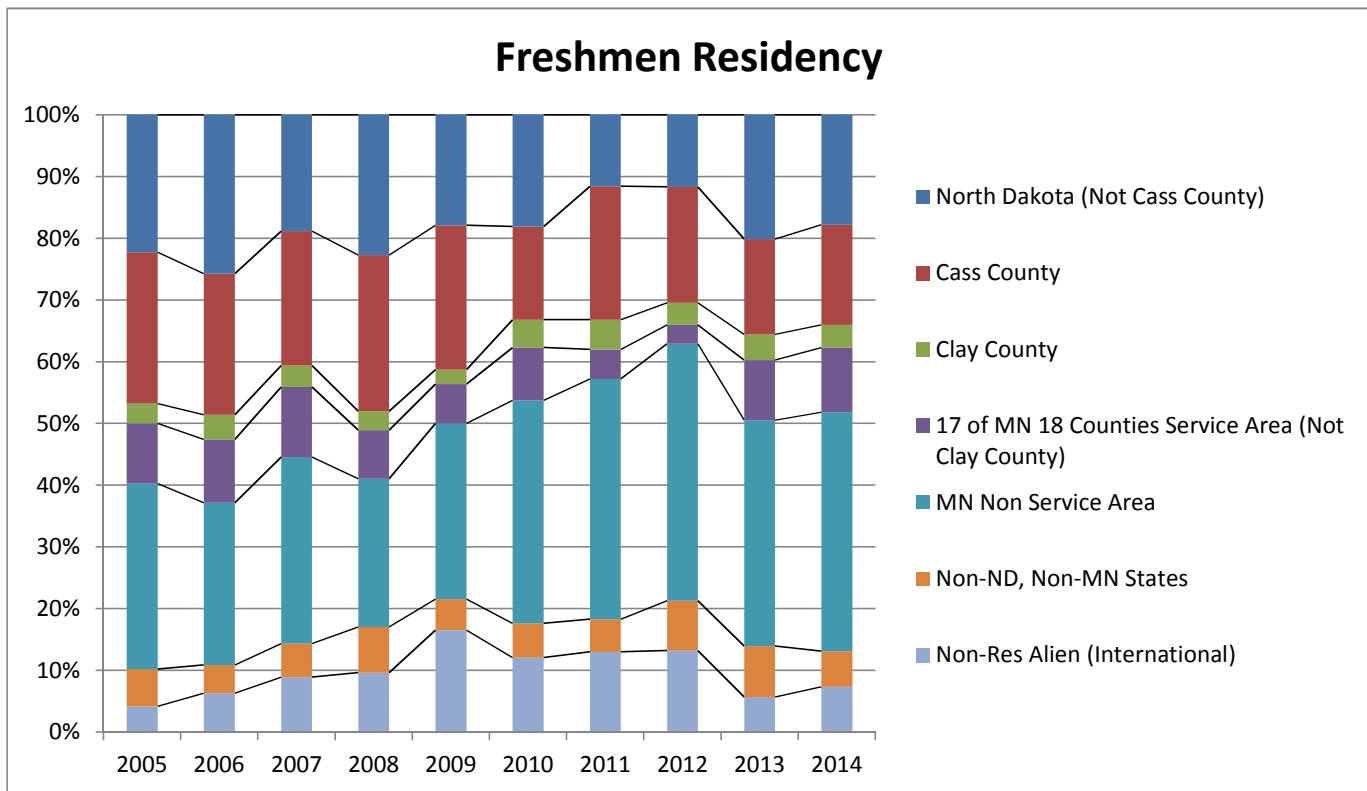


Management and Marketing

	2005	2006	2007	2008	2009	2010	2011	2012	2013	2014
North Dakota (Not Cass County)	22.4%	25.2%	25.2%	25.0%	21.6%	18.2%	17.3%	15.2%	14.7%	17.1%
Cass County	36.1%	32.4%	29.1%	30.2%	30.2%	30.1%	29.1%	28.3%	27.0%	27.0%
Clay County	3.4%	2.7%	4.6%	4.8%	4.2%	5.6%	5.5%	4.8%	4.9%	5.4%
17 of MN 18 Counties Service Area (Not Clay County)	8.6%	8.6%	8.6%	8.4%	8.7%	7.9%	7.2%	5.9%	8.2%	8.2%
MN Non Service Area	21.2%	23.4%	24.4%	22.6%	23.9%	26.4%	30.2%	34.2%	33.5%	33.7%
Non-ND, Non-MN States	5.5%	4.6%	4.0%	3.8%	3.5%	4.2%	4.4%	4.4%	4.4%	3.7%
Non-Res Alien (International)	2.7%	3.1%	4.2%	5.3%	7.9%	7.6%	6.4%	7.2%	7.4%	4.9%
Total	100.0%	100.0%	100.0%	100.0%	100.0%	100.0%	100.0%	100.0%	100.0%	100.0%
Total Students	949	876	935	988	967	881	880	834	819	832
Percentage of Total Students	100.0%	100.0%	100.0%	100.0%	100.0%	100.0%	100.0%	100.0%	100.0%	100.0%

Note: Official Fall 4th Week Enrollment Census Data and residency means native ('home address') residency, i.e., NOT 'tuition' residency.

**North Dakota State University
College of Business
Management and Marketing Enrollment Percentage**

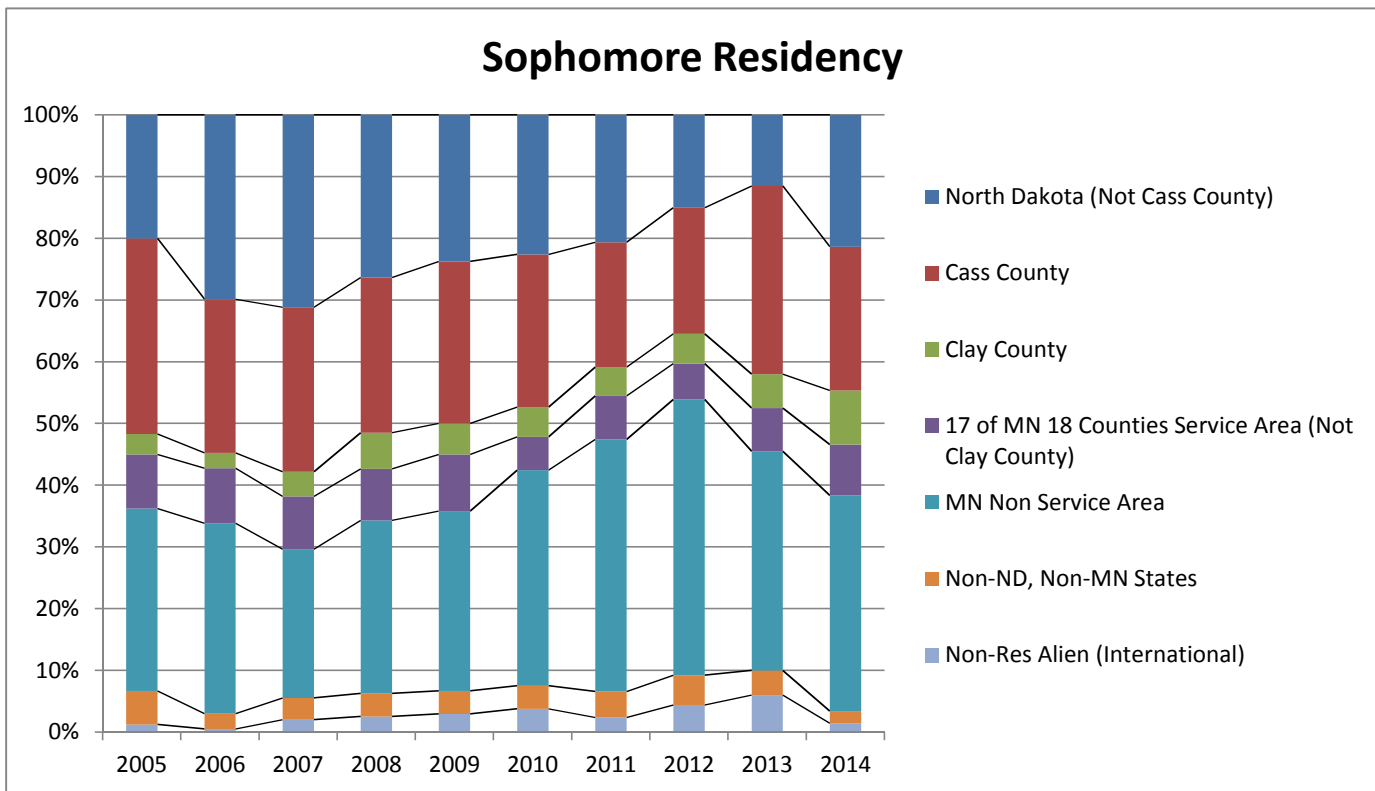


Management and Marketing Freshmen

	2005	2006	2007	2008	2009	2010	2011	2012	2013	2014
North Dakota (Not Cass County)	22.2%	25.7%	18.8%	22.7%	17.9%	18.1%	11.5%	11.7%	20.1%	17.8%
Cass County	24.5%	22.9%	21.8%	25.3%	23.4%	15.1%	21.6%	18.8%	15.5%	16.2%
Clay County	3.2%	4.0%	3.5%	3.1%	2.3%	4.5%	4.8%	3.6%	4.1%	3.7%
17 of MN 18 Counties Service Area (Not Clay County)	9.7%	10.3%	11.4%	7.9%	6.4%	8.5%	4.8%	3.0%	9.8%	10.5%
MN Non Service Area	30.1%	26.3%	30.2%	24.0%	28.4%	36.2%	38.9%	41.6%	36.6%	38.7%
Non-ND, Non-MN States	6.0%	4.6%	5.4%	7.4%	5.0%	5.5%	5.3%	8.1%	8.2%	5.8%
Non-Res Alien (International)	4.2%	6.3%	8.9%	9.6%	16.5%	12.1%	13.0%	13.2%	5.7%	7.3%
Total	100.0%	100.0%	100.0%	100.0%	100.0%	100.0%	100.0%	100.0%	100.0%	100.0%
Total Students	216	175	202	229	218	199	208	197	194	191
Percentage of Total UG Students	25.1%	22.0%	23.7%	25.1%	24.6%	25.3%	25.7%	25.6%	25.8%	24.5%

Note: Official Fall 4th Week Enrollment Census Data and residency means native ('home address') residency, i.e., NOT 'tuition' residency.

**North Dakota State University
College of Business
Management and Marketing Enrollment Percentage**

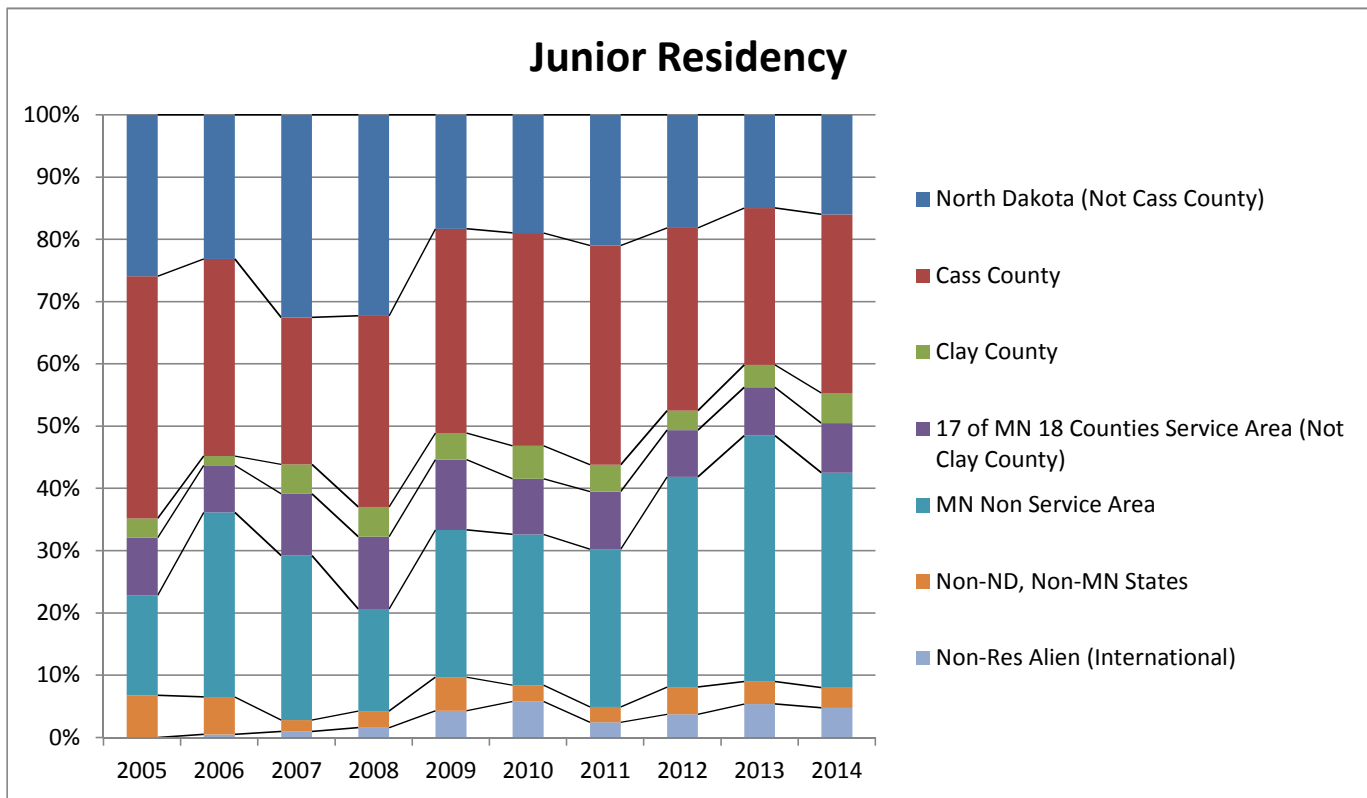


Management and Marketing Sophomore

	2005	2006	2007	2008	2009	2010	2011	2012	2013	2014
North Dakota (Not Cass County)	20.0%	29.9%	31.2%	26.4%	23.8%	22.6%	20.7%	15.0%	11.5%	21.4%
Cass County	31.7%	24.9%	26.6%	25.1%	26.3%	24.7%	20.2%	20.4%	30.5%	23.3%
Clay County	3.3%	2.5%	4.0%	5.9%	5.0%	4.8%	4.7%	4.9%	5.5%	8.7%
17 of MN 18 Counties Service Area (Not Clay County)	8.8%	9.0%	8.5%	8.4%	9.2%	5.4%	7.0%	5.8%	7.0%	8.3%
MN Non Service Area	29.6%	30.8%	24.1%	28.0%	29.2%	34.9%	40.8%	44.7%	35.5%	35.0%
Non-ND, Non-MN States	5.4%	2.5%	3.5%	3.8%	3.8%	3.8%	4.2%	4.9%	4.0%	1.9%
Non-Res Alien (International)	1.3%	0.5%	2.0%	2.5%	2.9%	3.8%	2.3%	4.4%	6.0%	1.5%
Total	100.0%	100.0%	100.0%	100.0%	100.0%	100.0%	100.0%	100.0%	100.0%	100.0%
Total Students	240	201	199	239	240	186	213	206	200	206
Percentage of Total UG Students	27.9%	25.3%	23.3%	26.2%	27.1%	23.6%	26.3%	26.8%	26.6%	26.4%

Note: Official Fall 4th Week Enrollment Census Data and residency means native ('home address') residency, i.e., NOT 'tuition' residency.

**North Dakota State University
College of Business
Management and Marketing Enrollment Percentage**

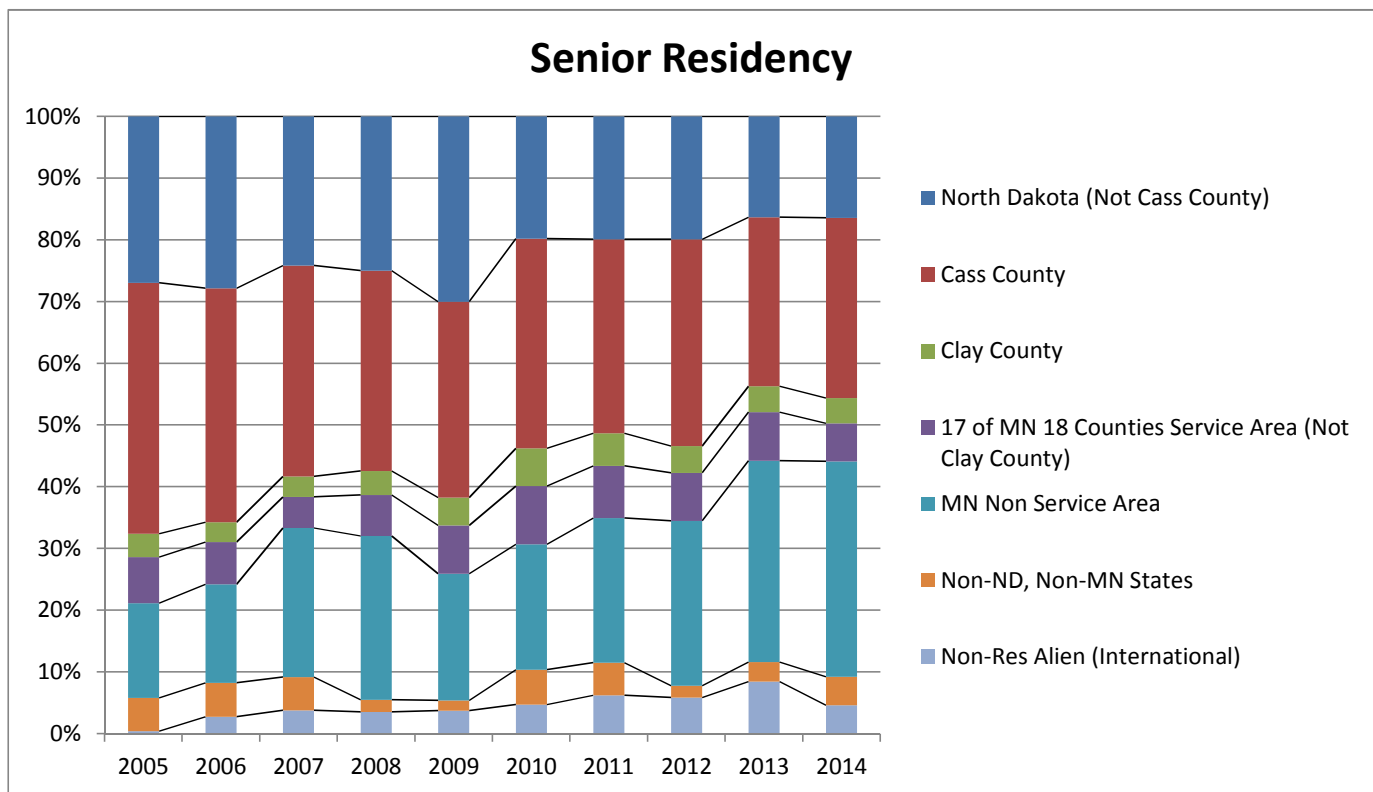


Management and Marketing Junior

	2005	2006	2007	2008	2009	2010	2011	2012	2013	2014
North Dakota (Not Cass County)	25.9%	23.1%	32.5%	32.3%	18.3%	18.9%	21.0%	18.1%	15.0%	16.0%
Cass County	38.9%	31.7%	23.6%	30.7%	32.8%	34.2%	35.2%	29.4%	25.1%	28.7%
Clay County	3.1%	1.5%	4.7%	4.8%	4.3%	5.3%	4.3%	3.1%	3.6%	4.8%
17 of MN 18 Counties Service Area (Not Clay County)	9.3%	7.5%	9.9%	11.6%	11.3%	8.9%	9.3%	7.5%	7.8%	8.0%
MN Non Service Area	16.0%	29.6%	26.4%	16.4%	23.7%	24.2%	25.3%	33.8%	39.5%	34.6%
Non-ND, Non-MN States	6.8%	6.0%	1.9%	2.6%	5.4%	2.6%	2.5%	4.4%	3.6%	3.2%
Non-Res Alien (International)	0.0%	0.5%	0.9%	1.6%	4.3%	5.8%	2.5%	3.8%	5.4%	4.8%
Total	100.0%	100.0%	100.0%	100.0%	100.0%	100.0%	100.0%	100.0%	100.0%	100.0%
Total Students	162	199	212	189	186	190	162	160	167	188
Percentage of Total UG Students	18.9%	25.1%	24.9%	20.7%	21.0%	24.1%	20.0%	20.8%	22.2%	24.1%

Note: Official Fall 4th Week Enrollment Census Data and residency means native ('home address') residency, i.e., NOT 'tuition' residency.

**North Dakota State University
College of Business
Management and Marketing Enrollment Percentage**



Management and Marketing Senior

	2005	2006	2007	2008	2009	2010	2011	2012	2013	2014
North Dakota (Not Cass County)	27.0%	27.9%	24.2%	25.0%	30.0%	19.8%	19.9%	19.9%	16.3%	16.4%
Cass County	40.7%	37.9%	34.2%	32.4%	31.7%	34.0%	31.4%	33.5%	27.4%	29.2%
Clay County	3.7%	3.2%	3.3%	3.9%	4.5%	6.1%	5.3%	4.4%	4.2%	4.1%
17 of MN 18 Counties Service Area (Not Clay County)	7.5%	6.8%	5.0%	6.6%	7.8%	9.4%	8.4%	7.8%	7.9%	6.2%
MN Non Service Area	15.4%	16.0%	24.2%	26.6%	20.6%	20.3%	23.5%	26.7%	32.6%	34.9%
Non-ND, Non-MN States	5.4%	5.5%	5.4%	2.0%	1.6%	5.7%	5.3%	1.9%	3.2%	4.6%
Non-Res Alien (International)	0.4%	2.7%	3.8%	3.5%	3.7%	4.7%	6.2%	5.8%	8.4%	4.6%
Total	100.0%	100.0%	100.0%	100.0%	100.0%	100.0%	100.0%	100.0%	100.0%	100.0%
Total Students	241	219	240	256	243	212	226	206	190	195
Percentage of Total UG Students	28.1%	27.6%	28.1%	28.0%	27.4%	26.9%	27.9%	26.8%	25.3%	25.0%

Note: Official Fall 4th Week Enrollment Census Data and residency means native ('home address') residency, i.e., NOT 'tuition' residency.