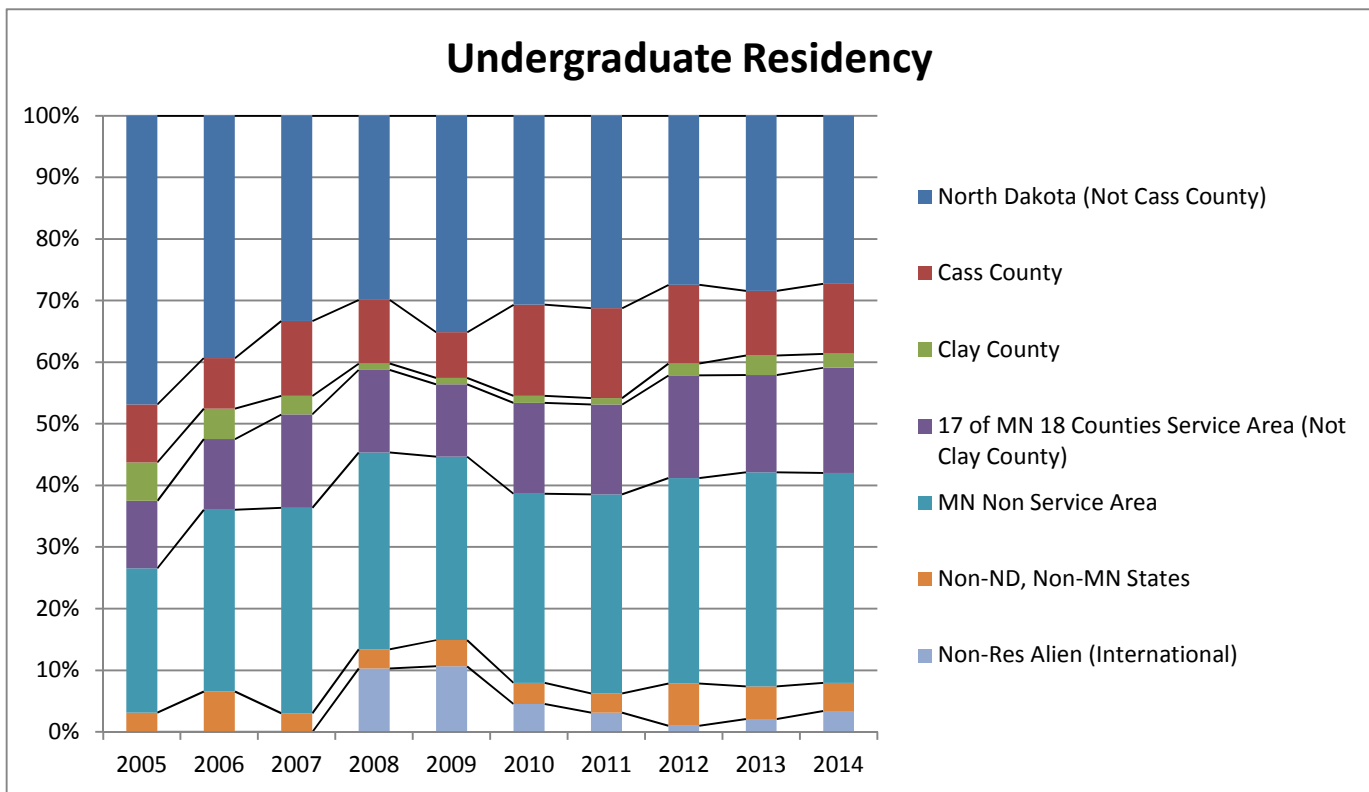


**North Dakota State University
College of Engineering
Agricultural & Biosystems Engineering Enrollment Percentage**

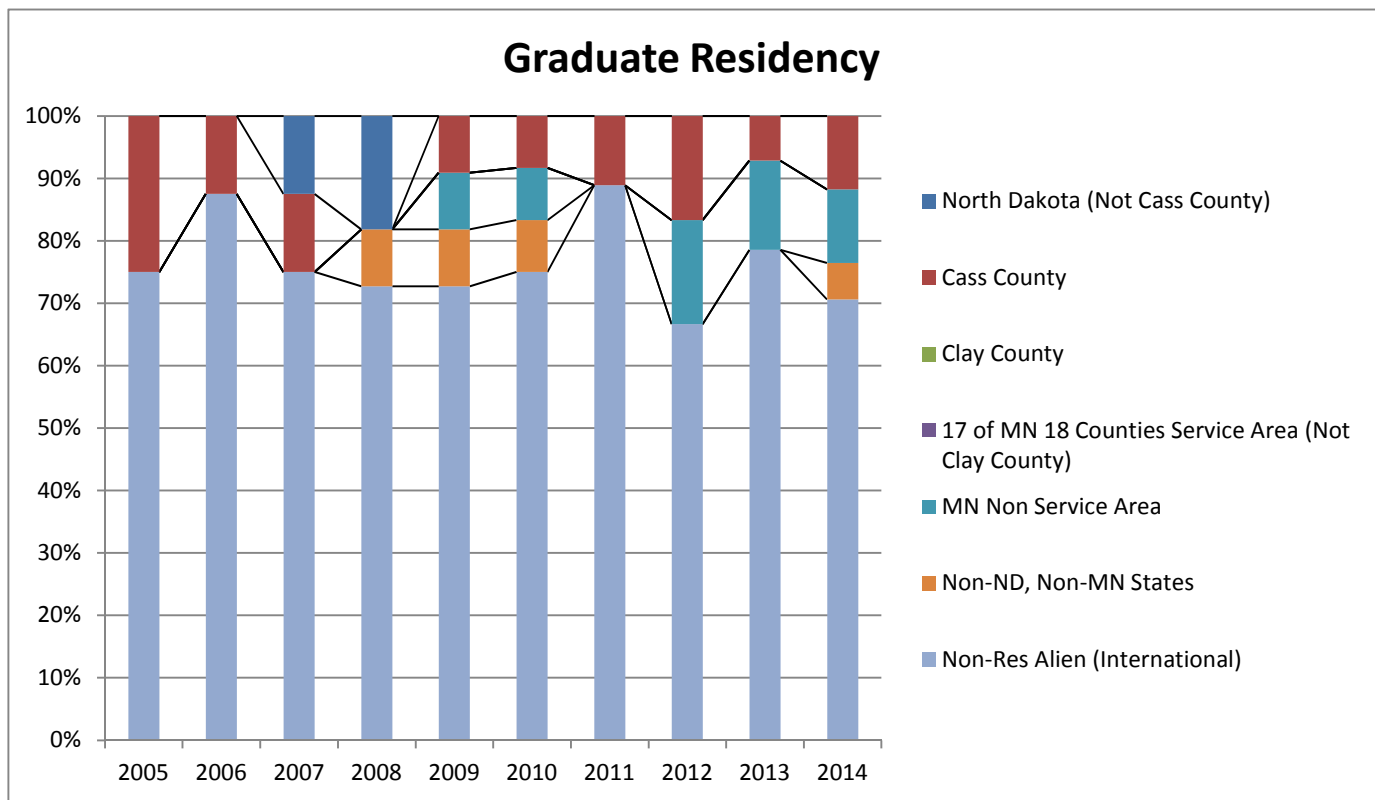


Agricultural & Biosystems Engineering Undergraduate

	2005	2006	2007	2008	2009	2010	2011	2012	2013	2014
North Dakota (Not Cass County)	46.9%	39.3%	33.3%	29.9%	35.1%	30.7%	31.3%	27.5%	28.4%	27.3%
Cass County	9.4%	8.2%	12.1%	10.3%	7.4%	14.8%	14.6%	12.7%	10.5%	11.4%
Clay County	6.3%	4.9%	3.0%	1.0%	1.1%	1.1%	1.0%	2.0%	3.2%	2.3%
17 of MN 18 Counties Service Area (Not Clay County)	10.9%	11.5%	15.2%	13.4%	11.7%	14.8%	14.6%	16.7%	15.8%	17.0%
MN Non Service Area	23.4%	29.5%	33.3%	32.0%	29.8%	30.7%	32.3%	33.3%	34.7%	34.1%
Non-ND, Non-MN States	3.1%	6.6%	3.0%	3.1%	4.3%	3.4%	3.1%	6.9%	5.3%	4.5%
Non-Res Alien (International)	0.0%	0.0%	0.0%	10.3%	10.6%	4.5%	3.1%	1.0%	2.1%	3.4%
Total	100.0%	100.0%	100.0%	100.0%	100.0%	100.0%	100.0%	100.0%	100.0%	100.0%
Total Students	64	61	66	97	94	88	96	102	95	88
Percentage of Total Students	94.1%	88.4%	89.2%	89.8%	89.5%	88.0%	91.4%	89.5%	87.2%	83.8%

Note: Official Fall 4th Week Enrollment Census Data and residency means native ('home address') residency, i.e., NOT 'tuition' residency.

**North Dakota State University
College of Engineering
Agricultural & Biosystems Engineering Enrollment Percentage**

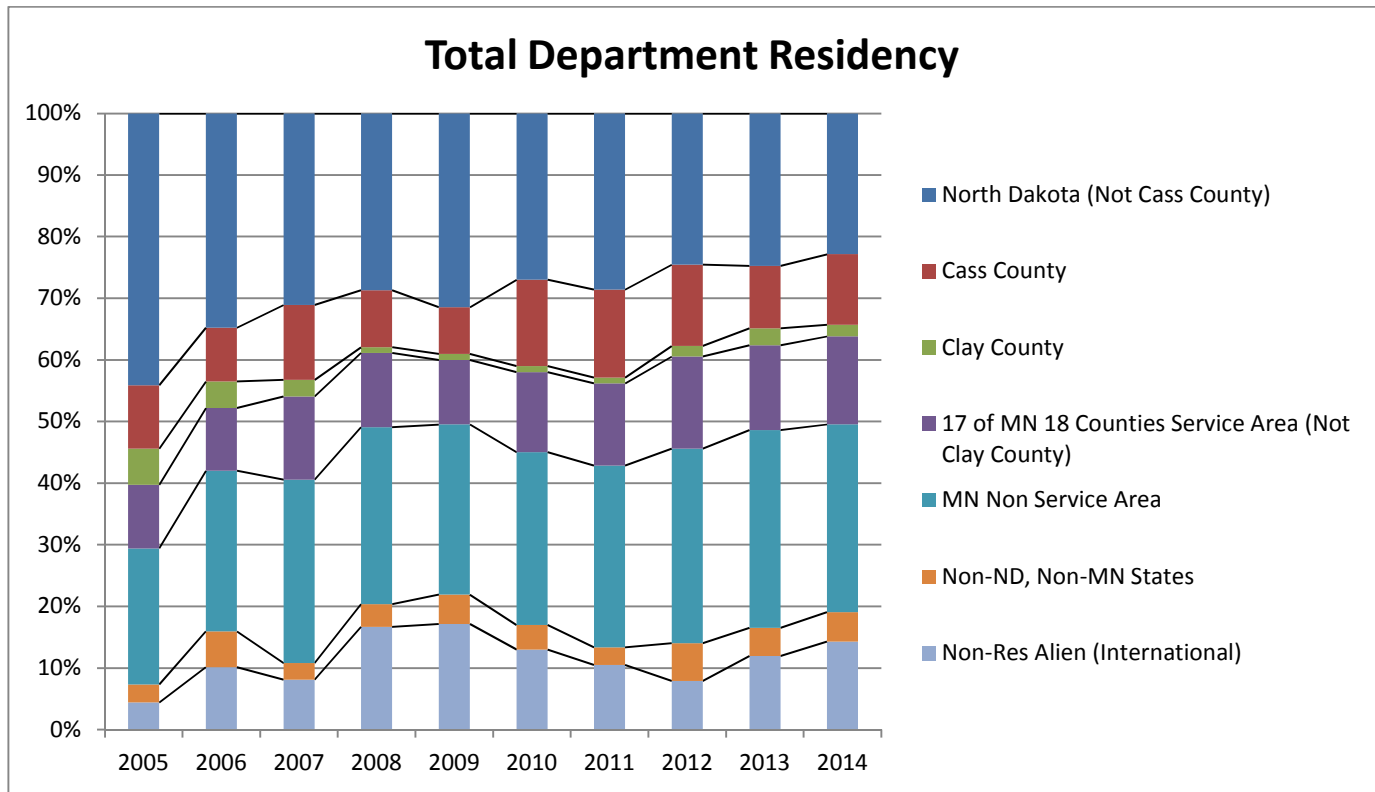


Agricultural & Biosystems Engineering Graduate

	2005	2006	2007	2008	2009	2010	2011	2012	2013	2014
North Dakota (Not Cass County)	0.0%	0.0%	12.5%	18.2%	0.0%	0.0%	0.0%	0.0%	0.0%	0.0%
Cass County	25.0%	12.5%	12.5%	0.0%	9.1%	8.3%	11.1%	16.7%	7.1%	11.8%
Clay County	0.0%	0.0%	0.0%	0.0%	0.0%	0.0%	0.0%	0.0%	0.0%	0.0%
17 of MN 18 Counties Service Area (Not Clay County)	0.0%	0.0%	0.0%	0.0%	0.0%	0.0%	0.0%	0.0%	0.0%	0.0%
MN Non Service Area	0.0%	0.0%	0.0%	0.0%	9.1%	8.3%	0.0%	16.7%	14.3%	11.8%
Non-ND, Non-MN States	0.0%	0.0%	0.0%	9.1%	9.1%	8.3%	0.0%	0.0%	0.0%	5.9%
Non-Res Alien (International)	75.0%	87.5%	75.0%	72.7%	72.7%	75.0%	88.9%	66.7%	78.6%	70.6%
Total	100.0%	100.0%	100.0%	100.0%	100.0%	100.0%	100.0%	100.0%	100.0%	100.0%
Total Students	4	8	8	11	11	12	9	12	14	17
Percentage of Total Students	5.9%	11.6%	10.8%	10.2%	10.5%	12.0%	8.6%	10.5%	12.8%	16.2%

Note: Official Fall 4th Week Enrollment Census Data and residency means native ('home address') residency, i.e., NOT 'tuition' residency.

**North Dakota State University
College of Engineering
Agricultural & Biosystems Engineering Enrollment Percentage**

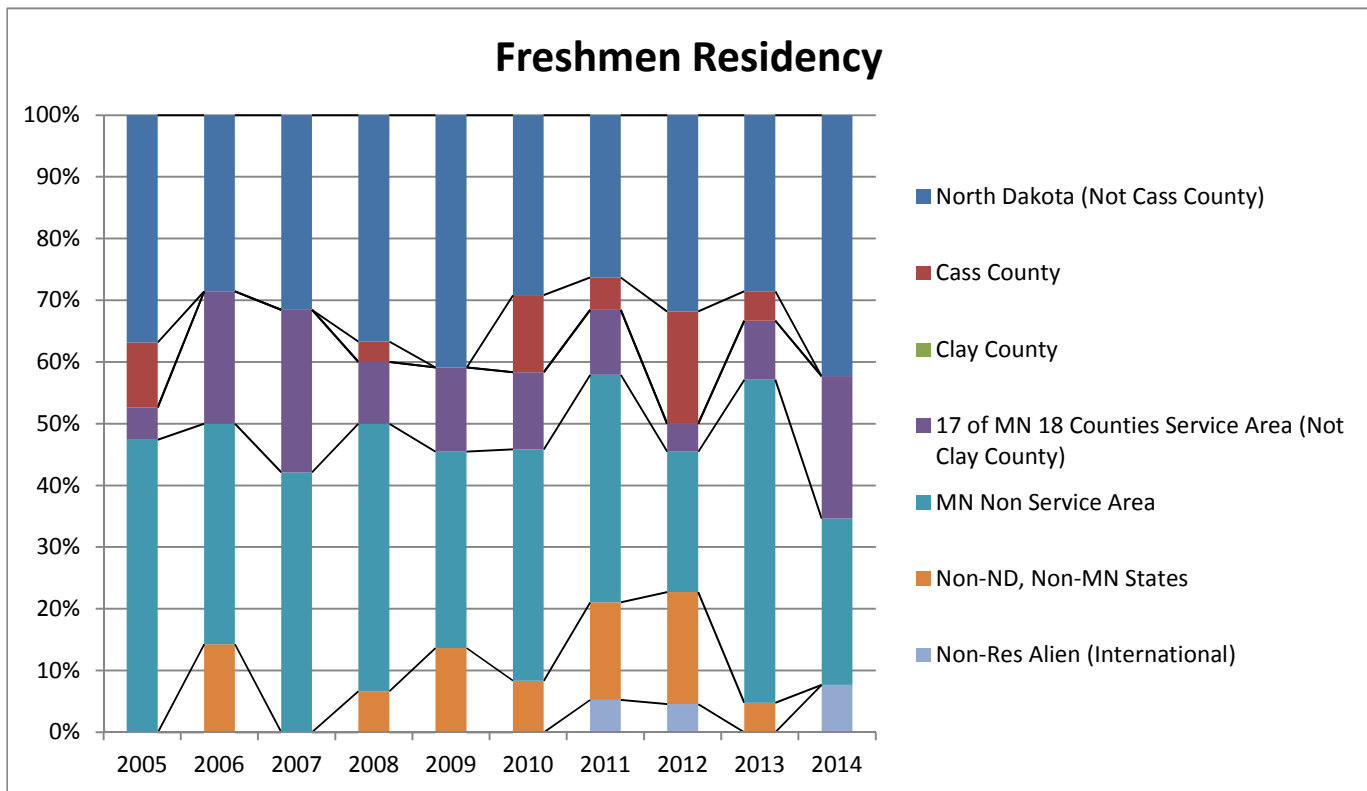


Agricultural & Biosystems Engineering

	2005	2006	2007	2008	2009	2010	2011	2012	2013	2014
North Dakota (Not Cass County)	44.1%	34.8%	31.1%	28.7%	31.4%	27.0%	28.6%	24.6%	24.8%	22.9%
Cass County	10.3%	8.7%	12.2%	9.3%	7.6%	14.0%	14.3%	13.2%	10.1%	11.4%
Clay County	5.9%	4.3%	2.7%	0.9%	1.0%	1.0%	1.0%	1.8%	2.8%	1.9%
17 of MN 18 Counties Service Area (Not Clay County)	10.3%	10.1%	13.5%	12.0%	10.5%	13.0%	13.3%	14.9%	13.8%	14.3%
MN Non Service Area	22.1%	26.1%	29.7%	28.7%	27.6%	28.0%	29.5%	31.6%	32.1%	30.5%
Non-ND, Non-MN States	2.9%	5.8%	2.7%	3.7%	4.8%	4.0%	2.9%	6.1%	4.6%	4.8%
Non-Res Alien (International)	4.4%	10.1%	8.1%	16.7%	17.1%	13.0%	10.5%	7.9%	11.9%	14.3%
Total	100.0%	100.0%	100.0%	100.0%	100.0%	100.0%	100.0%	100.0%	100.0%	100.0%
Total Students	68	69	74	108	105	100	105	114	109	105
Percentage of Total Students	100.0%	100.0%	100.0%	100.0%	100.0%	100.0%	100.0%	100.0%	100.0%	100.0%

Note: Official Fall 4th Week Enrollment Census Data and residency means native ('home address') residency, i.e., NOT 'tuition' residency.

**North Dakota State University
College of Engineering
Agricultural & Biosystems Engineering Enrollment Percentage**



Agricultural & Biosystems Engineering Freshmen

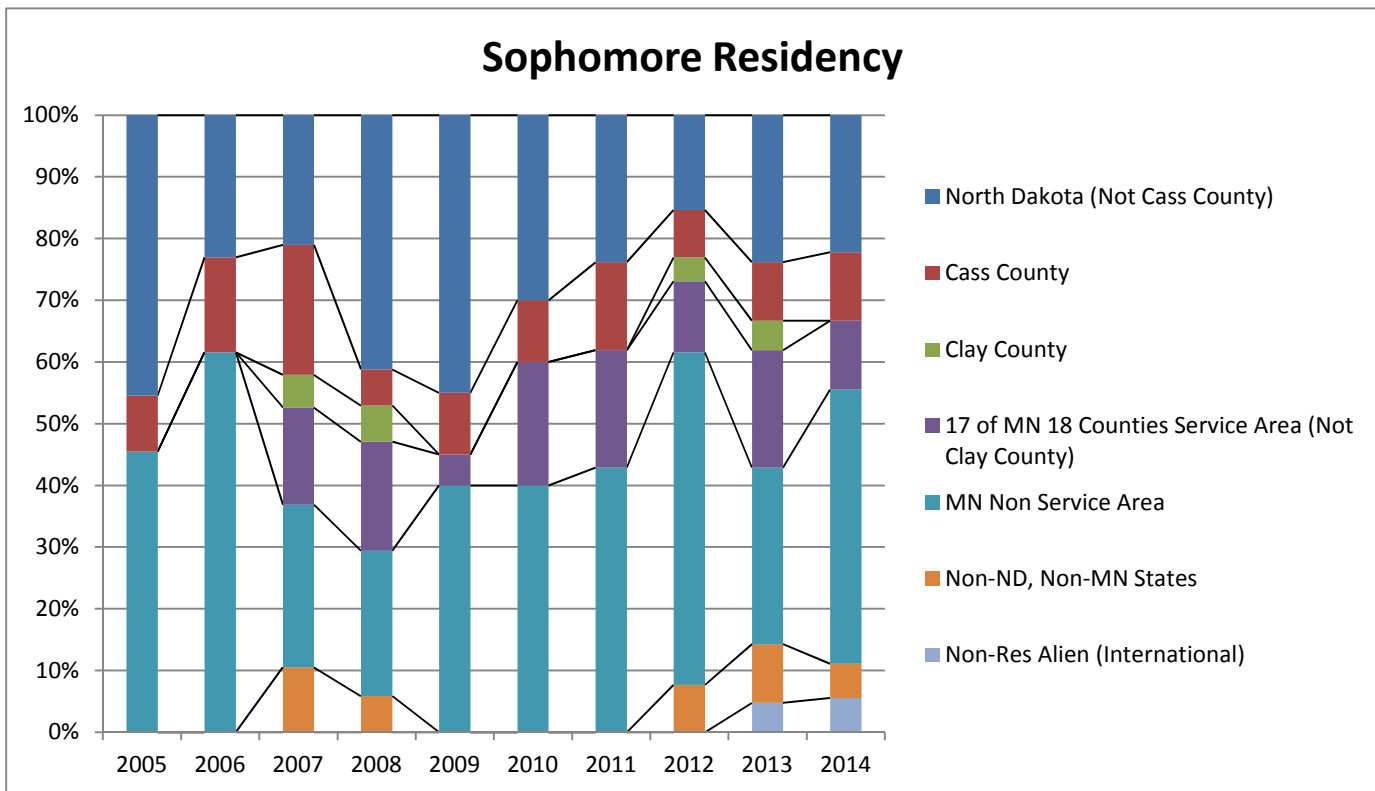
	2005	2006	2007	2008	2009	2010	2011	2012	2013	2014
North Dakota (Not Cass County)	36.8%	28.6%	31.6%	36.7%	40.9%	29.2%	26.3%	31.8%	28.6%	42.3%
Cass County	10.5%	0.0%	0.0%	3.3%	0.0%	12.5%	5.3%	18.2%	4.8%	0.0%
Clay County	0.0%	0.0%	0.0%	0.0%	0.0%	0.0%	0.0%	0.0%	0.0%	0.0%
17 of MN 18 Counties Service Area (Not Clay County)	5.3%	21.4%	26.3%	10.0%	13.6%	12.5%	10.5%	4.5%	9.5%	23.1%
MN Non Service Area	47.4%	35.7%	42.1%	43.3%	31.8%	37.5%	36.8%	22.7%	52.4%	26.9%
Non-ND, Non-MN States	0.0%	14.3%	0.0%	6.7%	13.6%	8.3%	15.8%	18.2%	4.8%	0.0%
Non-Res Alien (International)	0.0%	0.0%	0.0%	0.0%	0.0%	0.0%	5.3%	4.5%	0.0%	7.7%
Total	100.0%	100.0%	100.0%	100.0%	100.0%	100.0%	100.0%	100.0%	100.0%	100.0%

Total Students 19 14 19 30 22 24 19 22 21 26

Percentage of Total UG Students 29.7% 23.0% 28.8% 30.9% 23.4% 27.3% 19.8% 21.6% 22.1% 29.5%

Note: Official Fall 4th Week Enrollment Census Data and residency means native ('home address') residency, i.e., NOT 'tuition' residency.

**North Dakota State University
College of Engineering
Agricultural & Biosystems Engineering Enrollment Percentage**



Agricultural & Biosystems Engineering Sophomore

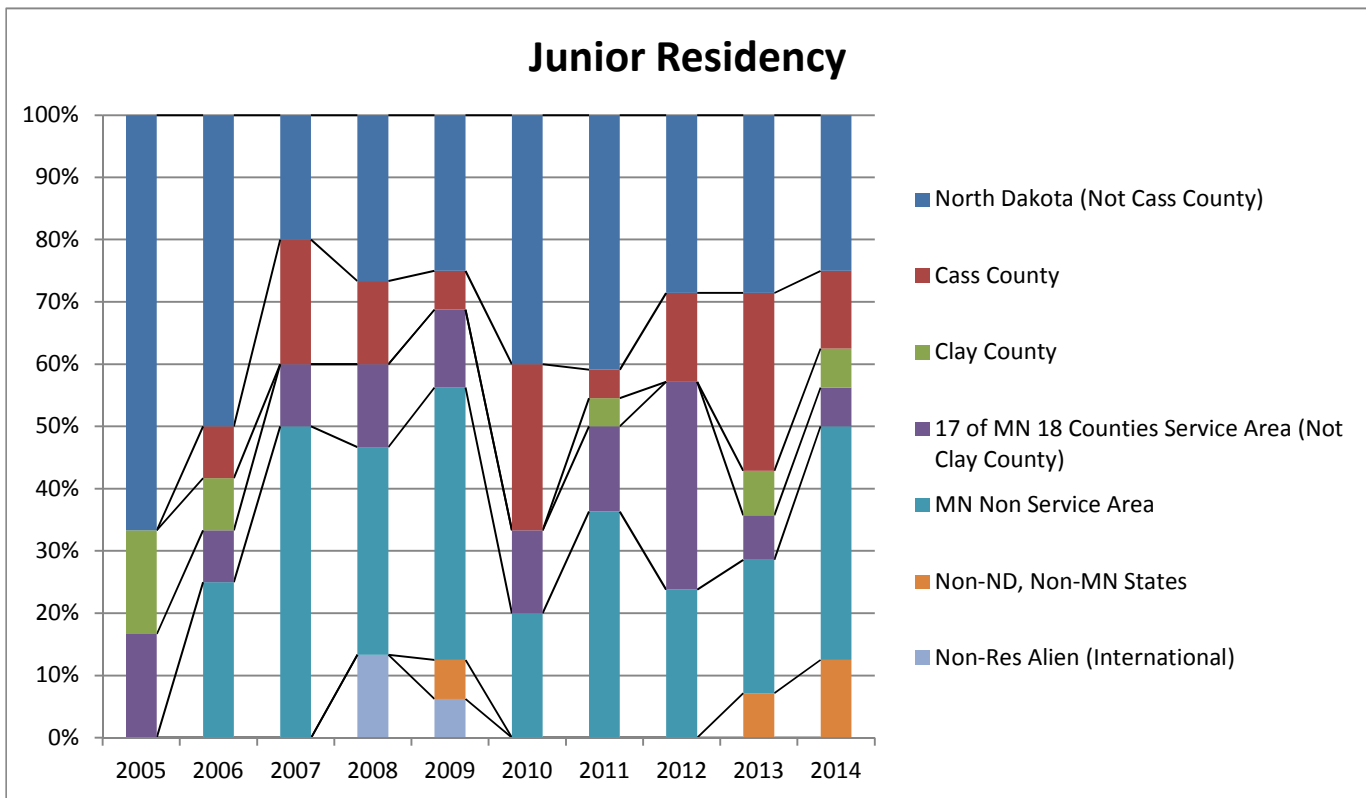
	2005	2006	2007	2008	2009	2010	2011	2012	2013	2014
North Dakota (Not Cass County)	45.5%	23.1%	21.1%	41.2%	45.0%	30.0%	23.8%	15.4%	23.8%	22.2%
Cass County	9.1%	15.4%	21.1%	5.9%	10.0%	10.0%	14.3%	7.7%	9.5%	11.1%
Clay County	0.0%	0.0%	5.3%	5.9%	0.0%	0.0%	0.0%	3.8%	4.8%	0.0%
17 of MN 18 Counties Service Area (Not Clay County)	0.0%	0.0%	15.8%	17.6%	5.0%	20.0%	19.0%	11.5%	19.0%	11.1%
MN Non Service Area	45.5%	61.5%	26.3%	23.5%	40.0%	40.0%	42.9%	53.8%	28.6%	44.4%
Non-ND, Non-MN States	0.0%	0.0%	10.5%	5.9%	0.0%	0.0%	0.0%	7.7%	9.5%	5.6%
Non-Res Alien (International)	0.0%	0.0%	0.0%	0.0%	0.0%	0.0%	0.0%	0.0%	4.8%	5.6%
Total	100.0%	100.0%	100.0%	100.0%	100.0%	100.0%	100.0%	100.0%	100.0%	100.0%

Total Students 11 13 19 17 20 20 21 26 21 18

Percentage of Total UG Students 17.2% 21.3% 28.8% 17.5% 21.3% 22.7% 21.9% 25.5% 22.1% 20.5%

Note: Official Fall 4th Week Enrollment Census Data and residency means native ('home address') residency, i.e., NOT 'tuition' residency.

**North Dakota State University
College of Engineering
Agricultural & Biosystems Engineering Enrollment Percentage**

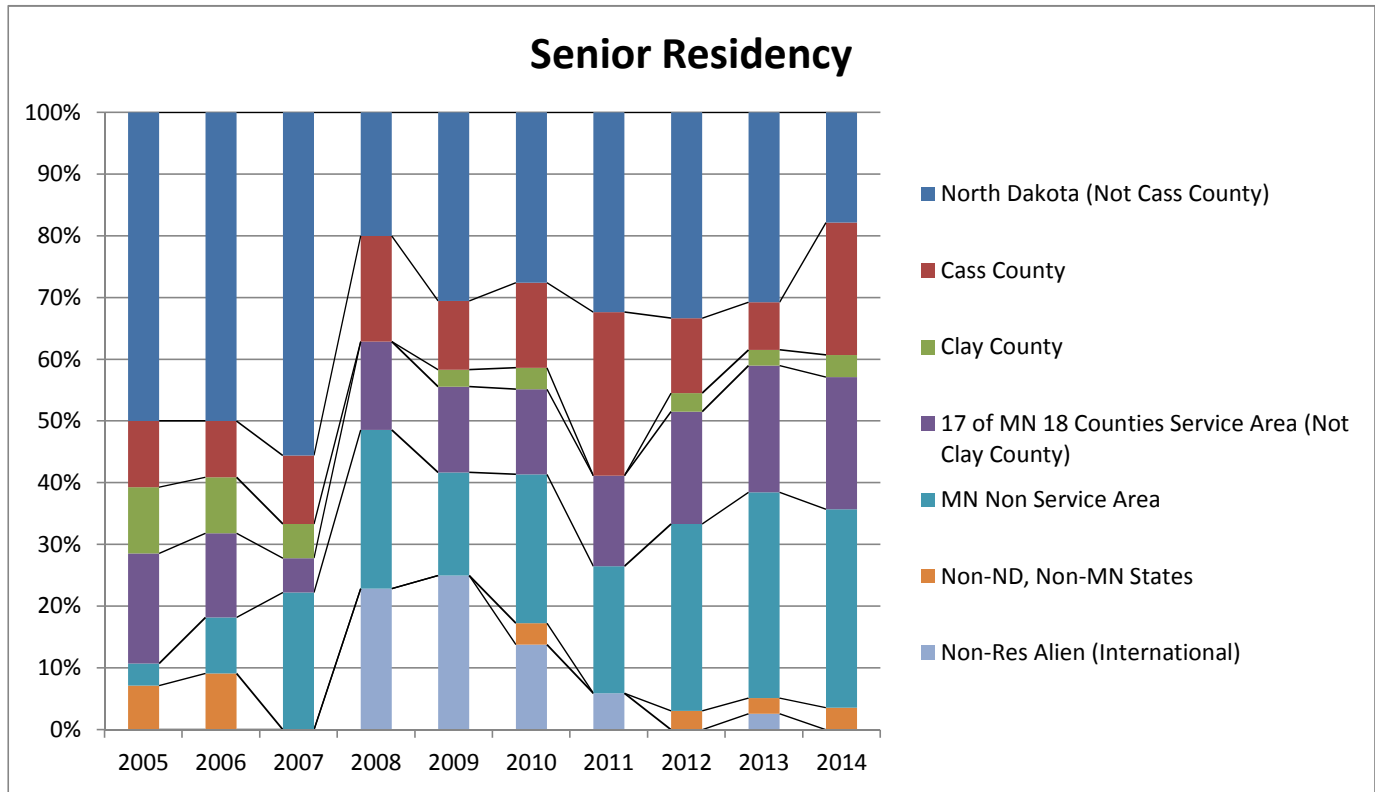


Agricultural & Biosystems Engineering Junior

	2005	2006	2007	2008	2009	2010	2011	2012	2013	2014
North Dakota (Not Cass County)	66.7%	50.0%	20.0%	26.7%	25.0%	40.0%	40.9%	28.6%	28.6%	25.0%
Cass County	0.0%	8.3%	20.0%	13.3%	6.3%	26.7%	4.5%	14.3%	28.6%	12.5%
Clay County	16.7%	8.3%	0.0%	0.0%	0.0%	0.0%	4.5%	0.0%	7.1%	6.3%
17 of MN 18 Counties Service Area (Not Clay County)	16.7%	8.3%	10.0%	13.3%	12.5%	13.3%	13.6%	33.3%	7.1%	6.3%
MN Non Service Area	0.0%	25.0%	50.0%	33.3%	43.8%	20.0%	36.4%	23.8%	21.4%	37.5%
Non-ND, Non-MN States	0.0%	0.0%	0.0%	0.0%	6.3%	0.0%	0.0%	0.0%	7.1%	12.5%
Non-Res Alien (International)	0.0%	0.0%	0.0%	13.3%	6.3%	0.0%	0.0%	0.0%	0.0%	0.0%
Total	100.0%	100.0%	100.0%	100.0%	100.0%	100.0%	100.0%	100.0%	100.0%	100.0%
Total Students	6	12	10	15	16	15	22	21	14	16
Percentage of Total UG Students	9.4%	19.7%	15.2%	15.5%	17.0%	17.0%	22.9%	20.6%	14.7%	18.2%

Note: Official Fall 4th Week Enrollment Census Data and residency means native ('home address') residency, i.e., NOT 'tuition' residency.

**North Dakota State University
College of Engineering
Agricultural & Biosystems Engineering Enrollment Percentage**



Agricultural & Biosystems Engineering Senior

	2005	2006	2007	2008	2009	2010	2011	2012	2013	2014
North Dakota (Not Cass County)	50.0%	50.0%	55.6%	20.0%	30.6%	27.6%	32.4%	33.3%	30.8%	17.9%
Cass County	10.7%	9.1%	11.1%	17.1%	11.1%	13.8%	26.5%	12.1%	7.7%	21.4%
Clay County	10.7%	9.1%	5.6%	0.0%	2.8%	3.4%	0.0%	3.0%	2.6%	3.6%
17 of MN 18 Counties Service Area (Not Clay County)	17.9%	13.6%	5.6%	14.3%	13.9%	13.8%	14.7%	18.2%	20.5%	21.4%
MN Non Service Area	3.6%	9.1%	22.2%	25.7%	16.7%	24.1%	20.6%	30.3%	33.3%	32.1%
Non-ND, Non-MN States	7.1%	9.1%	0.0%	0.0%	0.0%	3.4%	0.0%	3.0%	2.6%	3.6%
Non-Res Alien (International)	0.0%	0.0%	0.0%	22.9%	25.0%	13.8%	5.9%	0.0%	2.6%	0.0%
Total	100.0%	100.0%	100.0%	100.0%	100.0%	100.0%	100.0%	100.0%	100.0%	100.0%
Total Students	28	22	18	35	36	29	34	33	39	28
Percentage of Total UG Students	43.8%	36.1%	27.3%	36.1%	38.3%	33.0%	35.4%	32.4%	41.1%	31.8%

Note: Official Fall 4th Week Enrollment Census Data and residency means native ('home address') residency, i.e., NOT 'tuition' residency.