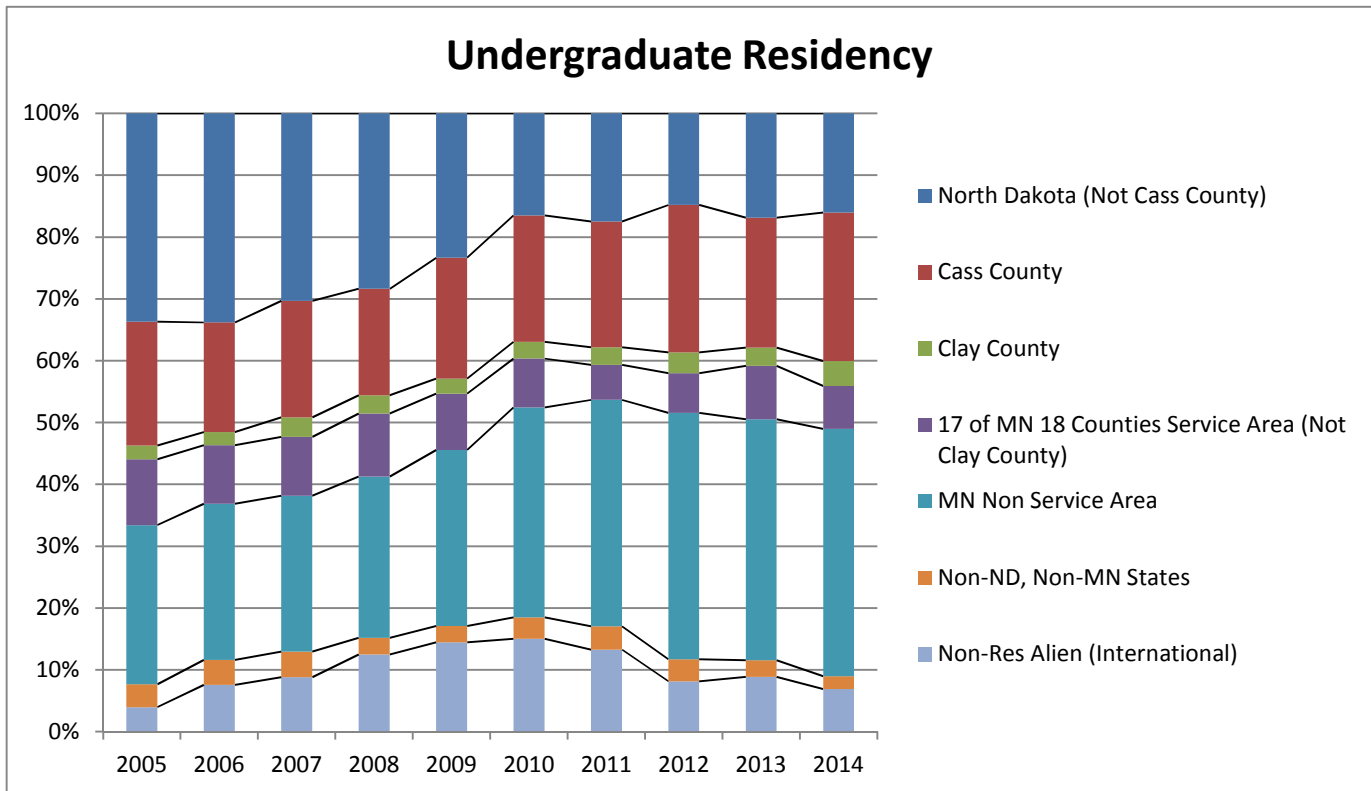


**North Dakota State University
College of Engineering
Electrical and Computer Engineering Enrollment Percentage**

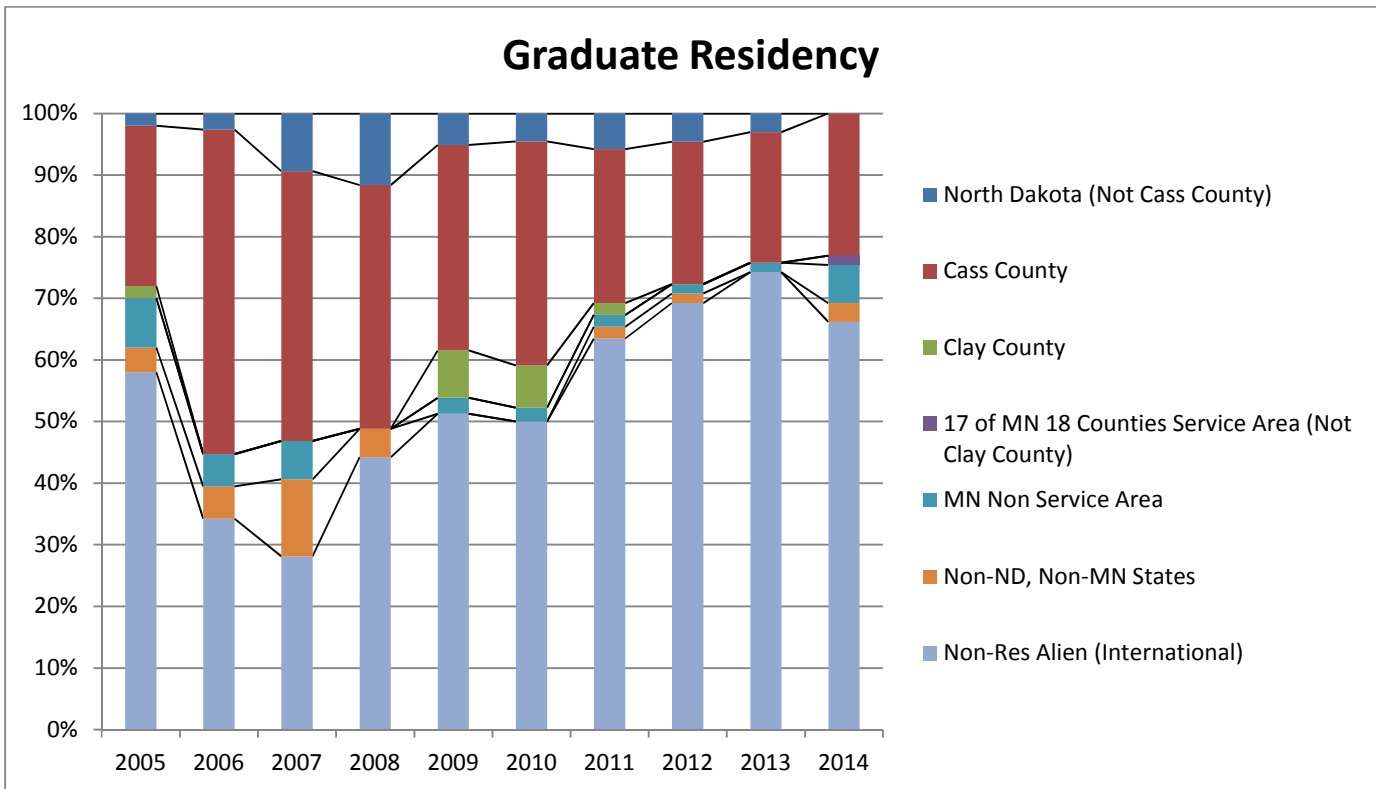


Electrical and Computer Engineering Undergraduate

	2005	2006	2007	2008	2009	2010	2011	2012	2013	2014
North Dakota (Not Cass County)	33.7%	33.8%	30.3%	28.3%	23.3%	16.5%	17.5%	14.8%	16.8%	16.1%
Cass County	20.0%	17.7%	18.8%	17.2%	19.6%	20.4%	20.3%	23.9%	21.1%	24.0%
Clay County	2.2%	2.1%	3.2%	2.9%	2.4%	2.7%	2.8%	3.3%	2.9%	4.1%
17 of MN 18 Counties Service Area (Not Clay County)	10.6%	9.5%	9.5%	10.2%	9.1%	7.9%	5.7%	6.4%	8.6%	6.9%
MN Non Service Area	25.7%	25.3%	25.2%	26.1%	28.4%	34.0%	36.6%	39.9%	38.9%	40.0%
Non-ND, Non-MN States	3.7%	4.0%	4.2%	2.7%	2.7%	3.4%	3.8%	3.6%	2.7%	2.0%
Non-Res Alien (International)	4.0%	7.6%	8.8%	12.5%	14.4%	15.0%	13.2%	8.1%	8.8%	6.9%
Total	100.0%	100.0%	100.0%	100.0%	100.0%	100.0%	100.0%	100.0%	100.0%	100.0%
Total Students	404	423	409	441	450	406	423	419	475	492
Percentage of Total Students	89.0%	91.8%	92.7%	91.1%	92.0%	90.2%	89.1%	86.6%	87.8%	88.3%

Note: Official Fall 4th Week Enrollment Census Data and residency means native ('home address') residency, i.e., NOT 'tuition' residency.

**North Dakota State University
College of Engineering
Electrical and Computer Engineering Enrollment Percentage**

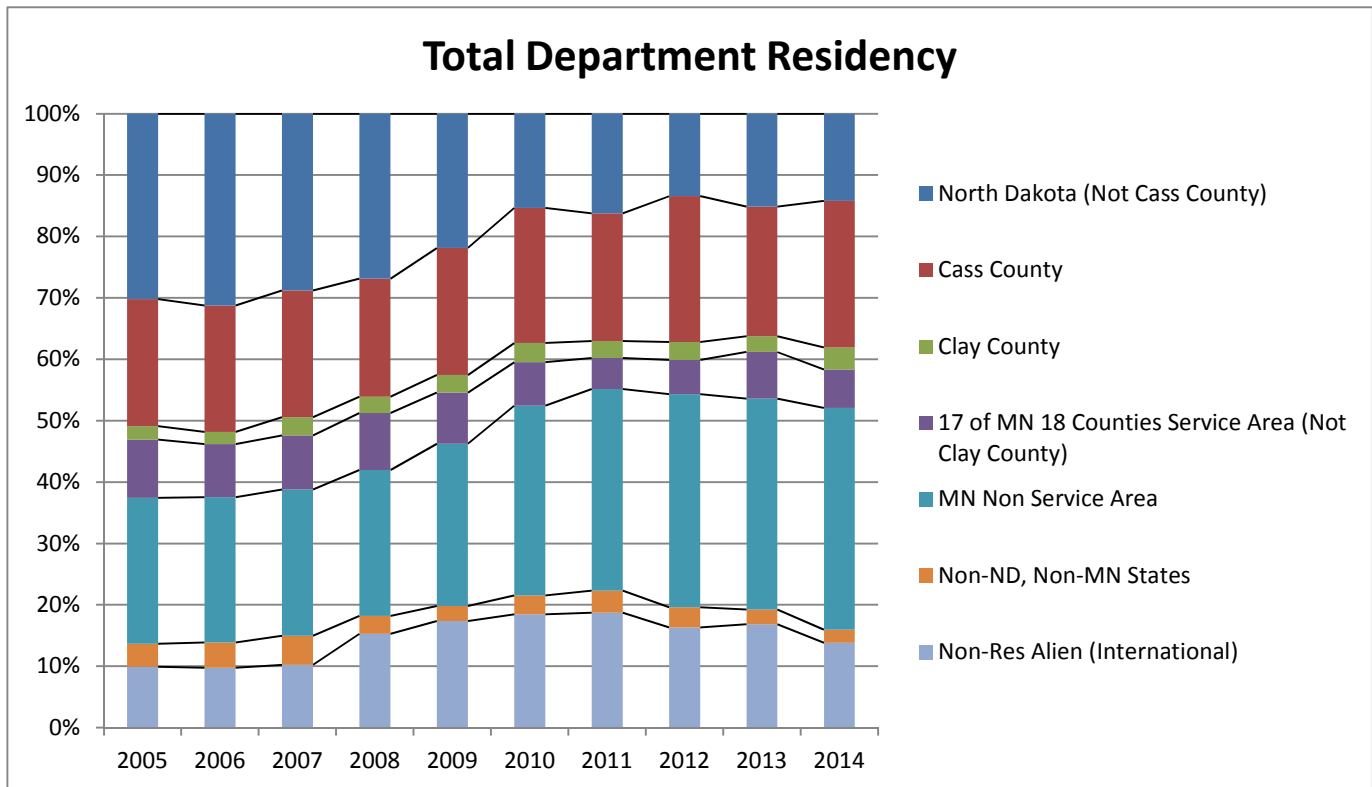


Electrical and Computer Engineering Graduate

	2005	2006	2007	2008	2009	2010	2011	2012	2013	2014
North Dakota (Not Cass County)	2.0%	2.6%	9.4%	11.6%	5.1%	4.5%	5.8%	4.6%	3.0%	0.0%
Cass County	26.0%	52.6%	43.8%	39.5%	33.3%	36.4%	25.0%	23.1%	21.2%	23.1%
Clay County	2.0%	0.0%	0.0%	0.0%	7.7%	6.8%	1.9%	0.0%	0.0%	0.0%
17 of MN 18 Counties Service Area (Not Clay County)	0.0%	0.0%	0.0%	0.0%	0.0%	0.0%	0.0%	0.0%	0.0%	1.5%
MN Non Service Area	8.0%	5.3%	6.3%	0.0%	2.6%	2.3%	1.9%	1.5%	1.5%	6.2%
Non-ND, Non-MN States	4.0%	5.3%	12.5%	4.7%	0.0%	0.0%	1.9%	1.5%	0.0%	3.1%
Non-Res Alien (International)	58.0%	34.2%	28.1%	44.2%	51.3%	50.0%	63.5%	69.2%	74.2%	66.2%
Total	100.0%	100.0%	100.0%	100.0%	100.0%	100.0%	100.0%	100.0%	100.0%	100.0%
Total Students	50	38	32	43	39	44	52	65	66	65
Percentage of Total Students	11.0%	8.2%	7.3%	8.9%	8.0%	9.8%	10.9%	13.4%	12.2%	11.7%

Note: Official Fall 4th Week Enrollment Census Data and residency means native ('home address') residency, i.e., NOT 'tuition' residency.

**North Dakota State University
College of Engineering
Electrical and Computer Engineering Enrollment Percentage**

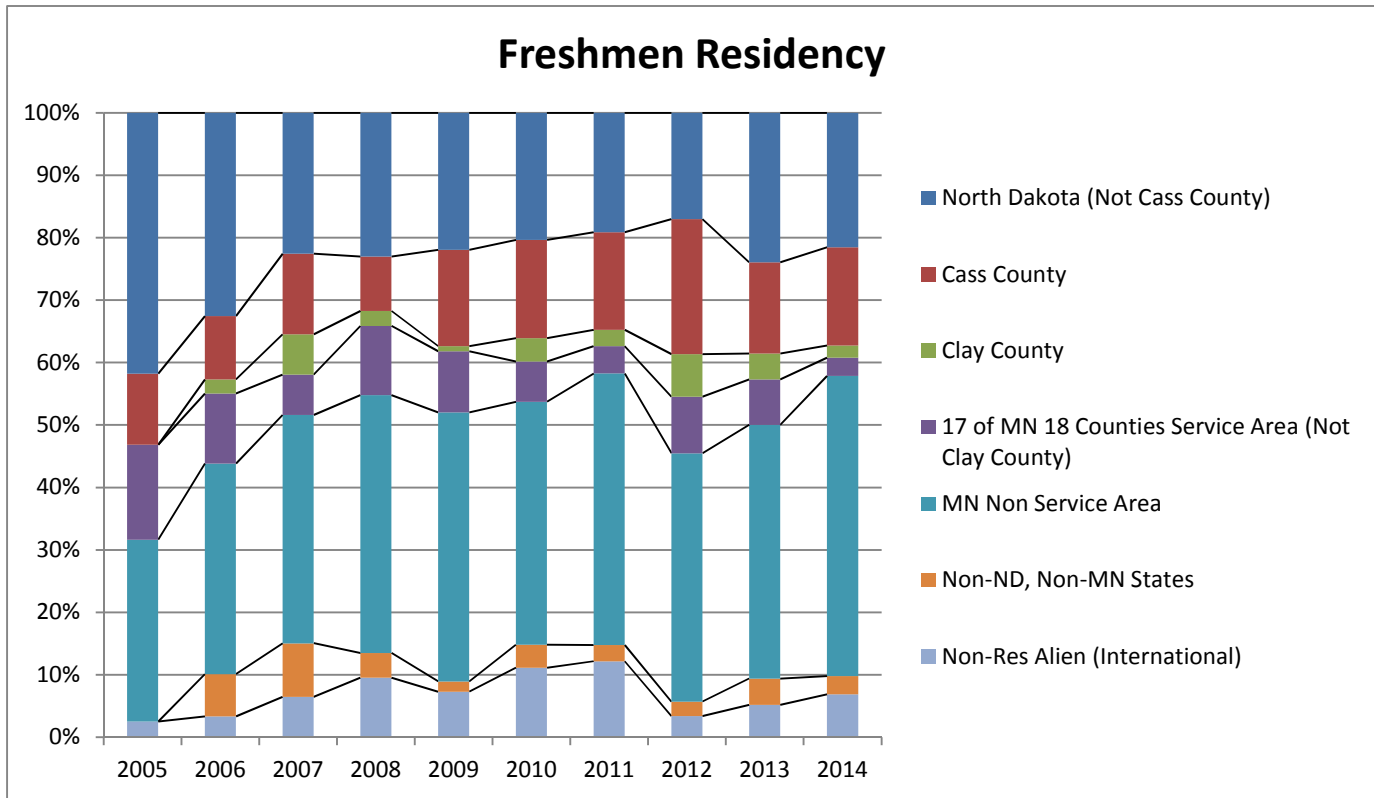


Electrical and Computer Engineering

	2005	2006	2007	2008	2009	2010	2011	2012	2013	2014
North Dakota (Not Cass County)	30.2%	31.2%	28.8%	26.9%	21.9%	15.3%	16.2%	13.4%	15.2%	14.2%
Cass County	20.7%	20.6%	20.6%	19.2%	20.7%	22.0%	20.8%	23.8%	21.1%	23.9%
Clay County	2.2%	2.0%	2.9%	2.7%	2.9%	3.1%	2.7%	2.9%	2.6%	3.6%
17 of MN 18 Counties Service Area (Not Clay County)	9.5%	8.7%	8.8%	9.3%	8.4%	7.1%	5.1%	5.6%	7.6%	6.3%
MN Non Service Area	23.8%	23.6%	23.8%	23.8%	26.4%	30.9%	32.8%	34.7%	34.4%	36.1%
Non-ND, Non-MN States	3.7%	4.1%	4.8%	2.9%	2.5%	3.1%	3.6%	3.3%	2.4%	2.2%
Non-Res Alien (International)	9.9%	9.8%	10.2%	15.3%	17.4%	18.4%	18.7%	16.3%	16.8%	13.8%
Total	100.0%	100.0%	100.0%	100.0%	100.0%	100.0%	100.0%	100.0%	100.0%	100.0%
Total Students	454	461	441	484	489	450	475	484	541	557
Percentage of Total Students	100.0%	100.0%	100.0%	100.0%	100.0%	100.0%	100.0%	100.0%	100.0%	100.0%

Note: Official Fall 4th Week Enrollment Census Data and residency means native ('home address') residency, i.e., NOT 'tuition' residency.

**North Dakota State University
College of Engineering
Electrical and Computer Engineering Enrollment Percentage**

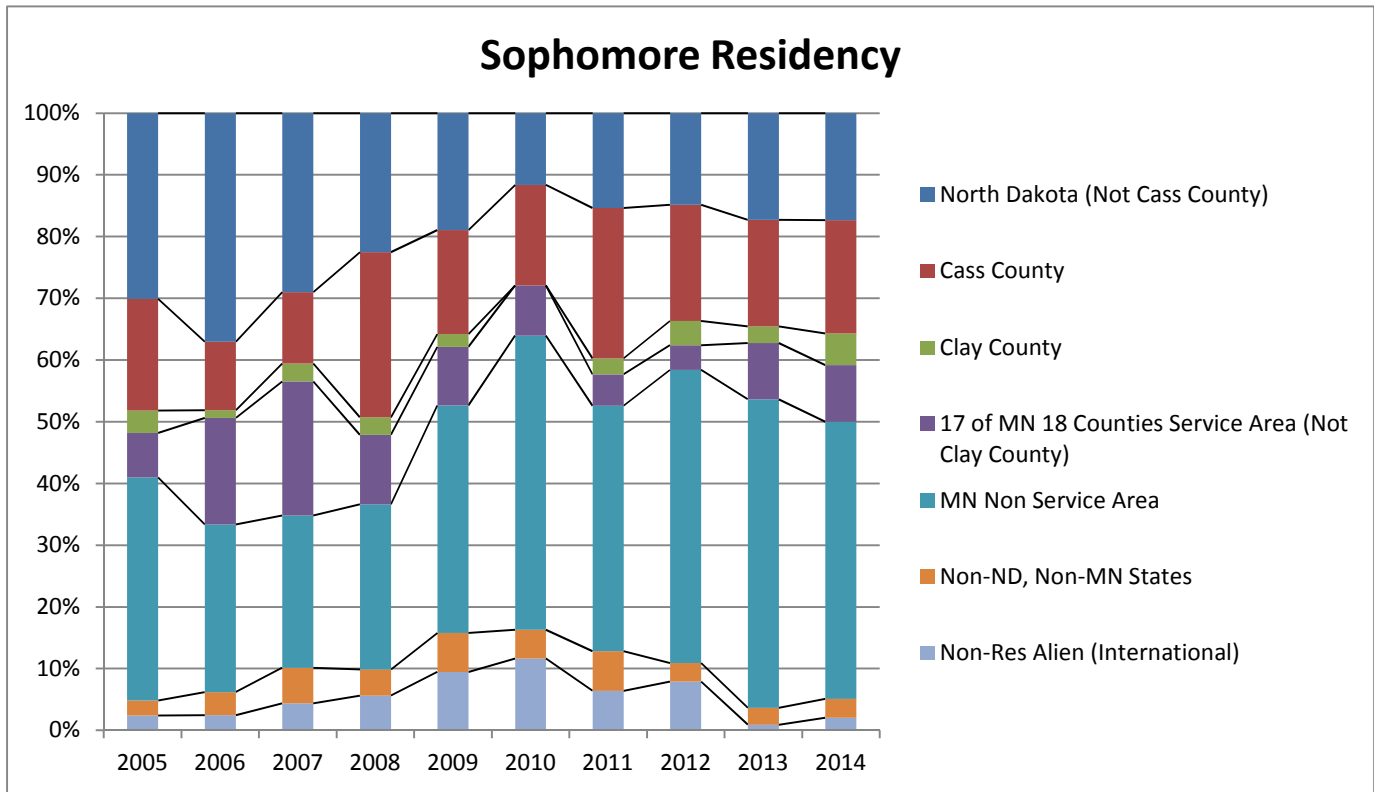


Electrical and Computer Engineering Freshmen

	2005	2006	2007	2008	2009	2010	2011	2012	2013	2014
North Dakota (Not Cass County)	41.8%	32.6%	22.6%	23.0%	22.0%	20.4%	19.1%	17.0%	24.0%	21.6%
Cass County	11.4%	10.1%	12.9%	8.7%	15.4%	15.7%	15.7%	21.6%	14.6%	15.7%
Clay County	0.0%	2.2%	6.5%	2.4%	0.8%	3.7%	2.6%	6.8%	4.2%	2.0%
17 of MN 18 Counties Service Area (Not Clay County)	15.2%	11.2%	6.5%	11.1%	9.8%	6.5%	4.3%	9.1%	7.3%	2.9%
MN Non Service Area	29.1%	33.7%	36.6%	41.3%	43.1%	38.9%	43.5%	39.8%	40.6%	48.0%
Non-ND, Non-MN States	0.0%	6.7%	8.6%	4.0%	1.6%	3.7%	2.6%	2.3%	4.2%	2.9%
Non-Res Alien (International)	2.5%	3.4%	6.5%	9.5%	7.3%	11.1%	12.2%	3.4%	5.2%	6.9%
Total	100.0%	100.0%	100.0%	100.0%	100.0%	100.0%	100.0%	100.0%	100.0%	100.0%
Total Students	79	89	93	126	123	108	115	88	96	102
Percentage of Total UG Students	19.6%	21.0%	22.7%	28.6%	27.3%	26.6%	27.2%	21.0%	20.2%	20.7%

Note: Official Fall 4th Week Enrollment Census Data and residency means native ('home address') residency, i.e., NOT 'tuition' residency.

**North Dakota State University
College of Engineering
Electrical and Computer Engineering Enrollment Percentage**

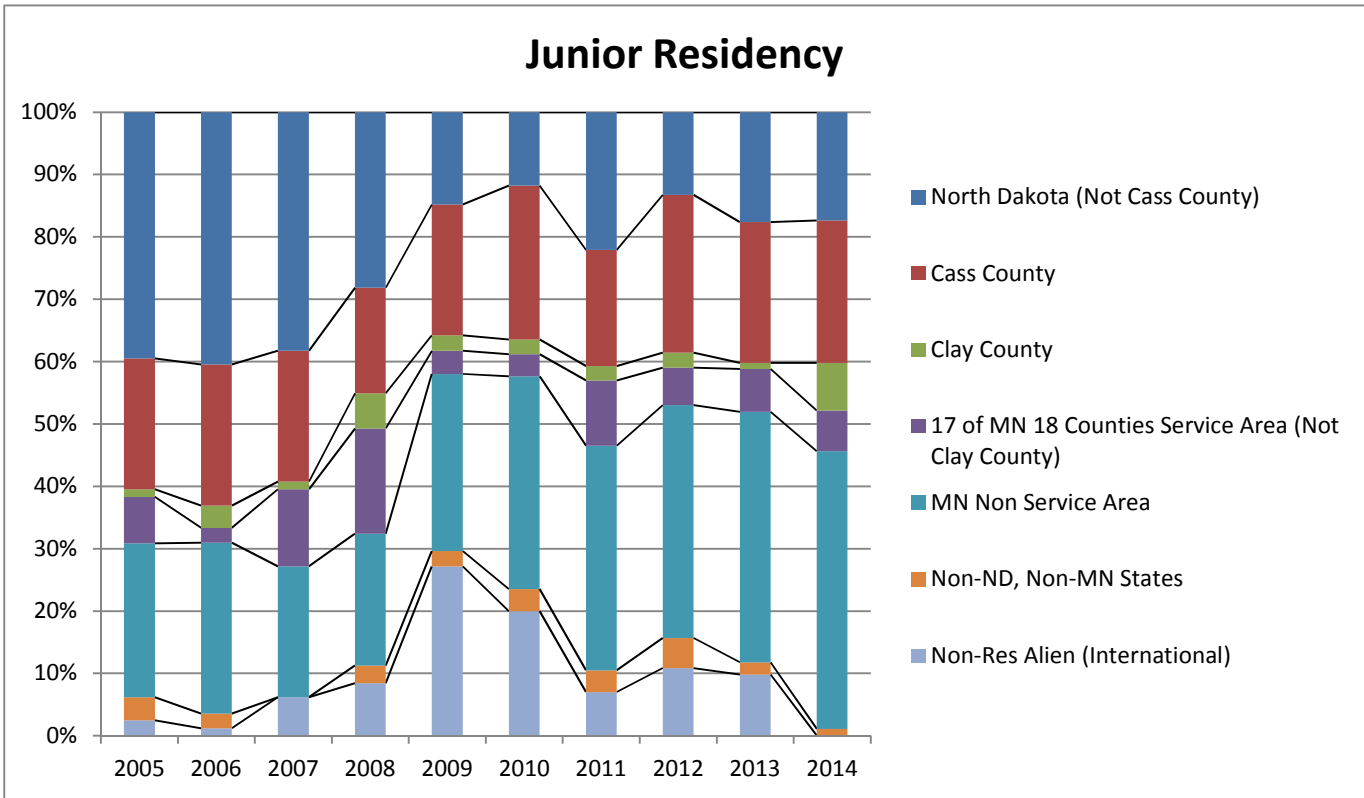


Electrical and Computer Engineering Sophomore

	2005	2006	2007	2008	2009	2010	2011	2012	2013	2014
North Dakota (Not Cass County)	30.1%	37.0%	29.0%	22.5%	18.9%	11.6%	15.4%	14.9%	17.3%	17.3%
Cass County	18.1%	11.1%	11.6%	26.8%	16.8%	16.3%	24.4%	18.8%	17.3%	18.4%
Clay County	3.6%	1.2%	2.9%	2.8%	2.1%	0.0%	2.6%	4.0%	2.7%	5.1%
17 of MN 18 Counties Service Area (Not Clay County)	7.2%	17.3%	21.7%	11.3%	9.5%	8.1%	5.1%	4.0%	9.1%	9.2%
MN Non Service Area	36.1%	27.2%	24.6%	26.8%	36.8%	47.7%	39.7%	47.5%	50.0%	44.9%
Non-ND, Non-MN States	2.4%	3.7%	5.8%	4.2%	6.3%	4.7%	6.4%	3.0%	2.7%	3.1%
Non-Res Alien (International)	2.4%	2.5%	4.3%	5.6%	9.5%	11.6%	6.4%	7.9%	0.9%	2.0%
Total	100.0%	100.0%	100.0%	100.0%	100.0%	100.0%	100.0%	100.0%	100.0%	100.0%
Total Students	83	81	69	71	95	86	78	101	110	98
Percentage of Total UG Students	20.5%	19.1%	16.9%	16.1%	21.1%	21.2%	18.4%	24.1%	23.2%	19.9%

Note: Official Fall 4th Week Enrollment Census Data and residency means native ('home address') residency, i.e., NOT 'tuition' residency.

**North Dakota State University
College of Engineering
Electrical and Computer Engineering Enrollment Percentage**

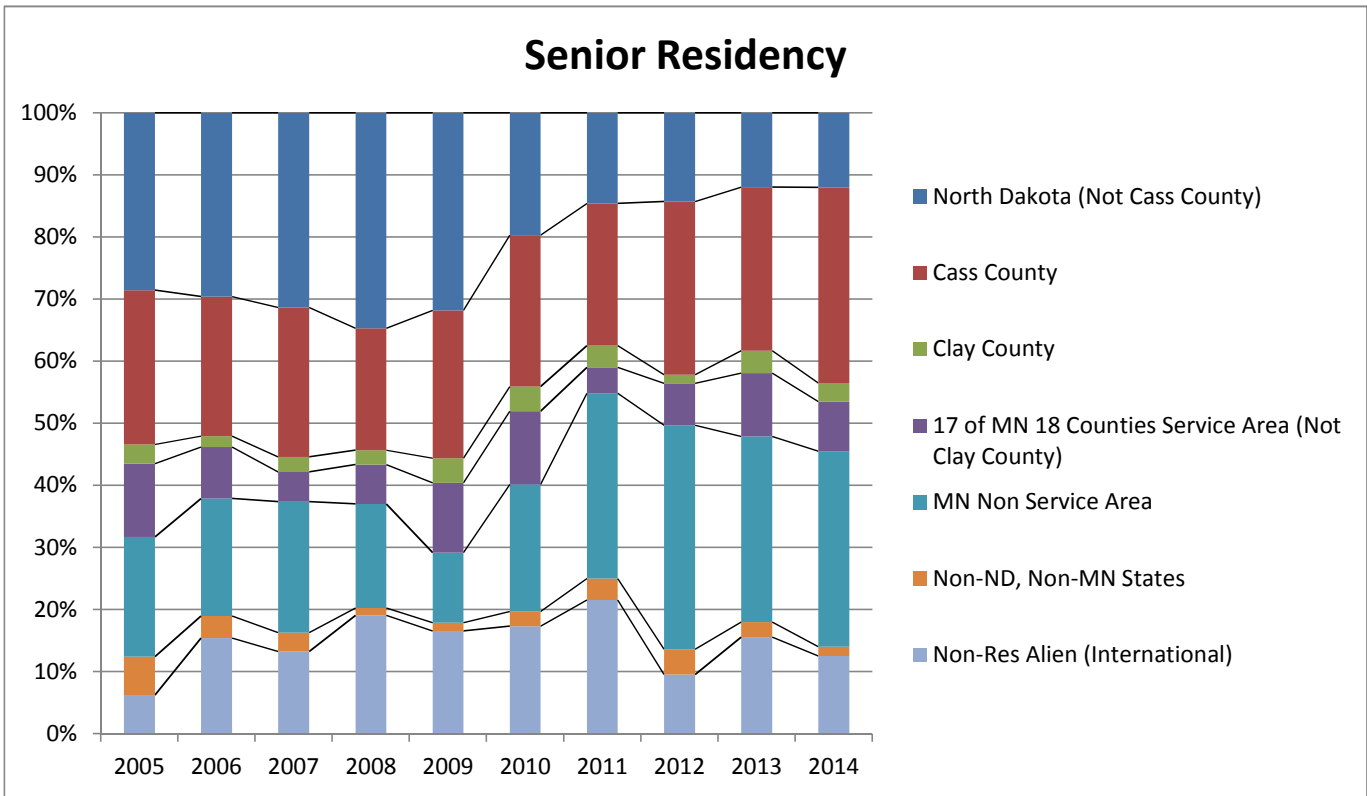


Electrical and Computer Engineering Junior

	2005	2006	2007	2008	2009	2010	2011	2012	2013	2014
North Dakota (Not Cass County)	39.5%	40.5%	38.3%	28.2%	14.8%	11.8%	22.1%	13.3%	17.6%	17.4%
Cass County	21.0%	22.6%	21.0%	16.9%	21.0%	24.7%	18.6%	25.3%	22.5%	22.8%
Clay County	1.2%	3.6%	1.2%	5.6%	2.5%	2.4%	2.3%	2.4%	1.0%	7.6%
17 of MN 18 Counties Service Area (Not Clay County)	7.4%	2.4%	12.3%	16.9%	3.7%	3.5%	10.5%	6.0%	6.9%	6.5%
MN Non Service Area	24.7%	27.4%	21.0%	21.1%	28.4%	34.1%	36.0%	37.3%	40.2%	44.6%
Non-ND, Non-MN States	3.7%	2.4%	0.0%	2.8%	2.5%	3.5%	3.5%	4.8%	2.0%	1.1%
Non-Res Alien (International)	2.5%	1.2%	6.2%	8.5%	27.2%	20.0%	7.0%	10.8%	9.8%	0.0%
Total	100.0%	100.0%	100.0%	100.0%	100.0%	100.0%	100.0%	100.0%	100.0%	100.0%
Total Students	81	84	81	71	81	85	86	83	102	92
Percentage of Total UG Students	20.0%	19.9%	19.8%	16.1%	18.0%	20.9%	20.3%	19.8%	21.5%	18.7%

Note: Official Fall 4th Week Enrollment Census Data and residency means native ('home address') residency, i.e., NOT 'tuition' residency.

**North Dakota State University
College of Engineering
Electrical and Computer Engineering Enrollment Percentage**



Electrical and Computer Engineering Senior

	2005	2006	2007	2008	2009	2010	2011	2012	2013	2014
North Dakota (Not Cass County)	28.6%	29.6%	31.3%	34.7%	31.8%	19.7%	14.6%	14.3%	12.0%	12.0%
Cass County	24.8%	22.5%	24.1%	19.7%	23.8%	24.4%	22.9%	27.9%	26.3%	31.5%
Clay County	3.1%	1.8%	2.4%	2.3%	4.0%	3.9%	3.5%	1.4%	3.6%	3.0%
17 of MN 18 Counties Service Area (Not Clay County)	11.8%	8.3%	4.8%	6.4%	11.3%	11.8%	4.2%	6.8%	10.2%	8.0%
MN Non Service Area	19.3%	18.9%	21.1%	16.8%	11.3%	20.5%	29.9%	36.1%	29.9%	31.5%
Non-ND, Non-MN States	6.2%	3.6%	3.0%	1.2%	1.3%	2.4%	3.5%	4.1%	2.4%	1.5%
Non-Res Alien (International)	6.2%	15.4%	13.3%	19.1%	16.6%	17.3%	21.5%	9.5%	15.6%	12.5%
Total	100.0%	100.0%	100.0%	100.0%	100.0%	100.0%	100.0%	100.0%	100.0%	100.0%
Total Students	161	169	166	173	151	127	144	147	167	200
Percentage of Total UG Students	39.9%	40.0%	40.6%	39.2%	33.6%	31.3%	34.0%	35.1%	35.2%	40.7%

Note: Official Fall 4th Week Enrollment Census Data and residency means native ('home address') residency, i.e., NOT 'tuition' residency.