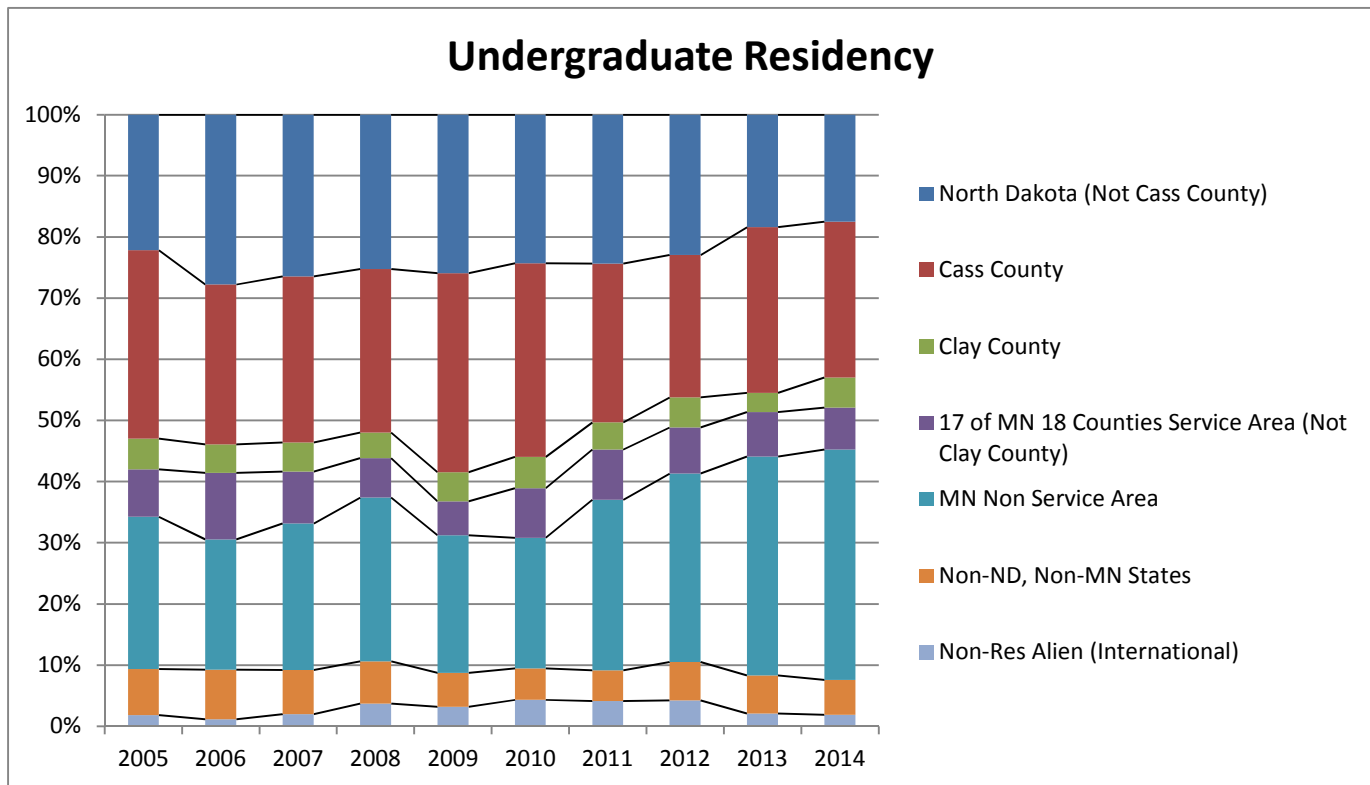


North Dakota State University
College of Human Development and Education
Apparel, Design, and Hospitality Management Enrollment Percentage

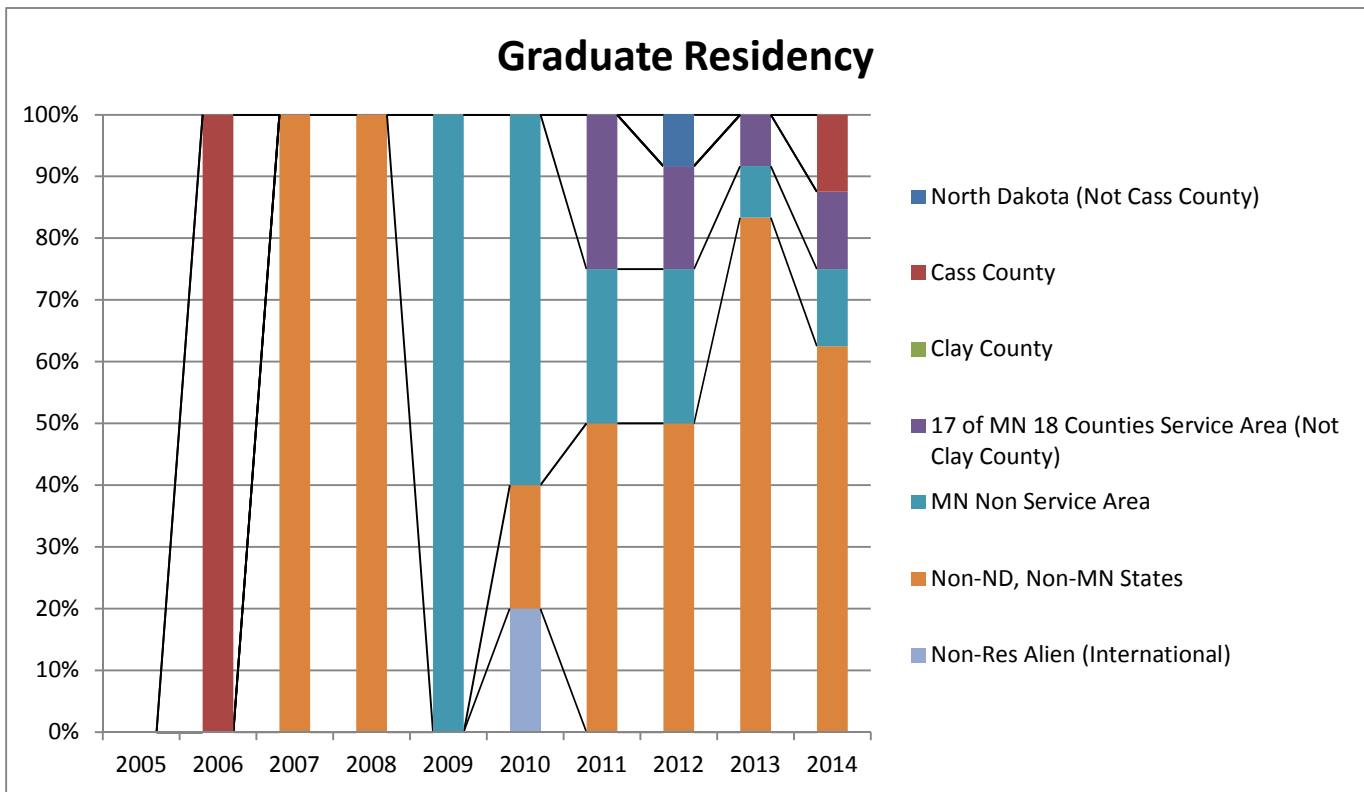


Apparel, Design, and Hospitality Management Undergraduate

	2005	2006	2007	2008	2009	2010	2011	2012	2013	2014
North Dakota (Not Cass County)	22.1%	27.8%	26.4%	25.2%	25.9%	24.3%	24.4%	23.0%	18.4%	17.5%
Cass County	30.8%	26.2%	27.2%	26.7%	32.5%	31.6%	25.9%	23.3%	27.1%	25.5%
Clay County	5.0%	4.6%	4.7%	4.2%	4.8%	5.1%	4.4%	4.9%	3.1%	4.9%
17 of MN 18 Counties Service Area (Not Clay County)	7.8%	10.9%	8.5%	6.4%	5.6%	8.1%	8.2%	7.5%	7.3%	6.8%
MN Non Service Area	24.9%	21.3%	23.9%	26.7%	22.5%	21.4%	27.8%	30.8%	35.8%	37.6%
Non-ND, Non-MN States	7.5%	8.1%	7.2%	6.9%	5.6%	5.1%	5.1%	6.2%	6.3%	5.7%
Non-Res Alien (International)	1.8%	1.2%	2.0%	3.7%	3.2%	4.3%	4.1%	4.3%	2.1%	1.9%
Total	100.0%	100.0%	100.0%	100.0%	100.0%	100.0%	100.0%	100.0%	100.0%	100.0%
Total Students	438	432	401	404	378	370	316	305	288	263
Percentage of Total Students	100.0%	99.5%	99.8%	99.8%	99.7%	98.7%	97.5%	96.2%	96.0%	97.0%

Note: Official Fall 4th Week Enrollment Census Data and residency means native ('home address') residency, i.e., NOT 'tuition' residency.

**North Dakota State University
College of Human Development and Education
Apparel, Design, and Hospitality Management Enrollment Percentage**

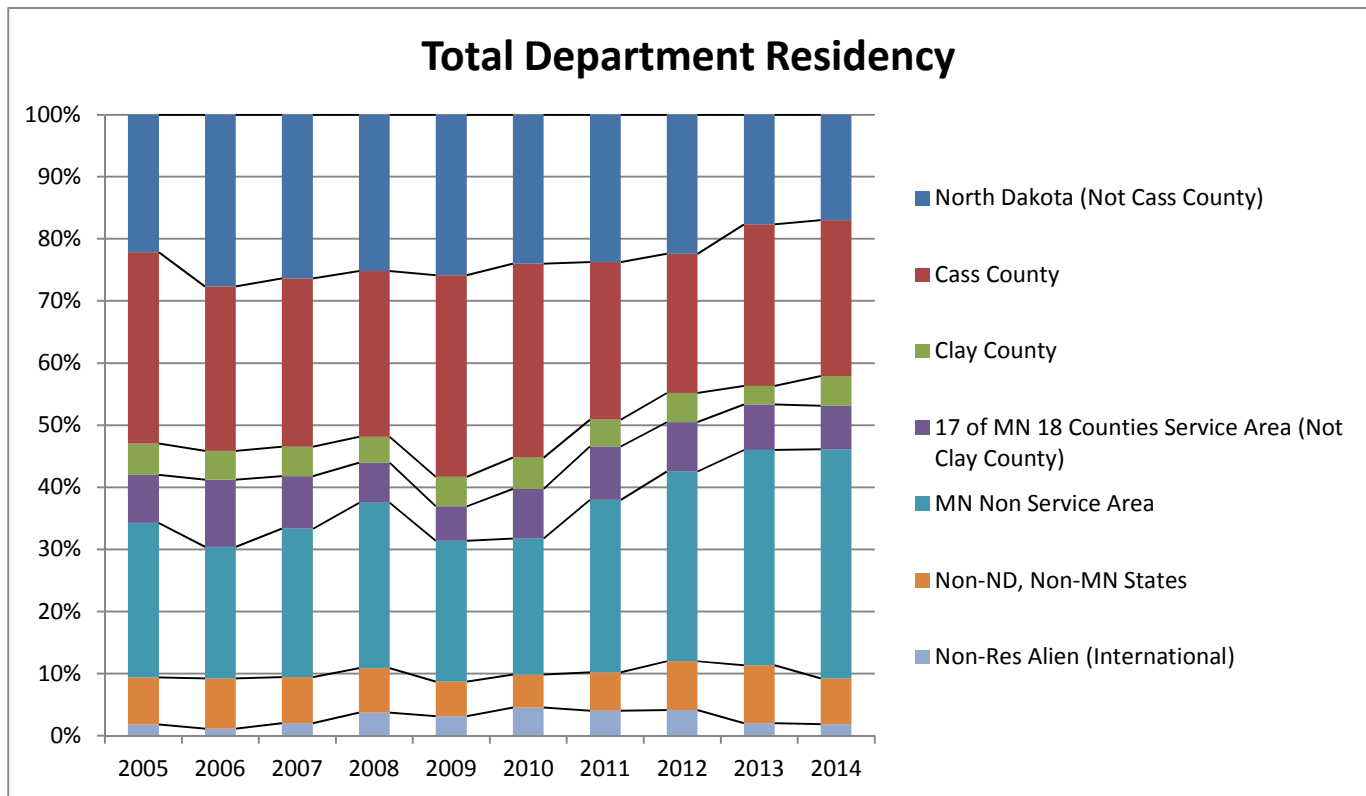


Apparel, Design, and Hospitality Management Graduate

	2005	2006	2007	2008	2009	2010	2011	2012	2013	2014
North Dakota (Not Cass County)	0.0%	0.0%	0.0%	0.0%	0.0%	0.0%	0.0%	8.3%	0.0%	0.0%
Cass County	0.0%	100.0%	0.0%	0.0%	0.0%	0.0%	0.0%	0.0%	0.0%	12.5%
Clay County	0.0%	0.0%	0.0%	0.0%	0.0%	0.0%	0.0%	0.0%	0.0%	0.0%
17 of MN 18 Counties Service Area (Not Clay County)	0.0%	0.0%	0.0%	0.0%	0.0%	0.0%	25.0%	16.7%	8.3%	12.5%
MN Non Service Area	0.0%	0.0%	0.0%	0.0%	100.0%	60.0%	25.0%	25.0%	8.3%	12.5%
Non-ND, Non-MN States	0.0%	0.0%	100.0%	100.0%	0.0%	20.0%	50.0%	50.0%	83.3%	62.5%
Non-Res Alien (International)	0.0%	0.0%	0.0%	0.0%	0.0%	20.0%	0.0%	0.0%	0.0%	0.0%
Total	0.0%	100.0%	100.0%	100.0%	100.0%	100.0%	100.0%	100.0%	100.0%	100.0%
Total Students	0	2	1	1	1	5	8	12	12	8
Percentage of Total Students	0.0%	0.5%	0.2%	0.2%	0.3%	1.3%	2.5%	3.8%	4.0%	3.0%

Note: Official Fall 4th Week Enrollment Census Data and residency means native ('home address') residency, i.e., NOT 'tuition' residency.

North Dakota State University
College of Human Development and Education
Apparel, Design, and Hospitality Management Enrollment Percentage

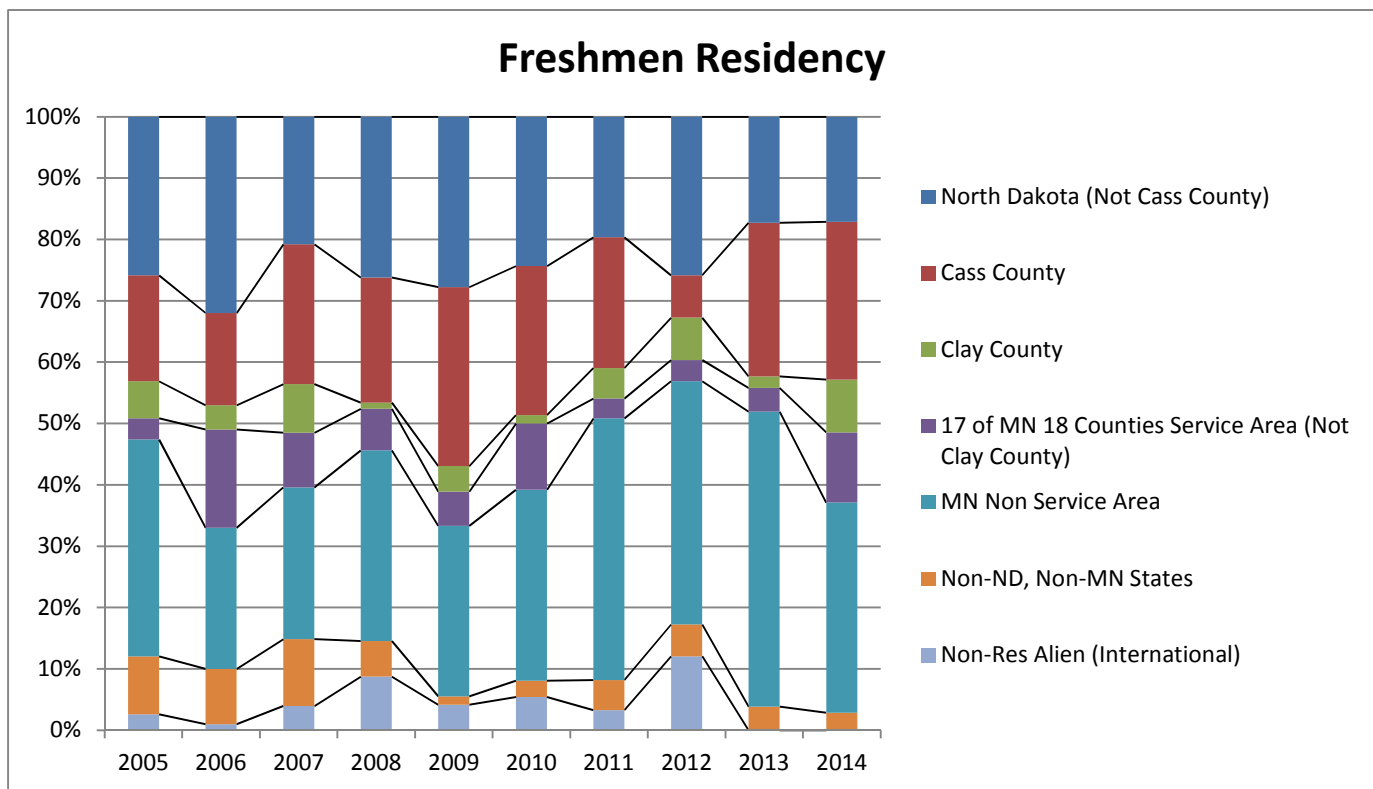


Apparel, Design, and Hospitality Management

	2005	2006	2007	2008	2009	2010	2011	2012	2013	2014
North Dakota (Not Cass County)	22.1%	27.6%	26.4%	25.2%	25.9%	24.0%	23.8%	22.4%	17.7%	17.0%
Cass County	30.8%	26.5%	27.1%	26.7%	32.5%	31.2%	25.3%	22.4%	26.0%	25.1%
Clay County	5.0%	4.6%	4.7%	4.2%	4.7%	5.1%	4.3%	4.7%	3.0%	4.8%
17 of MN 18 Counties Service Area (Not Clay County)	7.8%	10.8%	8.5%	6.4%	5.5%	8.0%	8.6%	7.9%	7.3%	7.0%
MN Non Service Area	24.9%	21.2%	23.9%	26.7%	22.7%	21.9%	27.8%	30.6%	34.7%	36.9%
Non-ND, Non-MN States	7.5%	8.1%	7.5%	7.2%	5.5%	5.3%	6.2%	7.9%	9.3%	7.4%
Non-Res Alien (International)	1.8%	1.2%	2.0%	3.7%	3.2%	4.5%	4.0%	4.1%	2.0%	1.8%
Total	100.0%	100.0%	100.0%	100.0%	100.0%	100.0%	100.0%	100.0%	100.0%	100.0%
Total Students	438	434	402	405	379	375	324	317	300	271
Percentage of Total Students	100.0%	100.0%	100.0%	100.0%	100.0%	100.0%	100.0%	100.0%	100.0%	100.0%

Note: Official Fall 4th Week Enrollment Census Data and residency means native ('home address') residency, i.e., NOT 'tuition' residency.

**North Dakota State University
College of Human Development and Education
Apparel, Design, and Hospitality Management Enrollment Percentage**

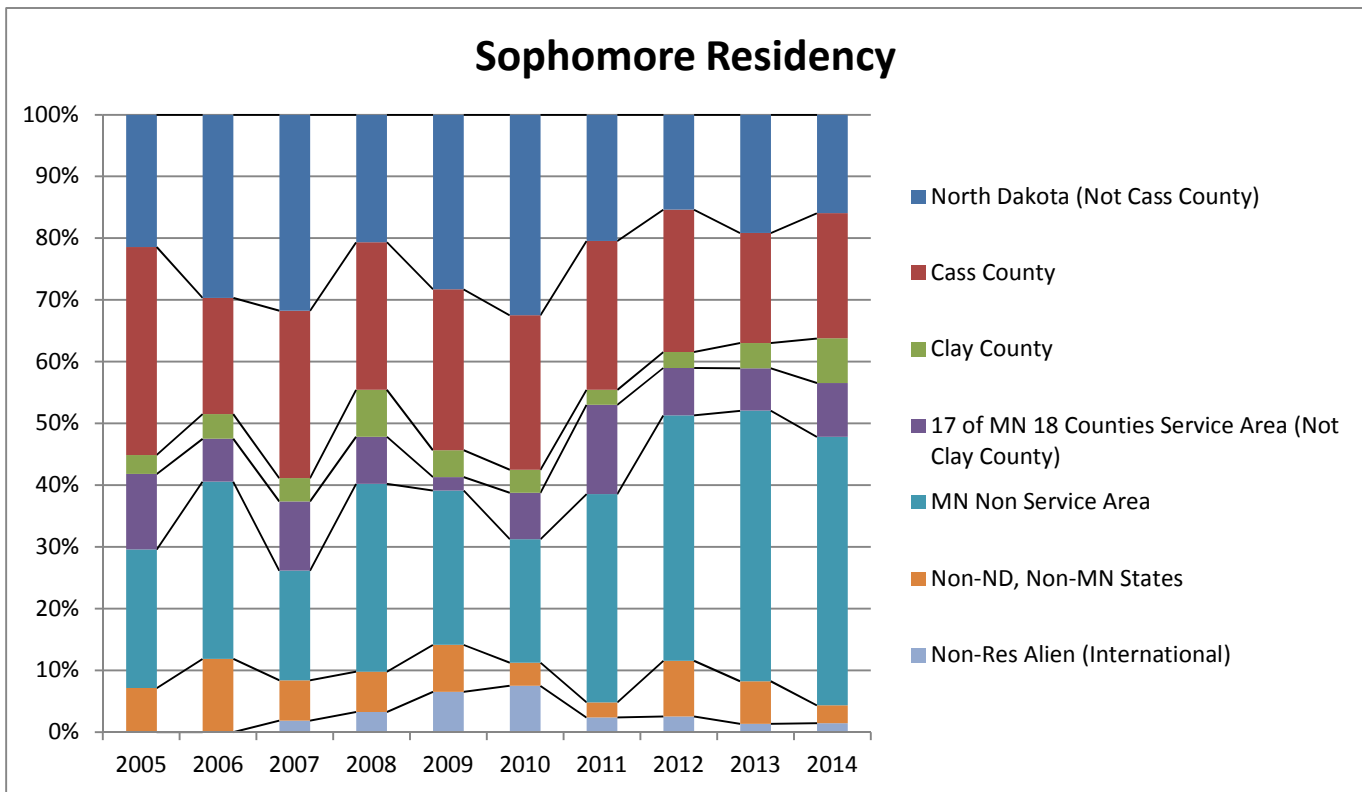


Apparel, Design, and Hospitality Management Freshmen

	2005	2006	2007	2008	2009	2010	2011	2012	2013	2014
North Dakota (Not Cass County)	25.9%	32.0%	20.8%	26.2%	27.8%	24.3%	19.7%	25.9%	17.3%	17.1%
Cass County	17.2%	15.0%	22.8%	20.4%	29.2%	24.3%	21.3%	6.9%	25.0%	25.7%
Clay County	6.0%	4.0%	7.9%	1.0%	4.2%	1.4%	4.9%	6.9%	1.9%	8.6%
17 of MN 18 Counties Service Area (Not Clay County)	3.4%	16.0%	8.9%	6.8%	5.6%	10.8%	3.3%	3.4%	3.8%	11.4%
MN Non Service Area	35.3%	23.0%	24.8%	31.1%	27.8%	31.1%	42.6%	39.7%	48.1%	34.3%
Non-ND, Non-MN States	9.5%	9.0%	10.9%	5.8%	1.4%	2.7%	4.9%	5.2%	3.8%	2.9%
Non-Res Alien (International)	2.6%	1.0%	4.0%	8.7%	4.2%	5.4%	3.3%	12.1%	0.0%	0.0%
Total	100.0%	100.0%	100.0%	100.0%	100.0%	100.0%	100.0%	100.0%	100.0%	100.0%
Total Students	116	100	101	103	72	74	61	58	52	35
Percentage of Total UG Students	26.5%	23.1%	25.2%	25.5%	19.0%	20.0%	19.3%	19.0%	18.1%	13.3%

Note: Official Fall 4th Week Enrollment Census Data and residency means native ('home address') residency, i.e., NOT 'tuition' residency.

North Dakota State University
College of Human Development and Education
Apparel, Design, and Hospitality Management Enrollment Percentage

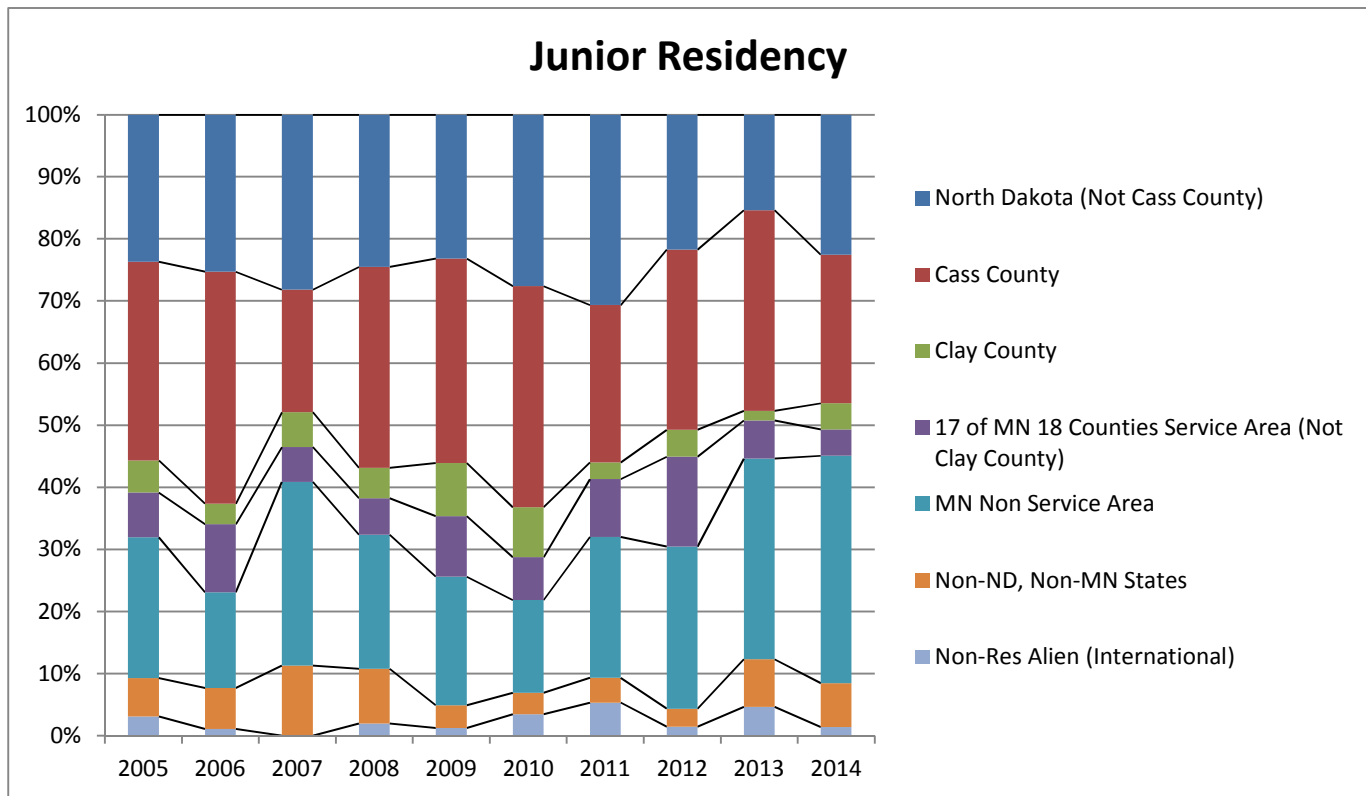


Apparel, Design, and Hospitality Management Sophomore

	2005	2006	2007	2008	2009	2010	2011	2012	2013	2014
North Dakota (Not Cass County)	21.4%	29.7%	31.8%	20.7%	28.3%	32.5%	20.5%	15.4%	19.2%	15.9%
Cass County	33.7%	18.8%	27.1%	23.9%	26.1%	25.0%	24.1%	23.1%	17.8%	20.3%
Clay County	3.1%	4.0%	3.7%	7.6%	4.3%	3.8%	2.4%	2.6%	4.1%	7.2%
17 of MN 18 Counties Service Area (Not Clay County)	12.2%	6.9%	11.2%	7.6%	2.2%	7.5%	14.5%	7.7%	6.8%	8.7%
MN Non Service Area	22.4%	28.7%	17.8%	30.4%	25.0%	20.0%	33.7%	39.7%	43.8%	43.5%
Non-ND, Non-MN States	7.1%	11.9%	6.5%	6.5%	7.6%	3.8%	2.4%	9.0%	6.8%	2.9%
Non-Res Alien (International)	0.0%	0.0%	1.9%	3.3%	6.5%	7.5%	2.4%	2.6%	1.4%	1.4%
Total	100.0%	100.0%	100.0%	100.0%	100.0%	100.0%	100.0%	100.0%	100.0%	100.0%
Total Students	98	101	107	92	92	80	83	78	73	69
Percentage of Total UG Students	22.4%	23.4%	26.7%	22.8%	24.3%	21.6%	26.3%	25.6%	25.3%	26.2%

Note: Official Fall 4th Week Enrollment Census Data and residency means native ('home address') residency, i.e., NOT 'tuition' residency.

North Dakota State University
College of Human Development and Education
Apparel, Design, and Hospitality Management Enrollment Percentage

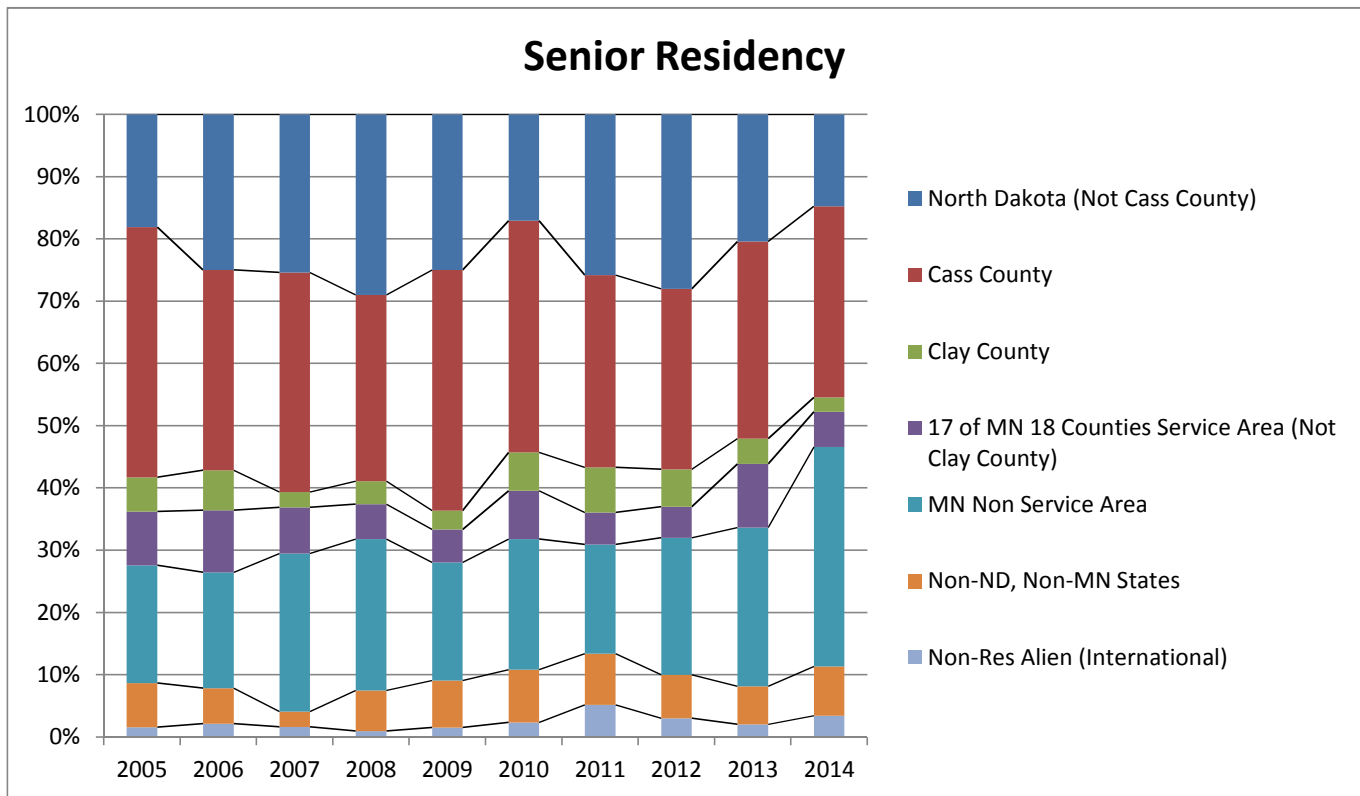


Apparel, Design, and Hospitality Management Junior

	2005	2006	2007	2008	2009	2010	2011	2012	2013	2014
North Dakota (Not Cass County)	23.7%	25.3%	28.2%	24.5%	23.2%	27.6%	30.7%	21.7%	15.4%	22.5%
Cass County	32.0%	37.4%	19.7%	32.4%	32.9%	35.6%	25.3%	29.0%	32.3%	23.9%
Clay County	5.2%	3.3%	5.6%	4.9%	8.5%	8.0%	2.7%	4.3%	1.5%	4.2%
17 of MN 18 Counties Service Area (Not Clay County)	7.2%	11.0%	5.6%	5.9%	9.8%	6.9%	9.3%	14.5%	6.2%	4.2%
MN Non Service Area	22.7%	15.4%	29.6%	21.6%	20.7%	14.9%	22.7%	26.1%	32.3%	36.6%
Non-ND, Non-MN States	6.2%	6.6%	11.3%	8.8%	3.7%	3.4%	4.0%	2.9%	7.7%	7.0%
Non-Res Alien (International)	3.1%	1.1%	0.0%	2.0%	1.2%	3.4%	5.3%	1.4%	4.6%	1.4%
Total	100.0%	100.0%	100.0%	100.0%	100.0%	100.0%	100.0%	100.0%	100.0%	100.0%
Total Students	97	91	71	102	82	87	75	69	65	71
Percentage of Total UG Students	22.1%	21.1%	17.7%	25.2%	21.7%	23.5%	23.7%	22.6%	22.6%	27.0%

Note: Official Fall 4th Week Enrollment Census Data and residency means native ('home address') residency, i.e., NOT 'tuition' residency.

North Dakota State University
College of Human Development and Education
Apparel, Design, and Hospitality Management Enrollment Percentage



Apparel, Design, and Hospitality Management Senior

	2005	2006	2007	2008	2009	2010	2011	2012	2013	2014
North Dakota (Not Cass County)	18.1%	25.0%	25.4%	29.0%	25.0%	17.1%	25.8%	28.0%	20.4%	14.8%
Cass County	40.2%	32.1%	35.2%	29.9%	38.6%	37.2%	30.9%	29.0%	31.6%	30.7%
Clay County	5.5%	6.4%	2.5%	3.7%	3.0%	6.2%	7.2%	6.0%	4.1%	2.3%
17 of MN 18 Counties Service Area (Not Clay County)	8.7%	10.0%	7.4%	5.6%	5.3%	7.8%	5.2%	5.0%	10.2%	5.7%
MN Non Service Area	18.9%	18.6%	25.4%	24.3%	18.9%	20.9%	17.5%	22.0%	25.5%	35.2%
Non-ND, Non-MN States	7.1%	5.7%	2.5%	6.5%	7.6%	8.5%	8.2%	7.0%	6.1%	8.0%
Non-Res Alien (International)	1.6%	2.1%	1.6%	0.9%	1.5%	2.3%	5.2%	3.0%	2.0%	3.4%
Total	100.0%	100.0%	100.0%	100.0%	100.0%	100.0%	100.0%	100.0%	100.0%	100.0%
Total Students	127	140	122	107	132	129	97	100	98	88
Percentage of Total UG Students	29.0%	32.4%	30.4%	26.5%	34.9%	34.9%	30.7%	32.8%	34.0%	33.5%

Note: Official Fall 4th Week Enrollment Census Data and residency means native ('home address') residency, i.e., NOT 'tuition' residency.