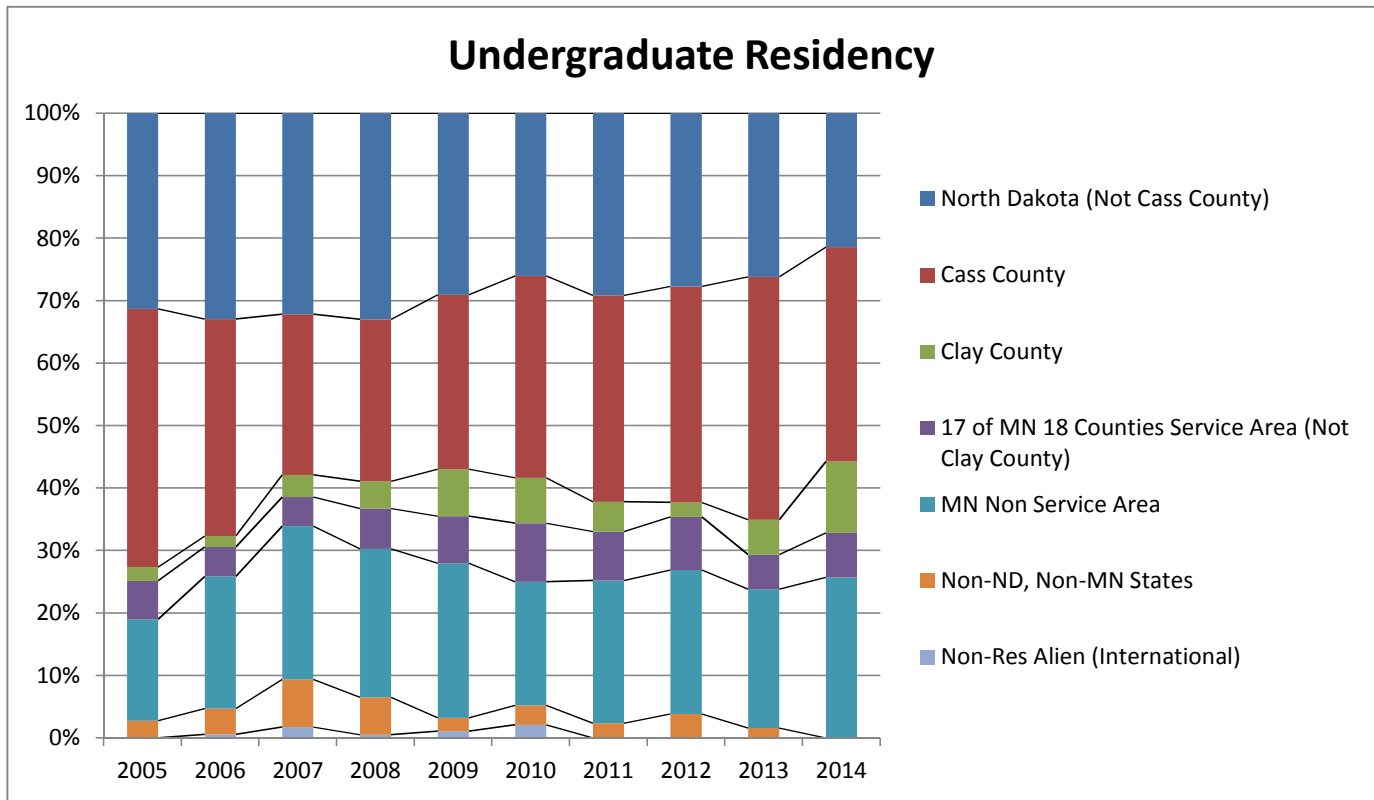


**North Dakota State University
College of Human Development and Education
School of Education Enrollment Percentage**

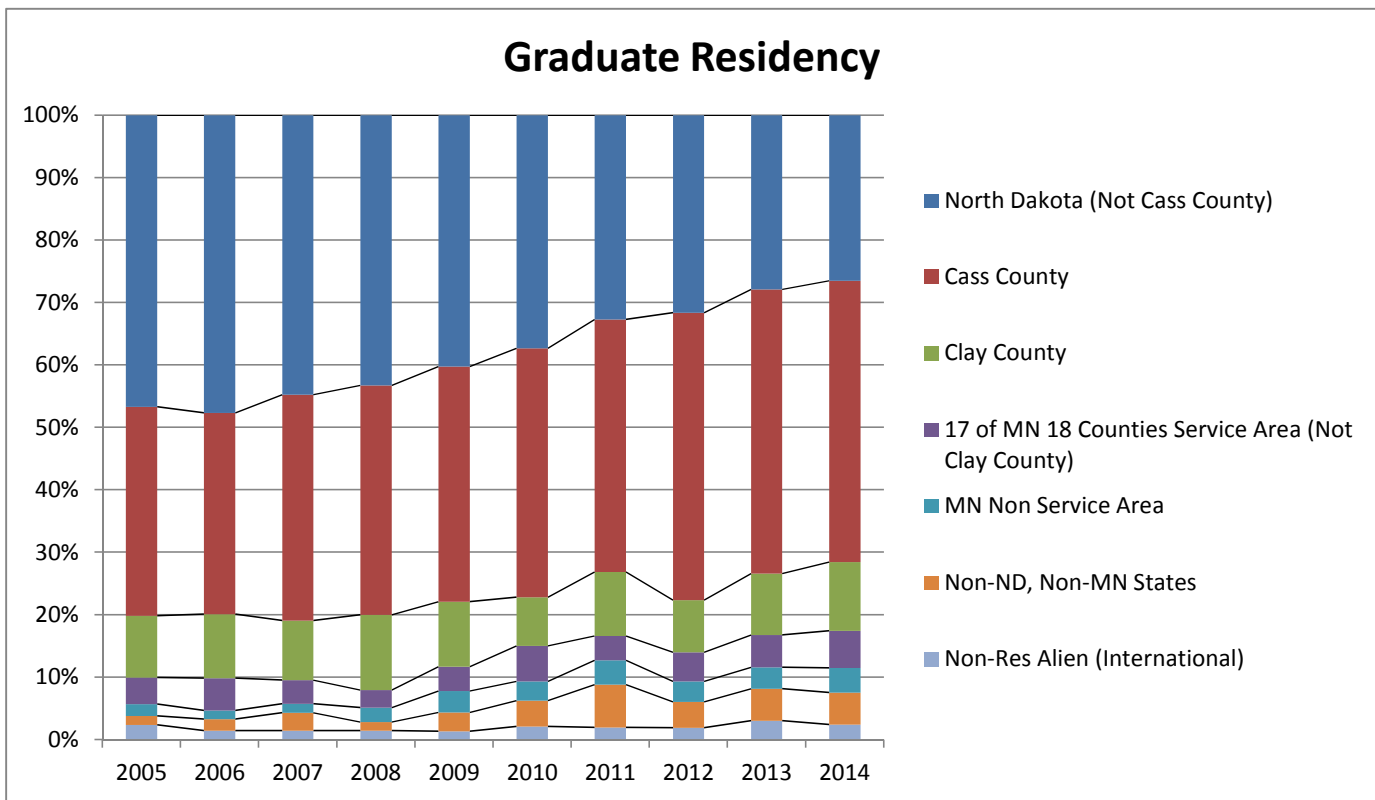


School of Education Undergraduate

	2005	2006	2007	2008	2009	2010	2011	2012	2013	2014
North Dakota (Not Cass County)	31.3%	32.9%	32.2%	33.0%	29.0%	26.0%	29.1%	27.7%	26.2%	21.4%
Cass County	41.3%	34.7%	25.7%	25.9%	28.0%	32.3%	33.1%	34.6%	38.9%	34.3%
Clay County	2.2%	1.8%	3.5%	4.3%	7.5%	7.3%	4.7%	2.3%	5.6%	11.4%
17 of MN 18 Counties Service Area (Not Clay County)	6.1%	4.7%	4.7%	6.5%	7.5%	9.4%	7.9%	8.5%	5.6%	7.1%
MN Non Service Area	16.2%	21.2%	24.6%	23.8%	24.7%	19.8%	22.8%	23.1%	22.2%	25.7%
Non-ND, Non-MN States	2.8%	4.1%	7.6%	5.9%	2.2%	3.1%	2.4%	3.8%	1.6%	0.0%
Non-Res Alien (International)	0.0%	0.6%	1.8%	0.5%	1.1%	2.1%	0.0%	0.0%	0.0%	0.0%
Total	100.0%	100.0%	100.0%	100.0%	100.0%	100.0%	100.0%	100.0%	100.0%	100.0%
Total Students	179	170	171	185	93	96	127	130	126	70
Percentage of Total Students	45.8%	44.3%	44.9%	46.3%	28.7%	33.2%	38.3%	37.7%	35.1%	21.7%

Note: Official Fall 4th Week Enrollment Census Data and residency means native ('home address') residency, i.e., NOT 'tuition' residency.

**North Dakota State University
College of Human Development and Education
School of Education Enrollment Percentage**

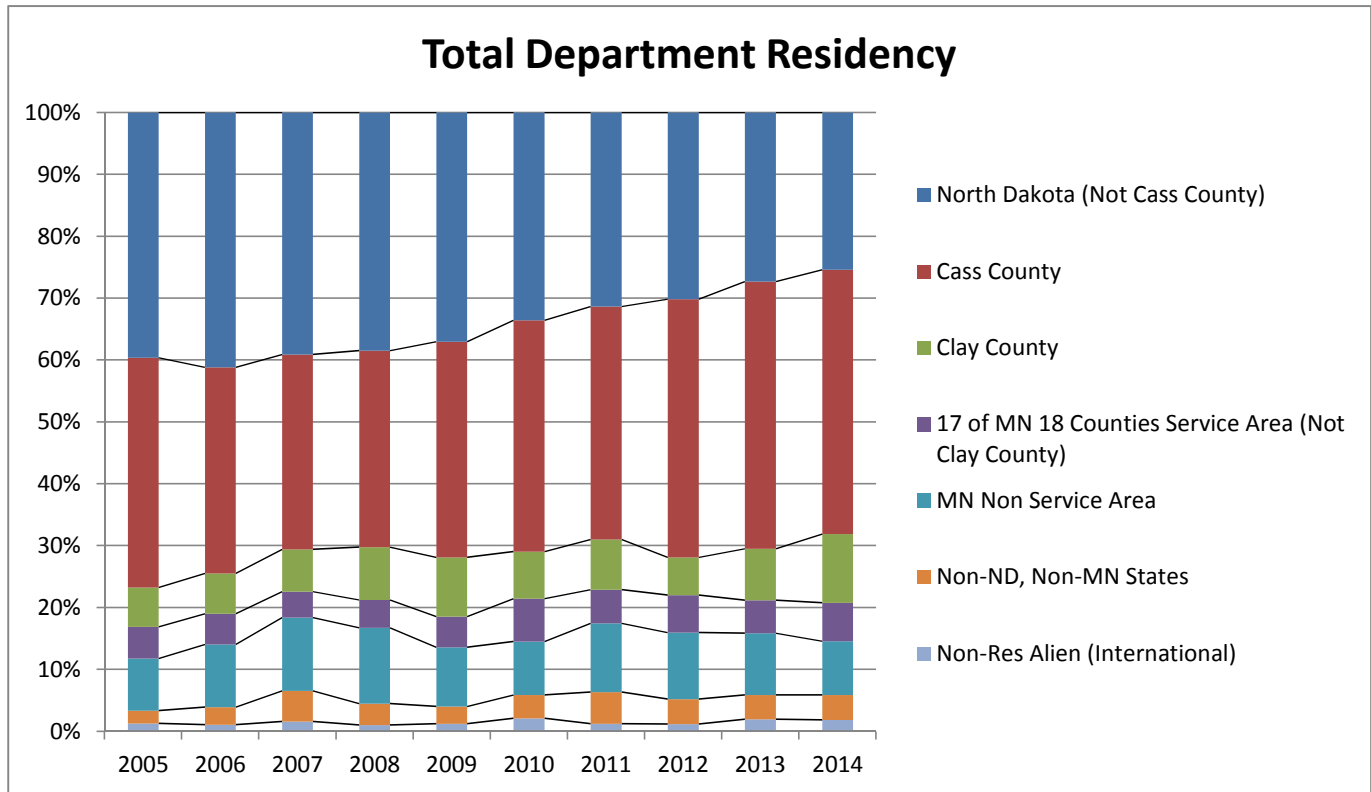


School of Education Graduate

	2005	2006	2007	2008	2009	2010	2011	2012	2013	2014
North Dakota (Not Cass County)	46.7%	47.7%	44.8%	43.3%	40.3%	37.3%	32.7%	31.6%	27.9%	26.5%
Cass County	33.5%	32.2%	36.2%	36.7%	37.7%	39.9%	40.5%	46.0%	45.5%	45.1%
Clay County	9.9%	10.3%	9.5%	12.1%	10.4%	7.8%	10.2%	8.4%	9.9%	11.1%
17 of MN 18 Counties Service Area (Not Clay County)	4.2%	5.1%	3.8%	2.8%	3.9%	5.7%	3.9%	4.7%	5.2%	5.9%
MN Non Service Area	1.9%	1.4%	1.4%	2.3%	3.5%	3.1%	3.9%	3.3%	3.4%	4.0%
Non-ND, Non-MN States	1.4%	1.9%	2.9%	1.4%	3.0%	4.1%	6.8%	4.2%	5.2%	5.1%
Non-Res Alien (International)	2.4%	1.4%	1.4%	1.4%	1.3%	2.1%	2.0%	1.9%	3.0%	2.4%
Total	100.0%	100.0%	100.0%	100.0%	100.0%	100.0%	100.0%	100.0%	100.0%	100.0%
Total Students	212	214	210	215	231	193	205	215	233	253
Percentage of Total Students	54.2%	55.7%	55.1%	53.8%	71.3%	66.8%	61.7%	62.3%	64.9%	78.3%

Note: Official Fall 4th Week Enrollment Census Data and residency means native ('home address') residency, i.e., NOT 'tuition' residency.

North Dakota State University
College of Human Development and Education
School of Education Enrollment Percentage

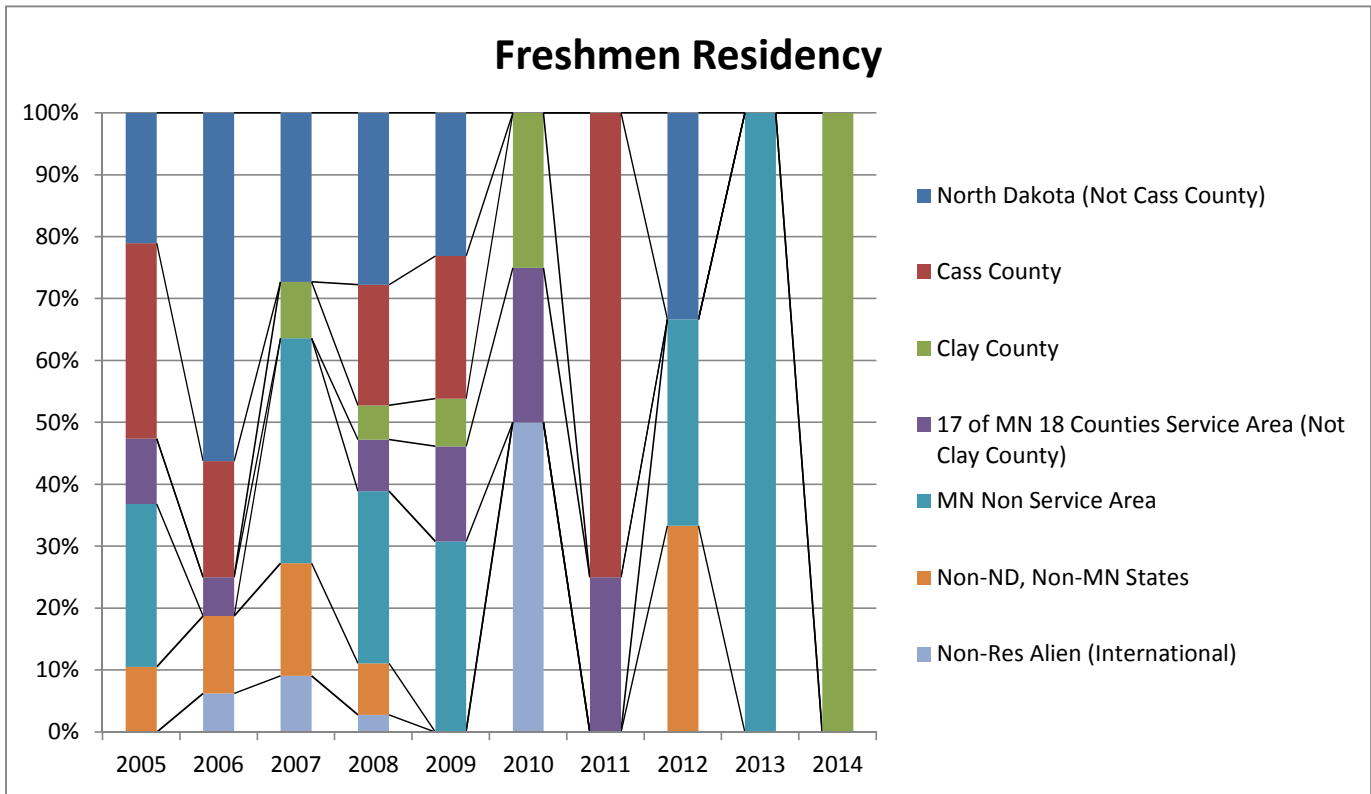


School of Education

	2005	2006	2007	2008	2009	2010	2011	2012	2013	2014
North Dakota (Not Cass County)	39.6%	41.1%	39.1%	38.5%	37.0%	33.6%	31.3%	30.1%	27.3%	25.4%
Cass County	37.1%	33.3%	31.5%	31.8%	34.9%	37.4%	37.7%	41.7%	43.2%	42.7%
Clay County	6.4%	6.5%	6.8%	8.5%	9.6%	7.6%	8.1%	6.1%	8.4%	11.1%
17 of MN 18 Counties Service Area (Not Clay County)	5.1%	4.9%	4.2%	4.5%	4.9%	6.9%	5.4%	6.1%	5.3%	6.2%
MN Non Service Area	8.4%	10.2%	11.8%	12.3%	9.6%	8.7%	11.1%	10.7%	10.0%	8.7%
Non-ND, Non-MN States	2.0%	2.9%	5.0%	3.5%	2.8%	3.8%	5.1%	4.1%	3.9%	4.0%
Non-Res Alien (International)	1.3%	1.0%	1.6%	1.0%	1.2%	2.1%	1.2%	1.2%	1.9%	1.9%
Total	100.0%	100.0%	100.0%	100.0%	100.0%	100.0%	100.0%	100.0%	100.0%	100.0%
Total Students	391	384	381	400	324	289	332	345	359	323
Percentage of Total Students	100.0%	100.0%	100.0%	100.0%	100.0%	100.0%	100.0%	100.0%	100.0%	100.0%

Note: Official Fall 4th Week Enrollment Census Data and residency means native ('home address') residency, i.e., NOT 'tuition' residency.

**North Dakota State University
College of Human Development and Education
School of Education Enrollment Percentage**

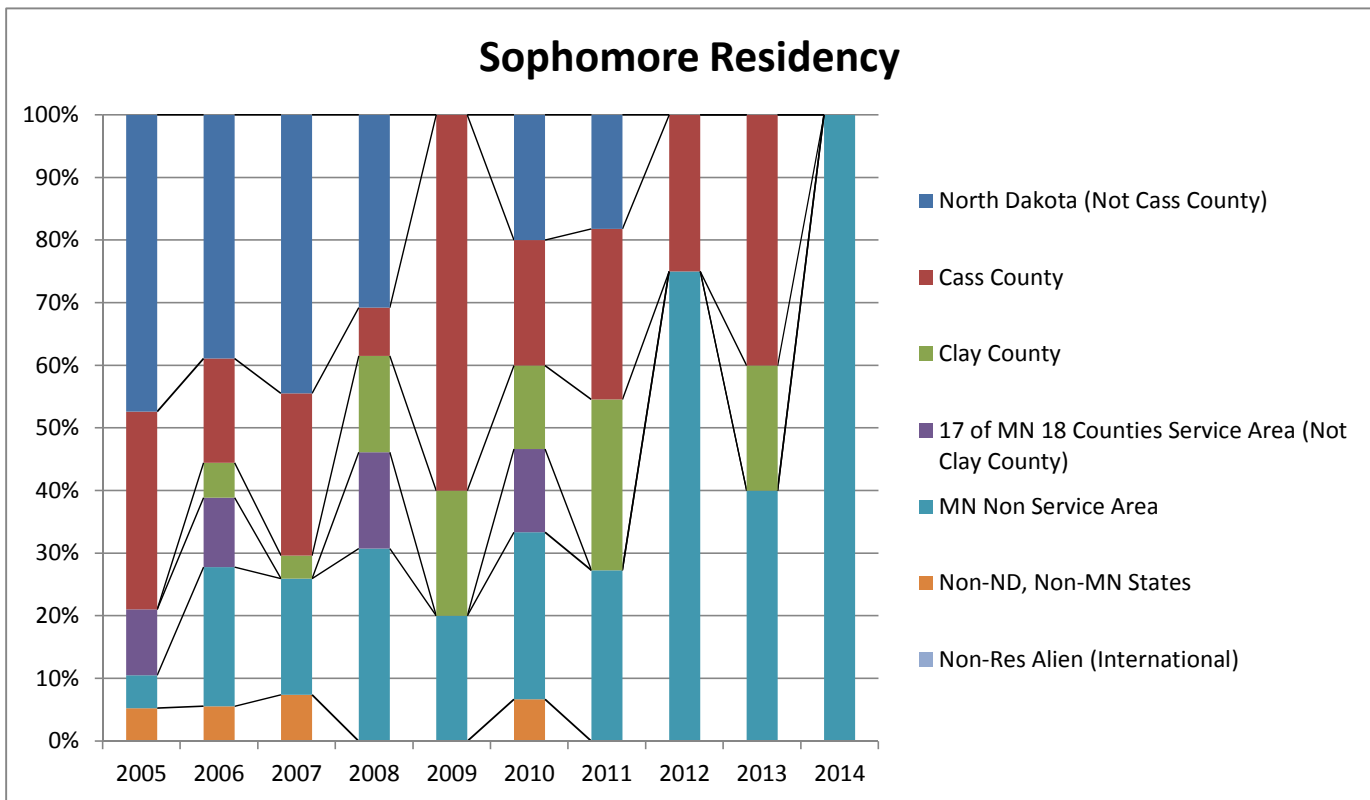


School of Education Freshmen

	2005	2006	2007	2008	2009	2010	2011	2012	2013	2014
North Dakota (Not Cass County)	21.1%	56.3%	27.3%	27.8%	23.1%	0.0%	0.0%	33.3%	0.0%	0.0%
Cass County	31.6%	18.8%	0.0%	19.4%	23.1%	0.0%	75.0%	0.0%	0.0%	0.0%
Clay County	0.0%	0.0%	9.1%	5.6%	7.7%	25.0%	0.0%	0.0%	0.0%	100.0%
17 of MN 18 Counties Service Area (Not Clay County)	10.5%	6.3%	0.0%	8.3%	15.4%	25.0%	25.0%	0.0%	0.0%	0.0%
MN Non Service Area	26.3%	0.0%	36.4%	27.8%	30.8%	0.0%	0.0%	33.3%	100.0%	0.0%
Non-ND, Non-MN States	10.5%	12.5%	18.2%	8.3%	0.0%	0.0%	0.0%	33.3%	0.0%	0.0%
Non-Res Alien (International)	0.0%	6.3%	9.1%	2.8%	0.0%	50.0%	0.0%	0.0%	0.0%	0.0%
Total	100.0%	100.0%	100.0%	100.0%	100.0%	100.0%	100.0%	100.0%	100.0%	100.0%
Total Students	19	16	11	36	13	4	4	3	2	1
Percentage of Total UG Students	10.6%	9.4%	6.4%	19.5%	14.0%	4.2%	3.1%	2.3%	1.6%	1.4%

Note: Official Fall 4th Week Enrollment Census Data and residency means native ('home address') residency, i.e., NOT 'tuition' residency.

North Dakota State University
College of Human Development and Education
School of Education Enrollment Percentage

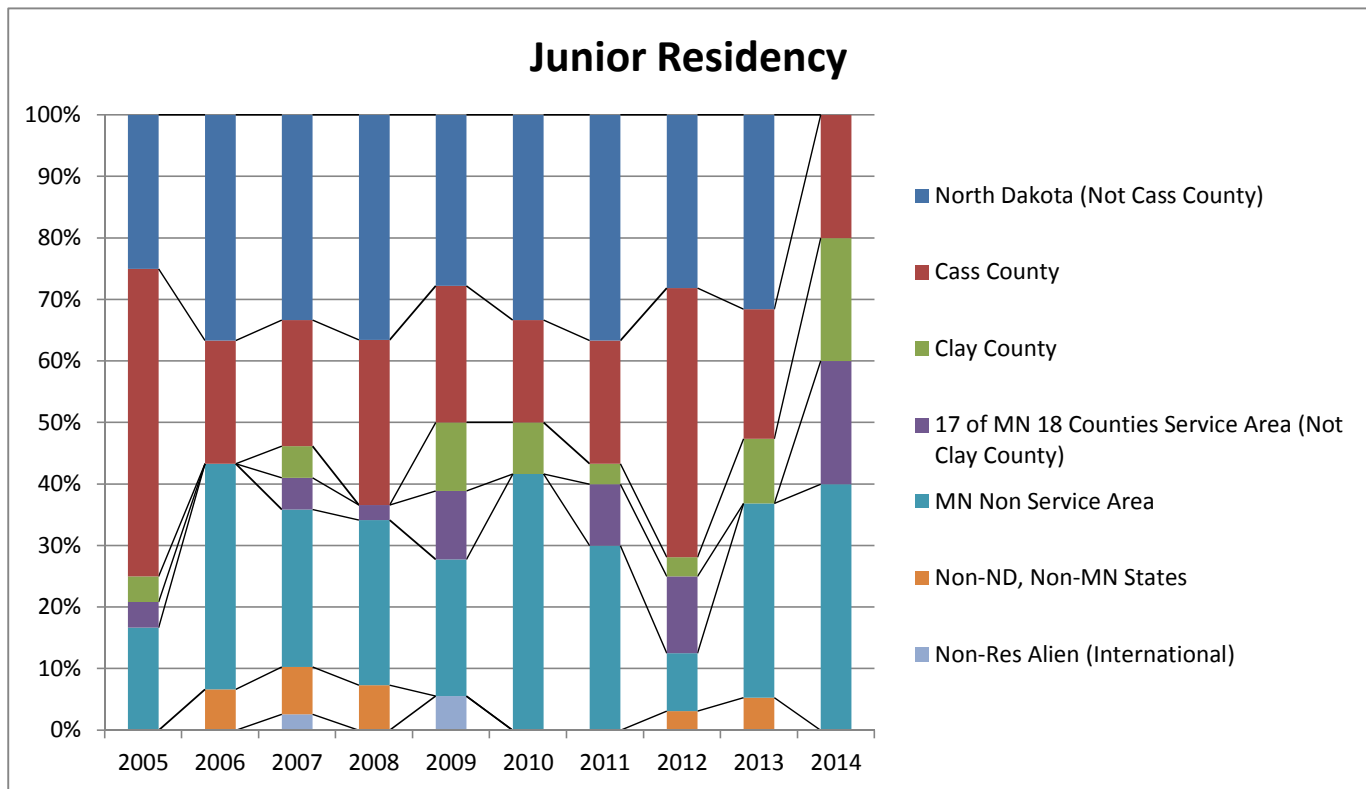


School of Education Sophomore

	2005	2006	2007	2008	2009	2010	2011	2012	2013	2014
North Dakota (Not Cass County)	47.4%	38.9%	44.4%	30.8%	0.0%	20.0%	18.2%	0.0%	0.0%	0.0%
Cass County	31.6%	16.7%	25.9%	7.7%	60.0%	20.0%	27.3%	25.0%	40.0%	0.0%
Clay County	0.0%	5.6%	3.7%	15.4%	20.0%	13.3%	27.3%	0.0%	20.0%	0.0%
17 of MN 18 Counties Service Area (Not Clay County)	10.5%	11.1%	0.0%	15.4%	0.0%	13.3%	0.0%	0.0%	0.0%	0.0%
MN Non Service Area	5.3%	22.2%	18.5%	30.8%	20.0%	26.7%	27.3%	75.0%	40.0%	100.0%
Non-ND, Non-MN States	5.3%	5.6%	7.4%	0.0%	0.0%	6.7%	0.0%	0.0%	0.0%	0.0%
Non-Res Alien (International)	0.0%	0.0%	0.0%	0.0%	0.0%	0.0%	0.0%	0.0%	0.0%	0.0%
Total	100.0%	100.0%	100.0%	100.0%	100.0%	100.0%	100.0%	100.0%	100.0%	100.0%
Total Students	19	18	27	13	5	15	11	4	5	1
Percentage of Total UG Students	10.6%	10.6%	15.8%	7.0%	5.4%	15.6%	8.7%	3.1%	4.0%	1.4%

Note: Official Fall 4th Week Enrollment Census Data and residency means native ('home address') residency, i.e., NOT 'tuition' residency.

**North Dakota State University
College of Human Development and Education
School of Education Enrollment Percentage**

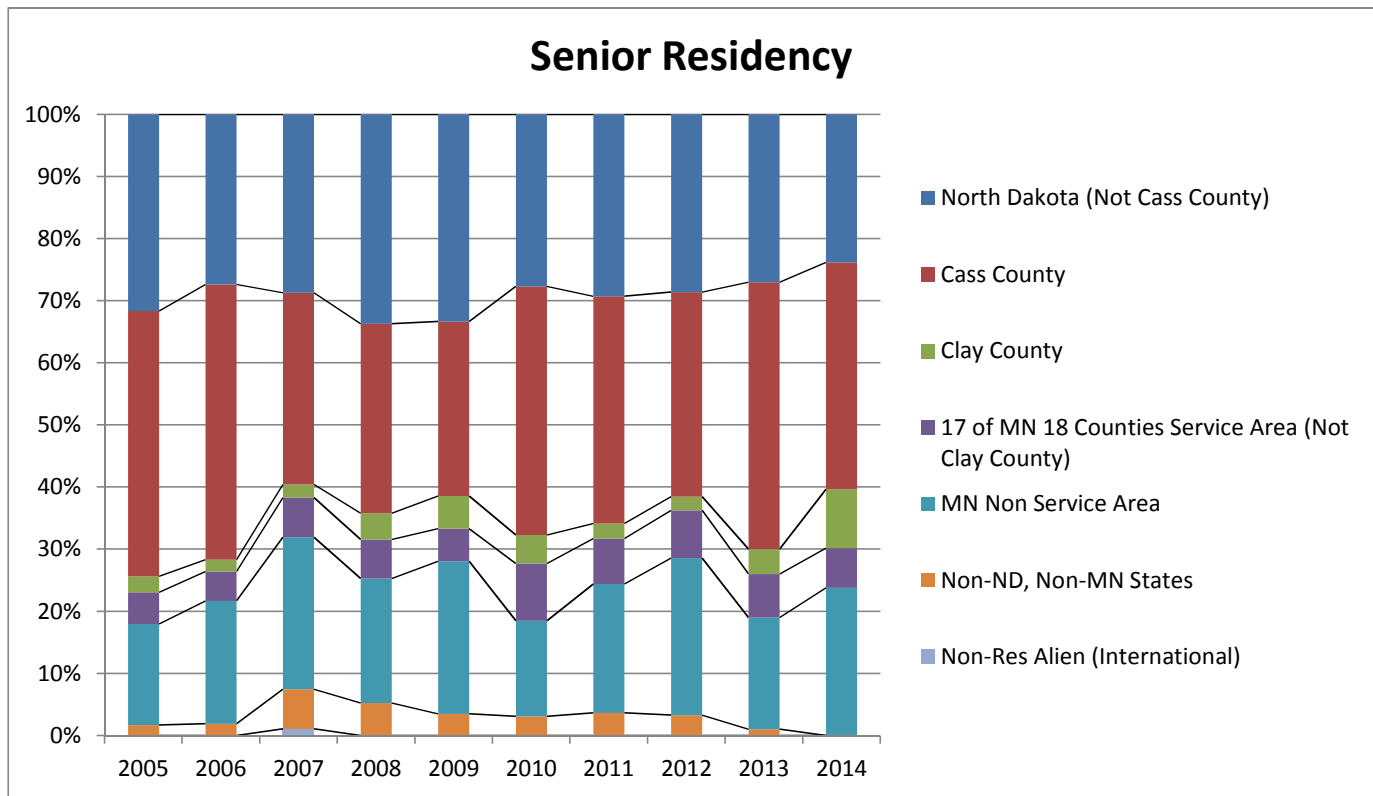


School of Education Junior

	2005	2006	2007	2008	2009	2010	2011	2012	2013	2014
North Dakota (Not Cass County)	25.0%	36.7%	33.3%	36.6%	27.8%	33.3%	36.7%	28.1%	31.6%	0.0%
Cass County	50.0%	20.0%	20.5%	26.8%	22.2%	16.7%	20.0%	43.8%	21.1%	20.0%
Clay County	4.2%	0.0%	5.1%	0.0%	11.1%	8.3%	3.3%	3.1%	10.5%	20.0%
17 of MN 18 Counties Service Area (Not Clay County)	4.2%	0.0%	5.1%	2.4%	11.1%	0.0%	10.0%	12.5%	0.0%	20.0%
MN Non Service Area	16.7%	36.7%	25.6%	26.8%	22.2%	41.7%	30.0%	9.4%	31.6%	40.0%
Non-ND, Non-MN States	0.0%	6.7%	7.7%	7.3%	0.0%	0.0%	0.0%	3.1%	5.3%	0.0%
Non-Res Alien (International)	0.0%	0.0%	2.6%	0.0%	5.6%	0.0%	0.0%	0.0%	0.0%	0.0%
Total	100.0%	100.0%	100.0%	100.0%	100.0%	100.0%	100.0%	100.0%	100.0%	100.0%
Total Students	24	30	39	41	18	12	30	32	19	5
Percentage of Total UG Students	13.4%	17.6%	22.8%	22.2%	19.4%	12.5%	23.6%	24.6%	15.1%	7.1%

Note: Official Fall 4th Week Enrollment Census Data and residency means native ('home address') residency, i.e., NOT 'tuition' residency.

**North Dakota State University
College of Human Development and Education
School of Education Enrollment Percentage**



School of Education Senior

	2005	2006	2007	2008	2009	2010	2011	2012	2013	2014
North Dakota (Not Cass County)	31.6%	27.4%	28.7%	33.7%	33.3%	27.7%	29.3%	28.6%	27.0%	23.8%
Cass County	42.7%	44.3%	30.9%	30.5%	28.1%	40.0%	36.6%	33.0%	43.0%	36.5%
Clay County	2.6%	1.9%	2.1%	4.2%	5.3%	4.6%	2.4%	2.2%	4.0%	9.5%
17 of MN 18 Counties Service Area (Not Clay County)	5.1%	4.7%	6.4%	6.3%	5.3%	9.2%	7.3%	7.7%	7.0%	6.3%
MN Non Service Area	16.2%	19.8%	24.5%	20.0%	24.6%	15.4%	20.7%	25.3%	18.0%	23.8%
Non-ND, Non-MN States	1.7%	1.9%	6.4%	5.3%	3.5%	3.1%	3.7%	3.3%	1.0%	0.0%
Non-Res Alien (International)	0.0%	0.0%	1.1%	0.0%	0.0%	0.0%	0.0%	0.0%	0.0%	0.0%
Total	100.0%	100.0%	100.0%	100.0%	100.0%	100.0%	100.0%	100.0%	100.0%	100.0%
Total Students	117	106	94	95	57	65	82	91	100	63
Percentage of Total UG Students	65.4%	62.4%	55.0%	51.4%	61.3%	67.7%	64.6%	70.0%	79.4%	90.0%

Note: Official Fall 4th Week Enrollment Census Data and residency means native ('home address') residency, i.e., NOT 'tuition' residency.