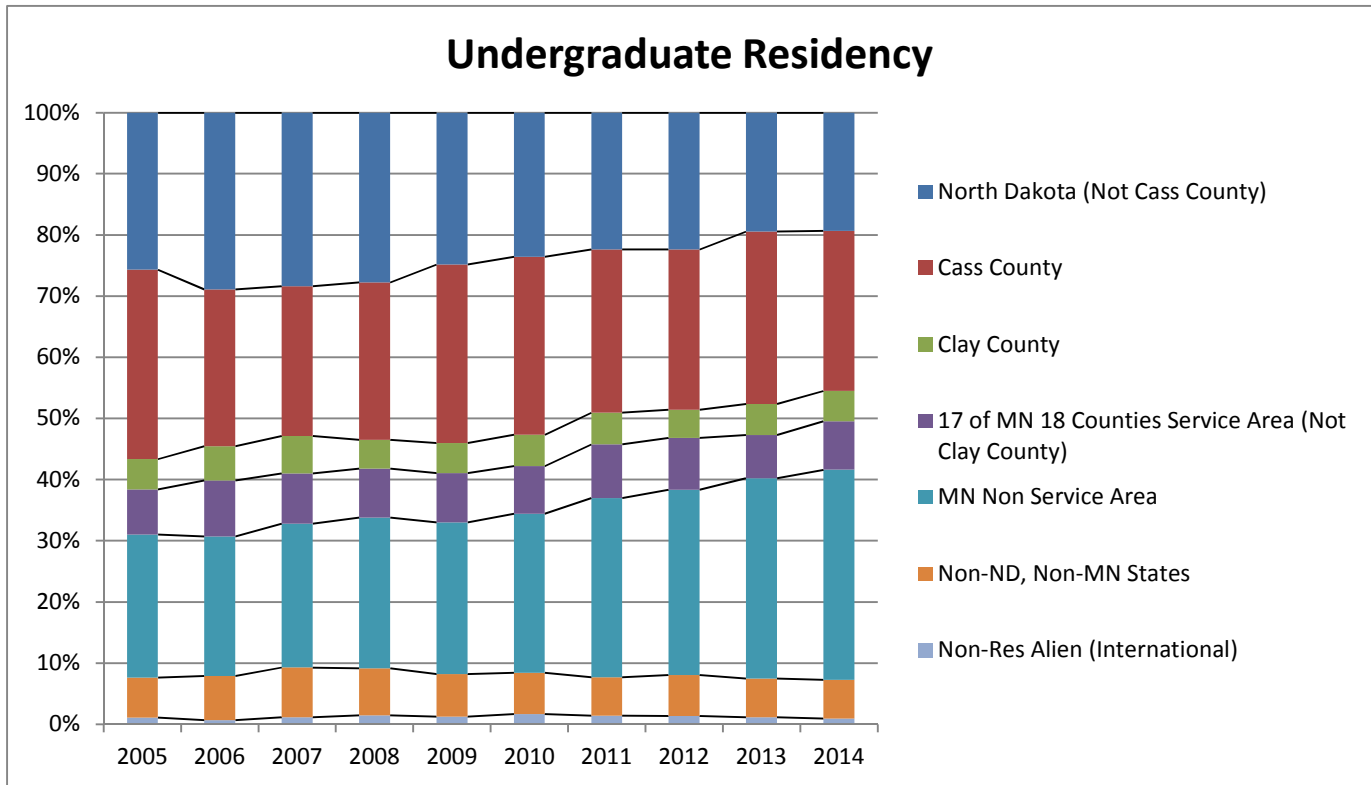


**North Dakota State University
College of Human Development and Education
Enrollment Percentage**

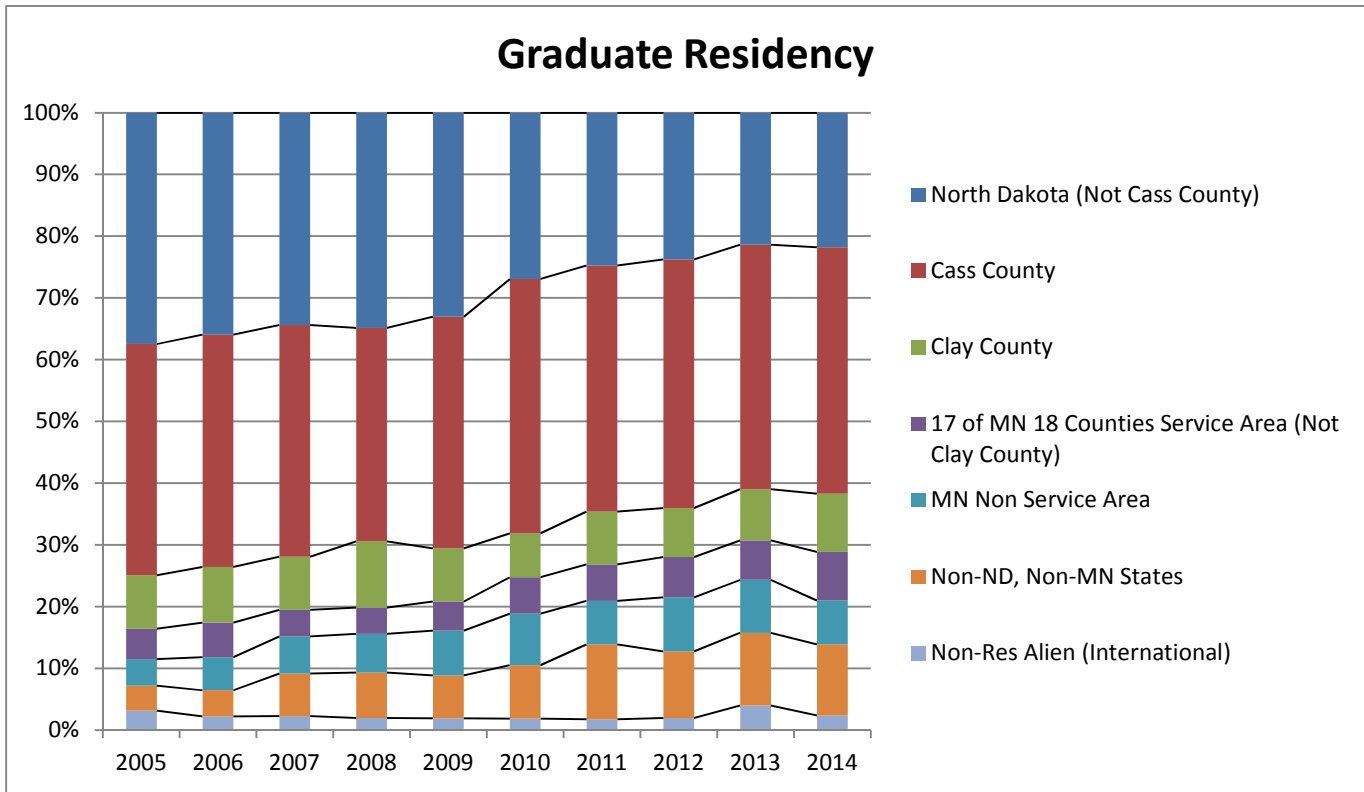


College of Human Development and Education Undergraduate

	2005	2006	2007	2008	2009	2010	2011	2012	2013	2014
North Dakota (Not Cass County)	25.6%	28.9%	28.4%	27.8%	24.9%	23.6%	22.4%	22.4%	19.4%	19.3%
Cass County	31.0%	25.6%	24.5%	25.7%	29.2%	29.1%	26.6%	26.2%	28.2%	26.2%
Clay County	5.0%	5.6%	6.1%	4.7%	4.9%	5.1%	5.2%	4.6%	5.1%	5.0%
17 of MN 18 Counties Service Area (Not Clay County)	7.4%	9.1%	8.2%	8.0%	8.1%	7.8%	8.8%	8.5%	7.1%	7.9%
MN Non Service Area	23.4%	22.8%	23.5%	24.6%	24.8%	26.0%	29.3%	30.3%	32.7%	34.3%
Non-ND, Non-MN States	6.5%	7.2%	8.2%	7.7%	7.0%	6.8%	6.3%	6.7%	6.3%	6.4%
Non-Res Alien (International)	1.1%	0.7%	1.1%	1.5%	1.2%	1.7%	1.4%	1.4%	1.2%	0.9%
Total	100.0%	100.0%	100.0%	100.0%	100.0%	100.0%	100.0%	100.0%	100.0%	100.0%
Total Students	1,271	1,280	1,324	1,364	1,364	1,435	1,389	1,463	1,457	1,413
Percentage of Total Students	78.6%	78.2%	79.1%	79.4%	79.1%	81.6%	80.4%	80.6%	79.6%	78.8%

Note: Official Fall 4th Week Enrollment Census Data and residency means native ('home address') residency, i.e., NOT 'tuition' residency.

**North Dakota State University
College of Human Development and Education
Enrollment Percentage**

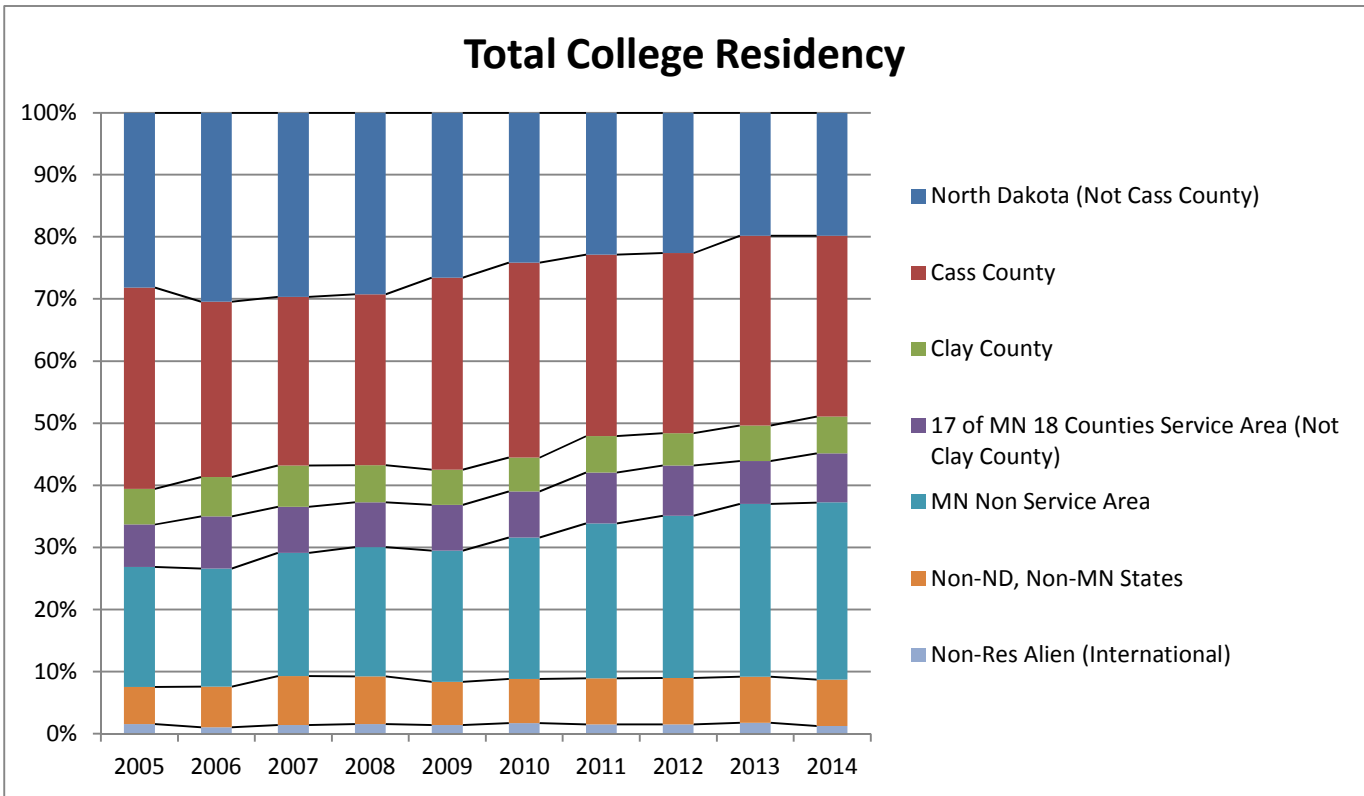


College of Human Development and Education Graduate

	2005	2006	2007	2008	2009	2010	2011	2012	2013	2014
North Dakota (Not Cass County)	37.5%	36.0%	34.4%	34.8%	33.1%	26.9%	24.8%	23.8%	21.4%	21.8%
Cass County	37.5%	37.6%	37.5%	34.6%	37.5%	41.2%	39.8%	40.2%	39.6%	39.9%
Clay County	8.6%	9.0%	8.6%	10.8%	8.6%	7.1%	8.6%	7.9%	8.3%	9.4%
17 of MN 18 Counties Service Area (Not Clay County)	4.9%	5.6%	4.3%	4.2%	4.7%	5.9%	5.9%	6.5%	6.4%	7.9%
MN Non Service Area	4.3%	5.3%	6.0%	6.2%	7.2%	8.4%	7.1%	8.8%	8.6%	7.1%
Non-ND, Non-MN States	4.0%	4.2%	6.9%	7.4%	6.9%	8.7%	12.1%	10.8%	11.8%	11.5%
Non-Res Alien (International)	3.2%	2.2%	2.3%	2.0%	1.9%	1.9%	1.8%	2.0%	4.0%	2.4%
Total	100.0%	100.0%	100.0%	100.0%	100.0%	100.0%	100.0%	100.0%	100.0%	100.0%
Total Students	347	356	349	353	360	323	339	353	374	381
Percentage of Total Students	21.4%	21.8%	20.9%	20.6%	20.9%	18.4%	19.6%	19.4%	20.4%	21.2%

Note: Official Fall 4th Week Enrollment Census Data and residency means native ('home address') residency, i.e., NOT 'tuition' residency.

**North Dakota State University
College of Human Development and Education
Enrollment Percentage**

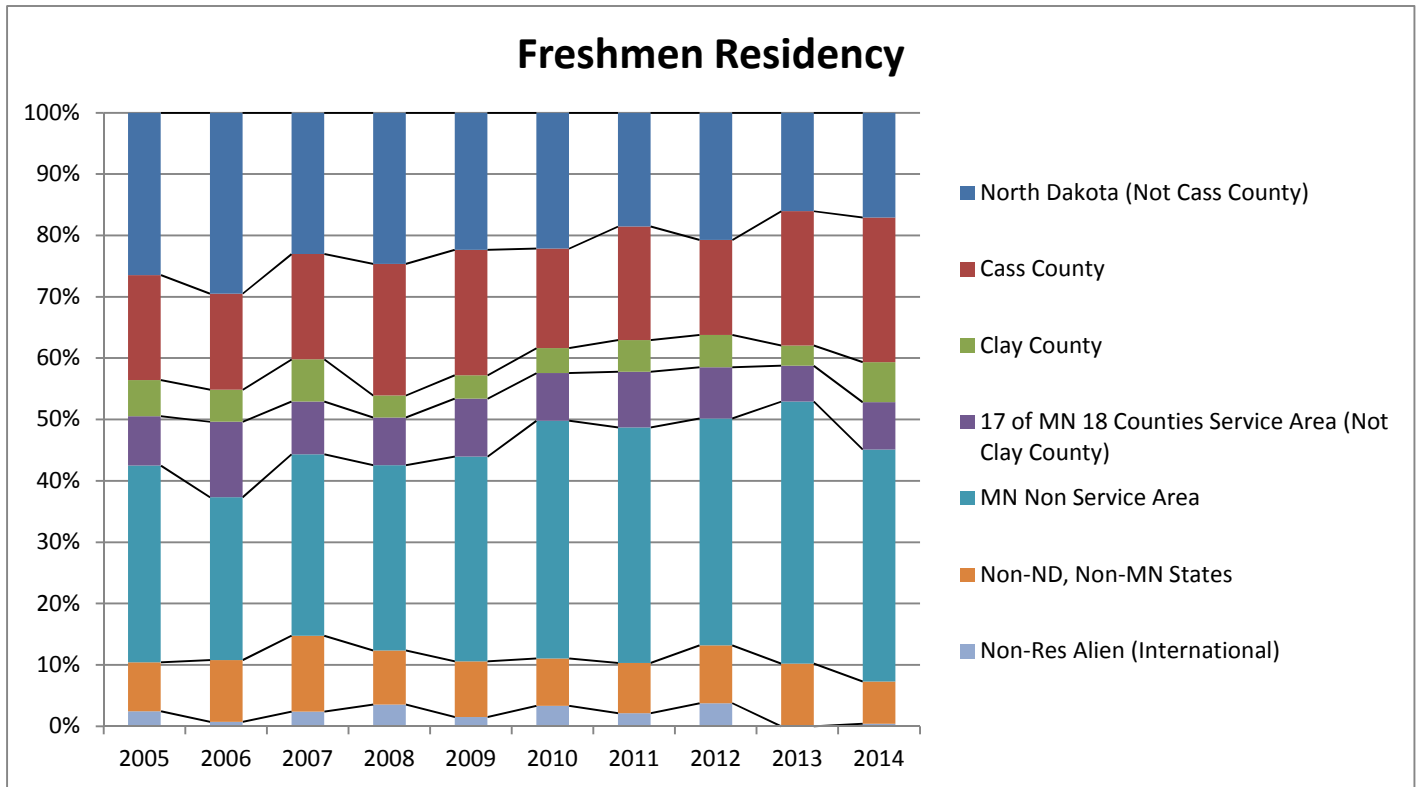


College of Human Development and Education

	2005	2006	2007	2008	2009	2010	2011	2012	2013	2014
North Dakota (Not Cass County)	28.2%	30.4%	29.6%	29.2%	26.6%	24.2%	22.9%	22.6%	19.8%	19.8%
Cass County	32.4%	28.2%	27.2%	27.5%	30.9%	31.3%	29.2%	29.0%	30.5%	29.1%
Clay County	5.7%	6.4%	6.6%	5.9%	5.7%	5.5%	5.8%	5.2%	5.7%	5.9%
17 of MN 18 Counties Service Area (Not Clay County)	6.9%	8.4%	7.4%	7.2%	7.4%	7.5%	8.2%	8.1%	6.9%	7.9%
MN Non Service Area	19.3%	19.0%	19.8%	20.9%	21.1%	22.8%	24.9%	26.1%	27.8%	28.5%
Non-ND, Non-MN States	6.0%	6.5%	7.9%	7.6%	7.0%	7.1%	7.4%	7.5%	7.4%	7.5%
Non-Res Alien (International)	1.5%	1.0%	1.4%	1.6%	1.4%	1.7%	1.5%	1.5%	1.7%	1.2%
Total	100.0%	100.0%	100.0%	100.0%	100.0%	100.0%	100.0%	100.0%	100.0%	100.0%
Total Students	1,618	1,636	1,673	1,717	1,724	1,758	1,728	1,816	1,831	1,794
Percentage of Total Students	100.0%	100.0%	100.0%	100.0%	100.0%	100.0%	100.0%	100.0%	100.0%	100.0%

Note: Official Fall 4th Week Enrollment Census Data and residency means native ('home address') residency, i.e., NOT 'tuition' residency.

**North Dakota State University
College of Human Development and Education
Enrollment Percentage**

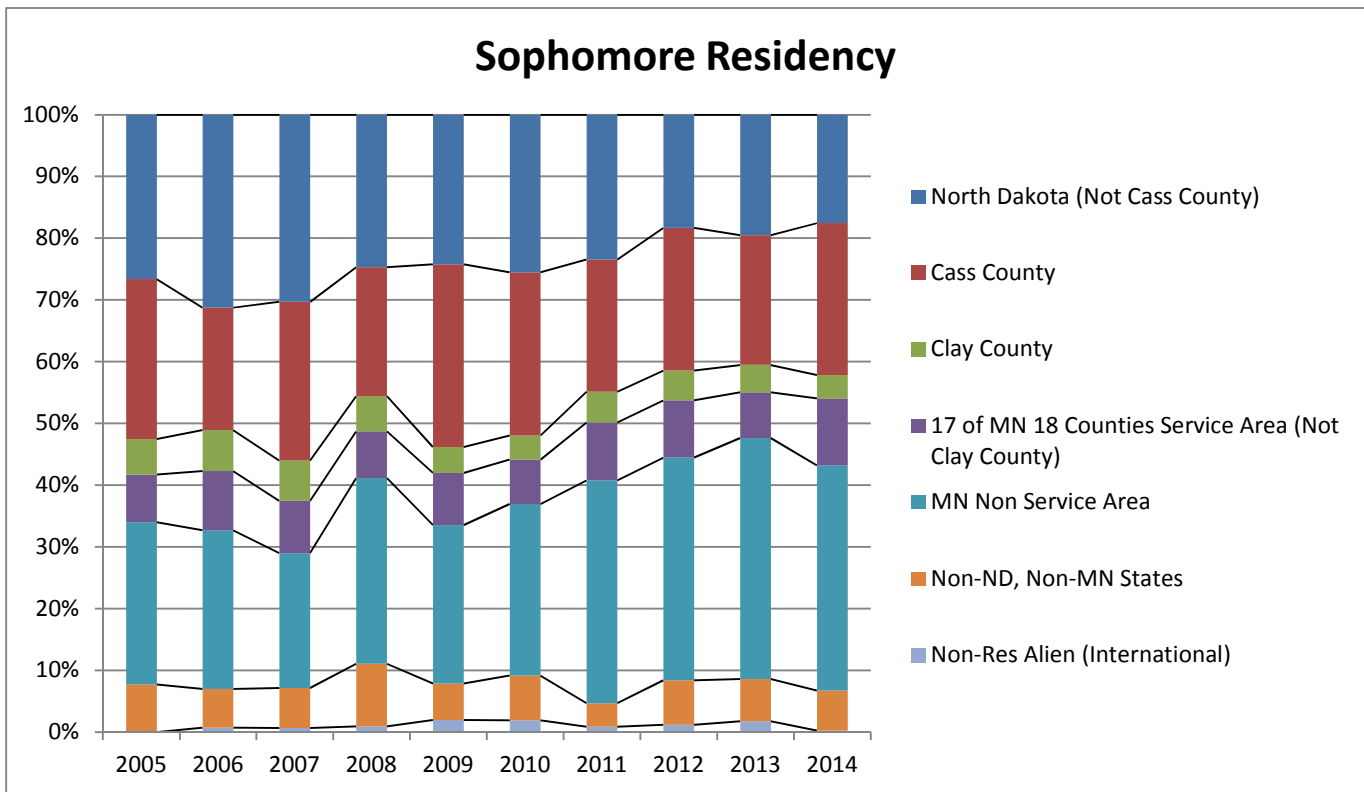


College of Human Development and Education Freshmen

	2005	2006	2007	2008	2009	2010	2011	2012	2013	2014
North Dakota (Not Cass County)	26.5%	29.5%	23.0%	24.7%	22.3%	22.1%	18.5%	20.8%	16.1%	17.1%
Cass County	17.1%	15.7%	17.2%	21.4%	20.5%	16.2%	18.5%	15.5%	21.9%	23.6%
Clay County	5.9%	5.2%	6.9%	3.6%	3.8%	4.1%	5.2%	5.3%	3.3%	6.5%
17 of MN 18 Counties Service Area (Not Clay County)	8.0%	12.3%	8.6%	7.8%	9.5%	7.7%	9.1%	8.3%	5.8%	7.7%
MN Non Service Area	32.1%	26.5%	29.6%	30.2%	33.3%	38.7%	38.4%	37.0%	42.7%	37.8%
Non-ND, Non-MN States	8.0%	10.1%	12.4%	8.8%	9.1%	7.7%	8.2%	9.4%	10.2%	6.9%
Non-Res Alien (International)	2.4%	0.7%	2.4%	3.6%	1.5%	3.3%	2.2%	3.8%	0.0%	0.4%
Total	100.0%	100.0%	100.0%	100.0%	100.0%	100.0%	100.0%	100.0%	100.0%	100.0%
Total Students	287	268	291	308	264	271	232	265	274	246
Percentage of Total UG Students	22.6%	20.9%	22.0%	22.6%	19.4%	18.9%	16.7%	18.1%	18.8%	17.4%

Note: Official Fall 4th Week Enrollment Census Data and residency means native ('home address') residency, i.e., NOT 'tuition' residency.

**North Dakota State University
College of Human Development and Education
Enrollment Percentage**

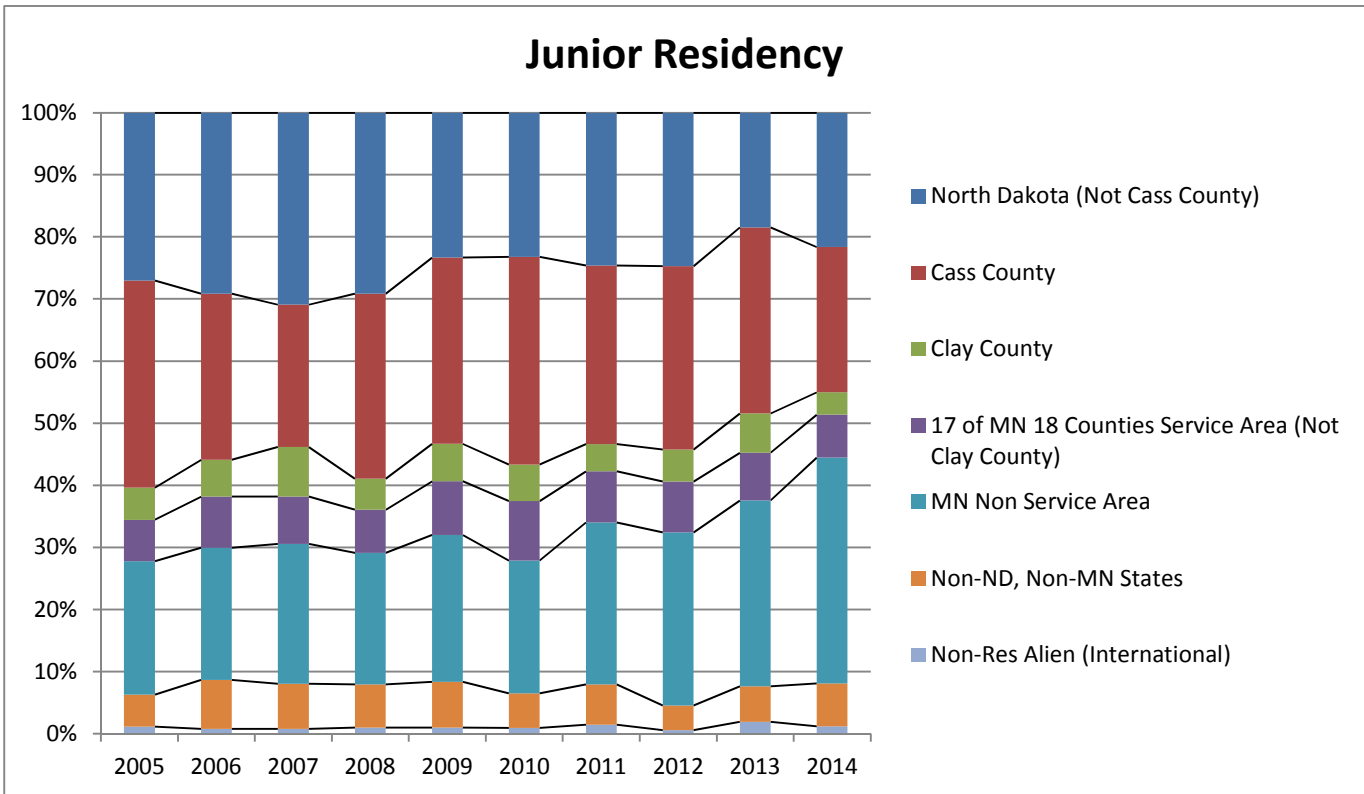


College of Human Development and Education Sophomore

	2005	2006	2007	2008	2009	2010	2011	2012	2013	2014
North Dakota (Not Cass County)	26.6%	31.3%	30.3%	24.7%	24.2%	25.6%	23.5%	18.3%	19.5%	17.6%
Cass County	25.9%	19.9%	25.7%	20.9%	29.6%	26.4%	21.4%	23.1%	21.0%	24.6%
Clay County	5.8%	6.6%	6.5%	5.7%	4.2%	3.9%	5.0%	4.8%	4.4%	3.8%
17 of MN 18 Counties Service Area (Not Clay County)	7.7%	9.6%	8.5%	7.6%	8.5%	7.2%	9.4%	9.3%	7.4%	10.8%
MN Non Service Area	26.3%	25.7%	21.8%	30.1%	25.6%	27.8%	36.1%	36.0%	39.1%	36.5%
Non-ND, Non-MN States	7.7%	6.3%	6.5%	10.1%	5.9%	7.2%	3.8%	7.2%	6.8%	6.5%
Non-Res Alien (International)	0.0%	0.7%	0.7%	0.9%	2.0%	1.9%	0.9%	1.2%	1.8%	0.3%
Total	100.0%	100.0%	100.0%	100.0%	100.0%	100.0%	100.0%	100.0%	100.0%	100.0%
Total Students	259	272	307	316	355	360	341	333	338	370
Percentage of Total UG Students	20.4%	21.3%	23.2%	23.2%	26.0%	25.1%	24.6%	22.8%	23.2%	26.2%

Note: Official Fall 4th Week Enrollment Census Data and residency means native ('home address') residency, i.e., NOT 'tuition' residency.

**North Dakota State University
College of Human Development and Education
Enrollment Percentage**

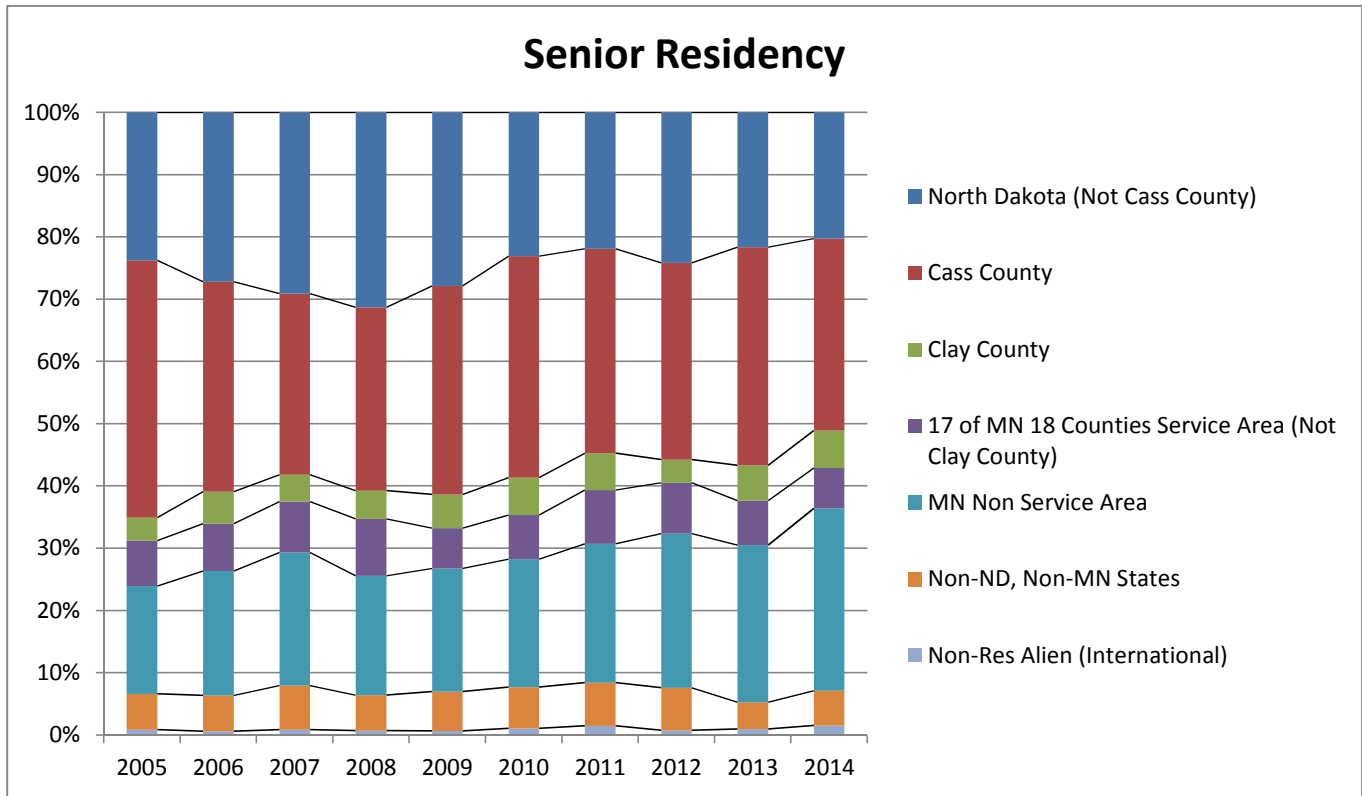


College of Human Development and Education Junior

	2005	2006	2007	2008	2009	2010	2011	2012	2013	2014
North Dakota (Not Cass County)	27.0%	29.1%	30.9%	29.1%	23.3%	23.2%	24.6%	24.7%	18.5%	21.6%
Cass County	33.3%	26.8%	22.9%	29.8%	30.0%	33.4%	28.7%	29.5%	29.9%	23.4%
Clay County	5.2%	5.9%	8.0%	5.0%	6.0%	5.9%	4.4%	5.1%	6.4%	3.6%
17 of MN 18 Counties Service Area (Not Clay County)	6.7%	8.3%	7.6%	7.0%	8.7%	9.6%	8.2%	8.2%	7.6%	6.9%
MN Non Service Area	21.5%	21.3%	22.5%	21.2%	23.7%	21.4%	26.1%	27.8%	29.9%	36.3%
Non-ND, Non-MN States	5.2%	7.9%	7.3%	7.0%	7.3%	5.6%	6.5%	4.0%	5.7%	6.9%
Non-Res Alien (International)	1.1%	0.8%	0.8%	1.0%	1.0%	0.9%	1.5%	0.6%	1.9%	1.2%
Total	100.0%	100.0%	100.0%	100.0%	100.0%	100.0%	100.0%	100.0%	100.0%	100.0%
Total Students	270	254	262	302	300	323	341	352	314	333
Percentage of Total UG Students	21.2%	19.8%	19.8%	22.1%	22.0%	22.5%	24.6%	24.1%	21.6%	23.6%

Note: Official Fall 4th Week Enrollment Census Data and residency means native ('home address') residency, i.e., NOT 'tuition' residency.

North Dakota State University
College of Human Development and Education
Enrollment Percentage



College of Human Development and Education Senior

	2005	2006	2007	2008	2009	2010	2011	2012	2013	2014
North Dakota (Not Cass County)	23.7%	27.2%	29.1%	31.3%	27.9%	23.1%	21.9%	24.2%	21.7%	20.3%
Cass County	41.3%	33.7%	29.1%	29.5%	33.5%	35.6%	32.8%	31.6%	35.0%	30.8%
Clay County	3.7%	5.1%	4.3%	4.6%	5.4%	6.0%	5.9%	3.7%	5.6%	6.0%
17 of MN 18 Counties Service Area (Not Clay County)	7.3%	7.6%	8.2%	9.1%	6.5%	7.1%	8.6%	8.2%	7.2%	6.5%
MN Non Service Area	17.4%	20.0%	21.3%	19.2%	19.8%	20.6%	22.3%	24.8%	25.2%	29.3%
Non-ND, Non-MN States	5.7%	5.8%	7.1%	5.7%	6.3%	6.7%	6.9%	6.8%	4.3%	5.6%
Non-Res Alien (International)	0.9%	0.6%	0.9%	0.7%	0.7%	1.0%	1.5%	0.8%	0.9%	1.5%
Total	100.0%	100.0%	100.0%	100.0%	100.0%	100.0%	100.0%	100.0%	100.0%	100.0%
Total Students	455	486	464	438	445	481	475	513	531	464
Percentage of Total UG Students	35.8%	38.0%	35.0%	32.1%	32.6%	33.5%	34.2%	35.1%	36.4%	32.8%

Note: Official Fall 4th Week Enrollment Census Data and residency means native ('home address') residency, i.e., NOT 'tuition' residency.