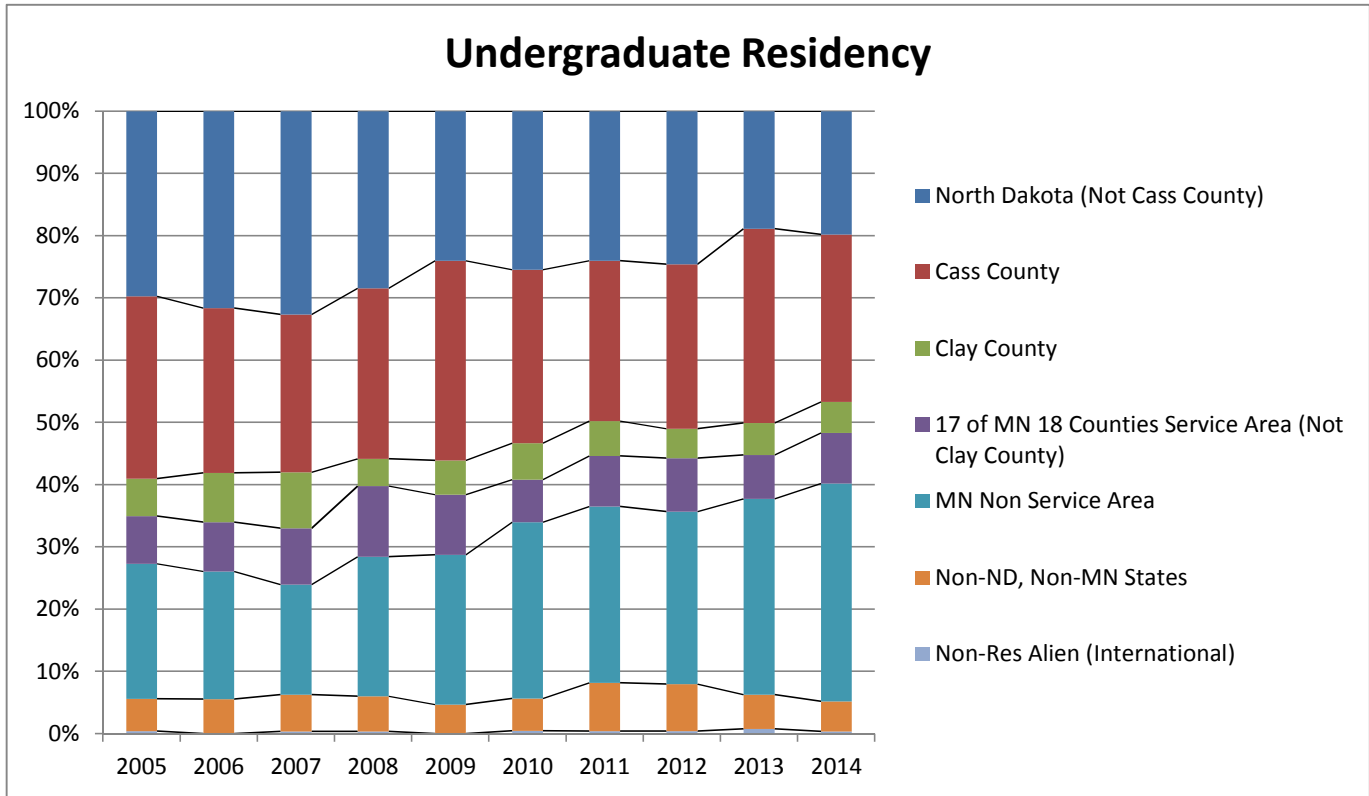


North Dakota State University
College of Human Development and Education
Human Development and Family Science Enrollment Percentage

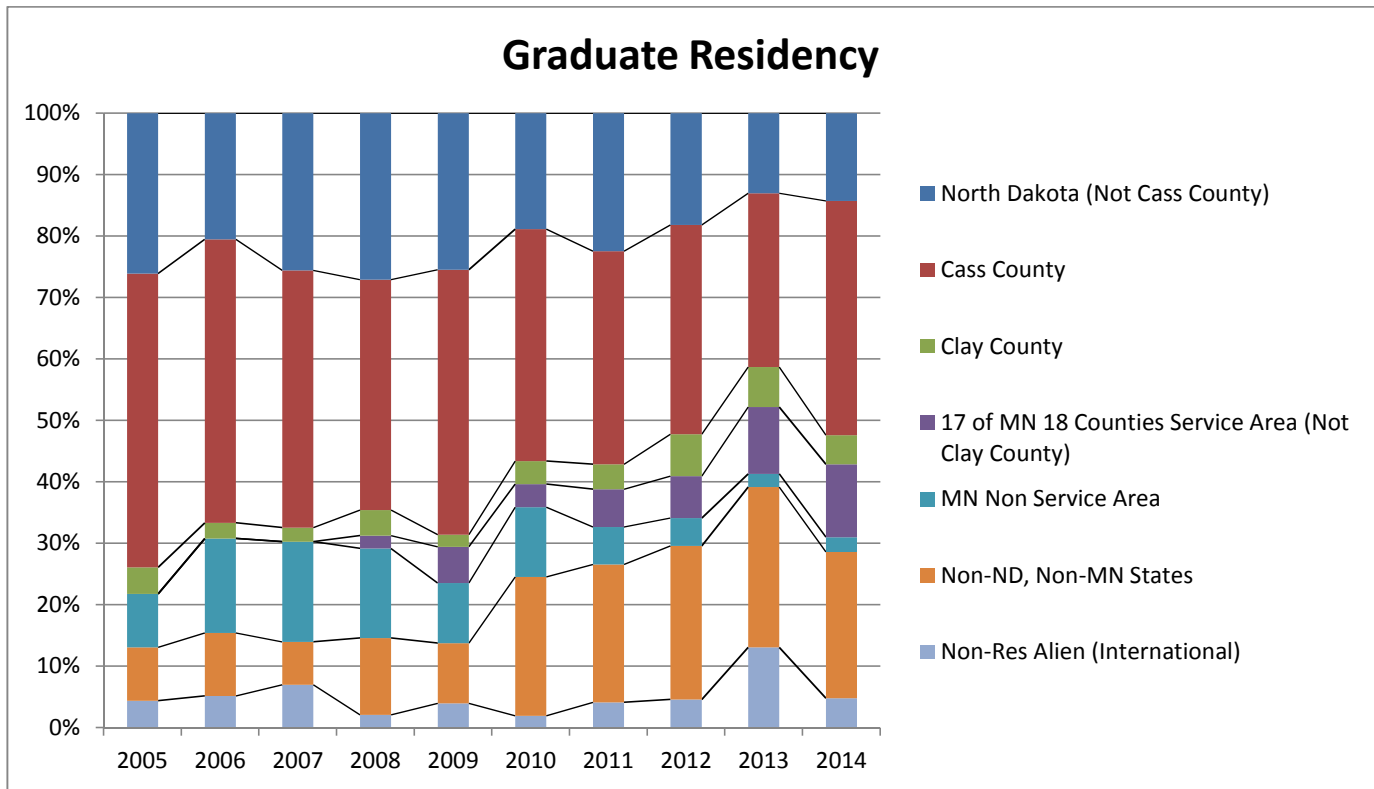


Human Development and Family Science Undergraduate

	2005	2006	2007	2008	2009	2010	2011	2012	2013	2014
North Dakota (Not Cass County)	29.7%	31.6%	32.6%	28.4%	24.0%	25.5%	24.0%	24.6%	18.9%	19.8%
Cass County	29.3%	26.5%	25.3%	27.4%	32.0%	27.8%	25.8%	26.4%	31.2%	26.9%
Clay County	6.0%	7.9%	9.0%	4.3%	5.5%	5.9%	5.6%	4.7%	5.1%	5.0%
17 of MN 18 Counties Service Area (Not Clay County)	7.6%	7.9%	9.0%	11.4%	9.7%	6.8%	8.2%	8.6%	7.0%	8.1%
MN Non Service Area	21.7%	20.6%	17.7%	22.4%	24.0%	28.3%	28.3%	27.7%	31.4%	35.0%
Non-ND, Non-MN States	5.2%	5.5%	5.9%	5.7%	4.7%	5.2%	7.7%	7.6%	5.5%	4.8%
Non-Res Alien (International)	0.4%	0.0%	0.3%	0.3%	0.0%	0.5%	0.4%	0.4%	0.8%	0.4%
Total	100.0%	100.0%	100.0%	100.0%	100.0%	100.0%	100.0%	100.0%	100.0%	100.0%
Total Students	249	253	288	299	362	424	466	488	525	540
Percentage of Total Students	84.4%	86.6%	87.0%	86.2%	87.7%	88.9%	90.5%	91.7%	91.9%	92.8%

Note: Official Fall 4th Week Enrollment Census Data and residency means native ('home address') residency, i.e., NOT 'tuition' residency.

North Dakota State University
College of Human Development and Education
Human Development and Family Science Enrollment Percentage

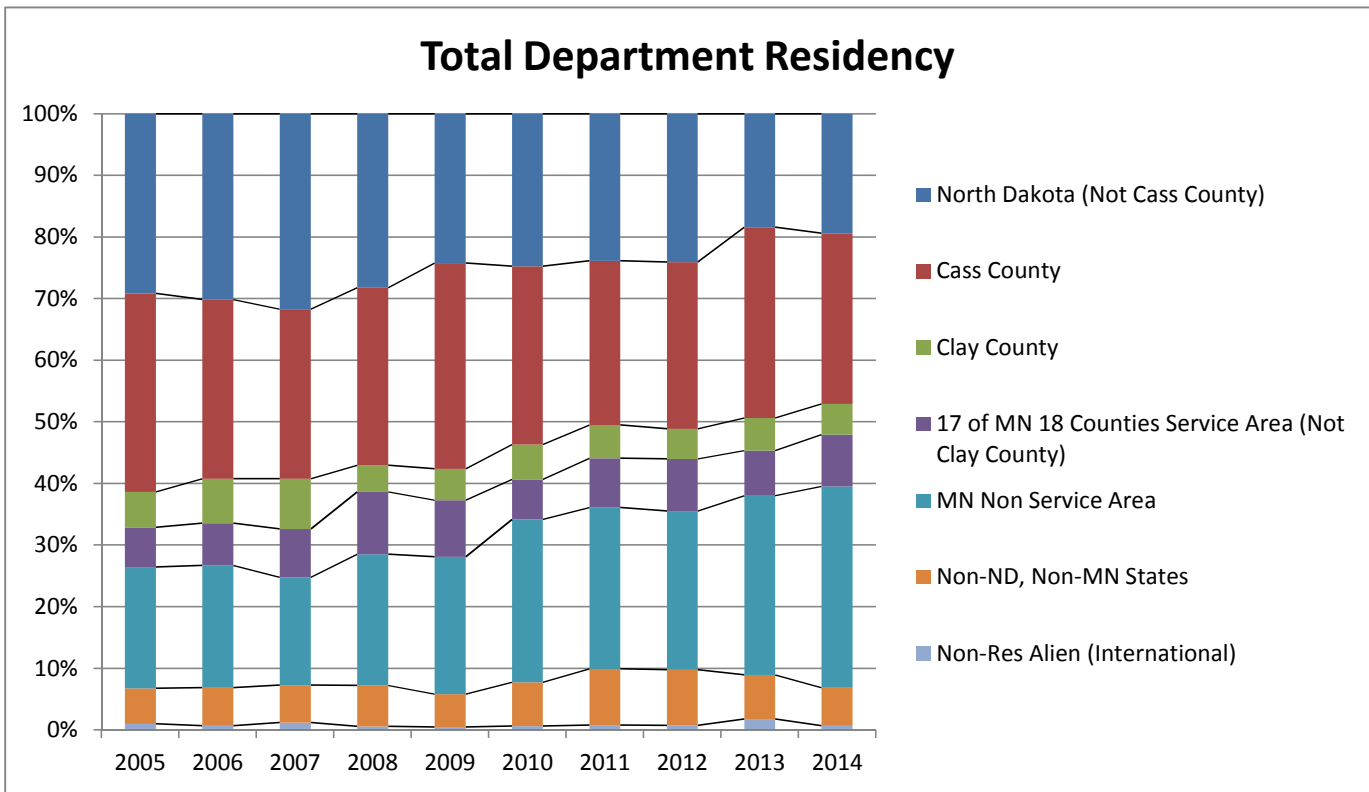


Human Development and Family Science Graduate

	2005	2006	2007	2008	2009	2010	2011	2012	2013	2014
North Dakota (Not Cass County)	26.1%	20.5%	25.6%	27.1%	25.5%	18.9%	22.4%	18.2%	13.0%	14.3%
Cass County	47.8%	46.2%	41.9%	37.5%	43.1%	37.7%	34.7%	34.1%	28.3%	38.1%
Clay County	4.3%	2.6%	2.3%	4.2%	2.0%	3.8%	4.1%	6.8%	6.5%	4.8%
17 of MN 18 Counties Service Area (Not Clay County)	0.0%	0.0%	0.0%	2.1%	5.9%	3.8%	6.1%	6.8%	10.9%	11.9%
MN Non Service Area	8.7%	15.4%	16.3%	14.6%	9.8%	11.3%	6.1%	4.5%	2.2%	2.4%
Non-ND, Non-MN States	8.7%	10.3%	7.0%	12.5%	9.8%	22.6%	22.4%	25.0%	26.1%	23.8%
Non-Res Alien (International)	4.3%	5.1%	7.0%	2.1%	3.9%	1.9%	4.1%	4.5%	13.0%	4.8%
Total	100.0%	100.0%	100.0%	100.0%	100.0%	100.0%	100.0%	100.0%	100.0%	100.0%
Total Students	46	39	43	48	51	53	49	44	46	42
Percentage of Total Students	15.6%	13.4%	13.0%	13.8%	12.3%	11.1%	9.5%	8.3%	8.1%	7.2%

Note: Official Fall 4th Week Enrollment Census Data and residency means native ('home address') residency, i.e., NOT 'tuition' residency.

North Dakota State University
College of Human Development and Education
Human Development and Family Science Enrollment Percentage

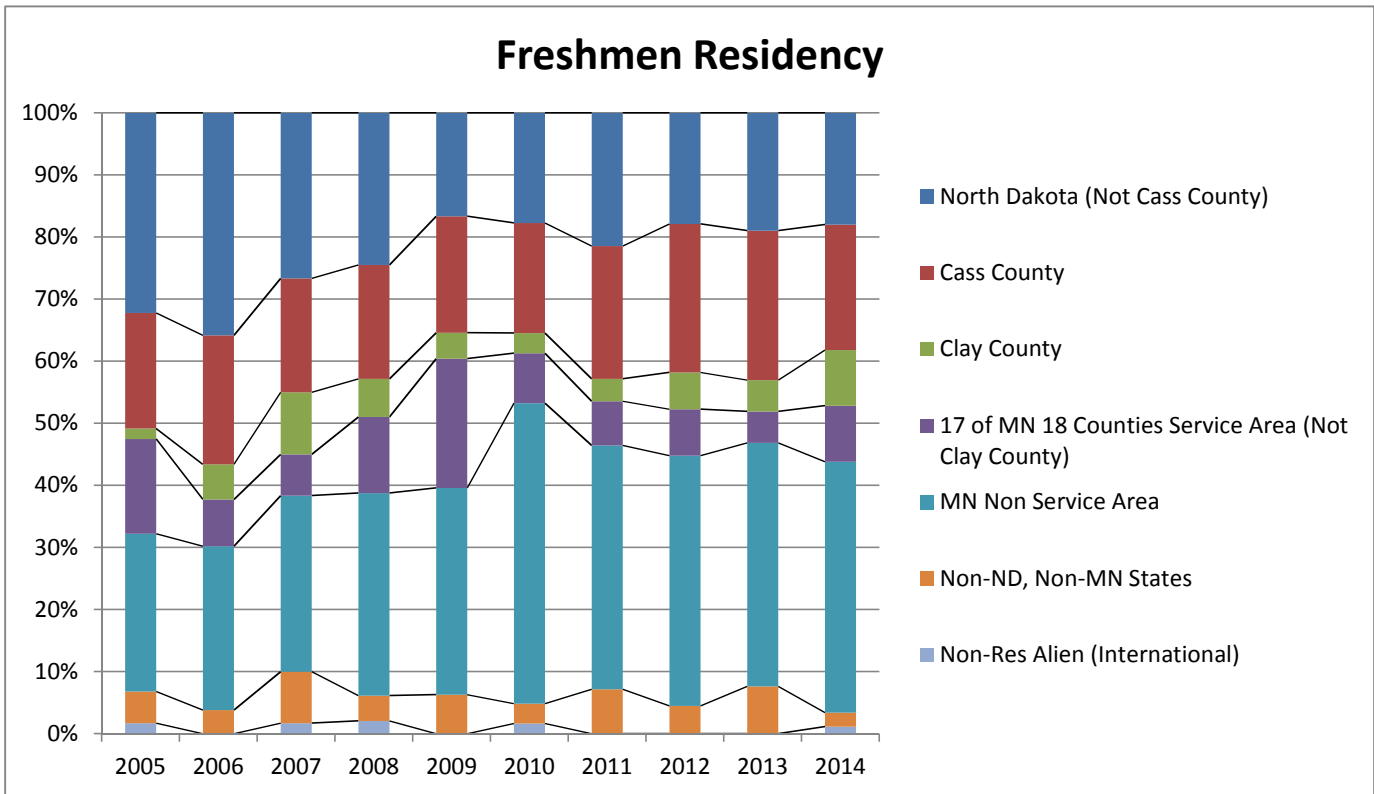


Human Development and Family Science

	2005	2006	2007	2008	2009	2010	2011	2012	2013	2014
North Dakota (Not Cass County)	29.2%	30.1%	31.7%	28.2%	24.2%	24.7%	23.9%	24.1%	18.4%	19.4%
Cass County	32.2%	29.1%	27.5%	28.8%	33.4%	28.9%	26.6%	27.1%	31.0%	27.7%
Clay County	5.8%	7.2%	8.2%	4.3%	5.1%	5.7%	5.4%	4.9%	5.3%	5.0%
17 of MN 18 Counties Service Area (Not Clay County)	6.4%	6.8%	7.9%	10.1%	9.2%	6.5%	8.0%	8.5%	7.4%	8.4%
MN Non Service Area	19.7%	19.9%	17.5%	21.3%	22.3%	26.4%	26.2%	25.8%	29.1%	32.6%
Non-ND, Non-MN States	5.8%	6.2%	6.0%	6.6%	5.3%	7.1%	9.1%	9.0%	7.2%	6.2%
Non-Res Alien (International)	1.0%	0.7%	1.2%	0.6%	0.5%	0.6%	0.8%	0.8%	1.8%	0.7%
Total	100.0%	100.0%	100.0%	100.0%	100.0%	100.0%	100.0%	100.0%	100.0%	100.0%
Total Students	295	292	331	347	413	477	515	532	571	582
Percentage of Total Students	100.0%	100.0%	100.0%	100.0%	100.0%	100.0%	100.0%	100.0%	100.0%	100.0%

Note: Official Fall 4th Week Enrollment Census Data and residency means native ('home address') residency, i.e., NOT 'tuition' residency.

**North Dakota State University
College of Human Development and Education
Human Development and Family Science Enrollment Percentage**

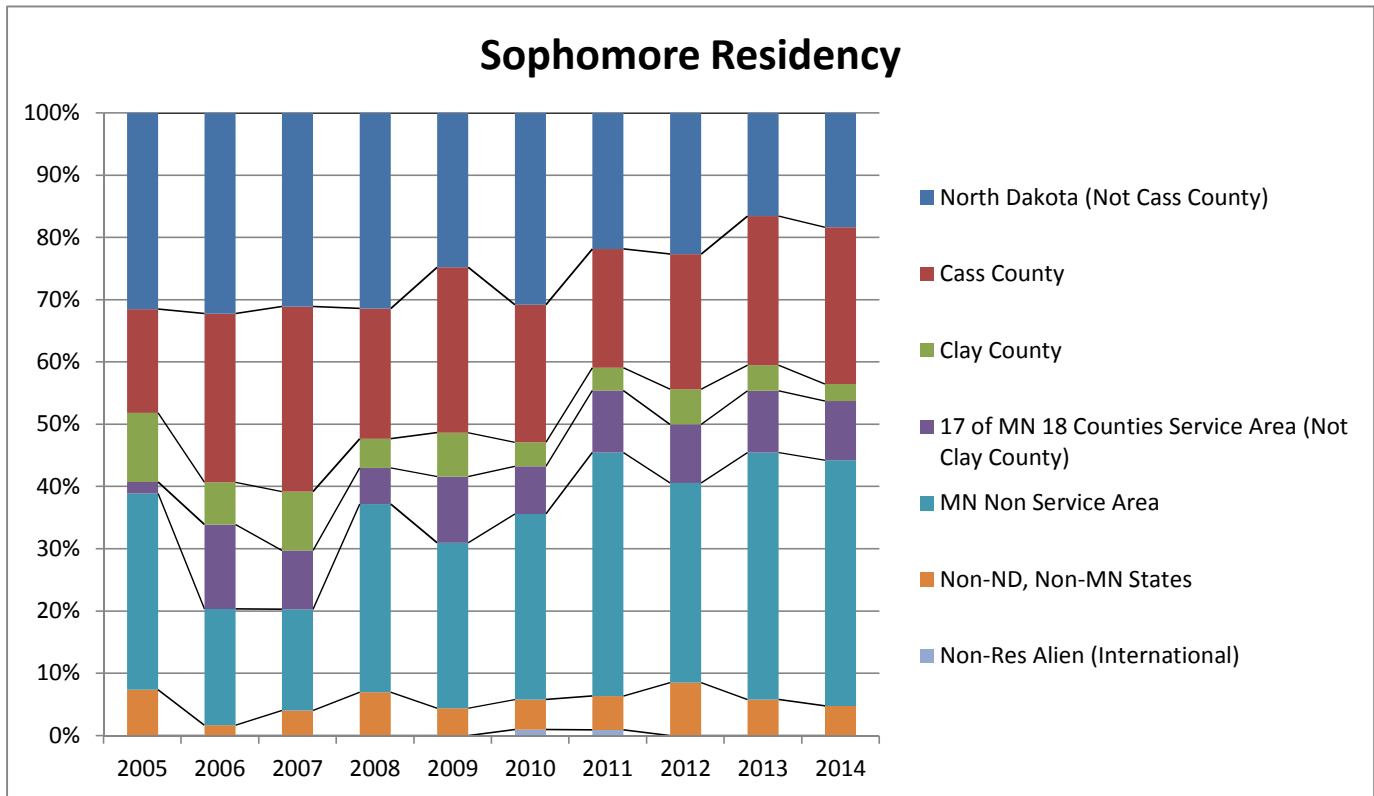


Human Development and Family Science Freshmen

	2005	2006	2007	2008	2009	2010	2011	2012	2013	2014
North Dakota (Not Cass County)	32.2%	35.8%	26.7%	24.5%	16.7%	17.7%	21.4%	17.9%	19.0%	18.0%
Cass County	18.6%	20.8%	18.3%	18.4%	18.8%	17.7%	21.4%	23.9%	24.1%	20.2%
Clay County	1.7%	5.7%	10.0%	6.1%	4.2%	3.2%	3.6%	6.0%	5.1%	9.0%
17 of MN 18 Counties Service Area (Not Clay County)	15.3%	7.5%	6.7%	12.2%	20.8%	8.1%	7.1%	7.5%	5.1%	9.0%
MN Non Service Area	25.4%	26.4%	28.3%	32.7%	33.3%	48.4%	39.3%	40.3%	39.2%	40.4%
Non-ND, Non-MN States	5.1%	3.8%	8.3%	4.1%	6.3%	3.2%	7.1%	4.5%	7.6%	2.2%
Non-Res Alien (International)	1.7%	0.0%	1.7%	2.0%	0.0%	1.6%	0.0%	0.0%	0.0%	1.1%
Total	100.0%	100.0%	100.0%	100.0%	100.0%	100.0%	100.0%	100.0%	100.0%	100.0%
Total Students	59	53	60	49	48	62	56	67	79	89
Percentage of Total UG Students	23.7%	20.9%	20.8%	16.4%	13.3%	14.6%	12.0%	13.7%	15.0%	16.5%

Note: Official Fall 4th Week Enrollment Census Data and residency means native ('home address') residency, i.e., NOT 'tuition' residency.

North Dakota State University
College of Human Development and Education
Human Development and Family Science Enrollment Percentage



Human Development and Family Science Sophomore

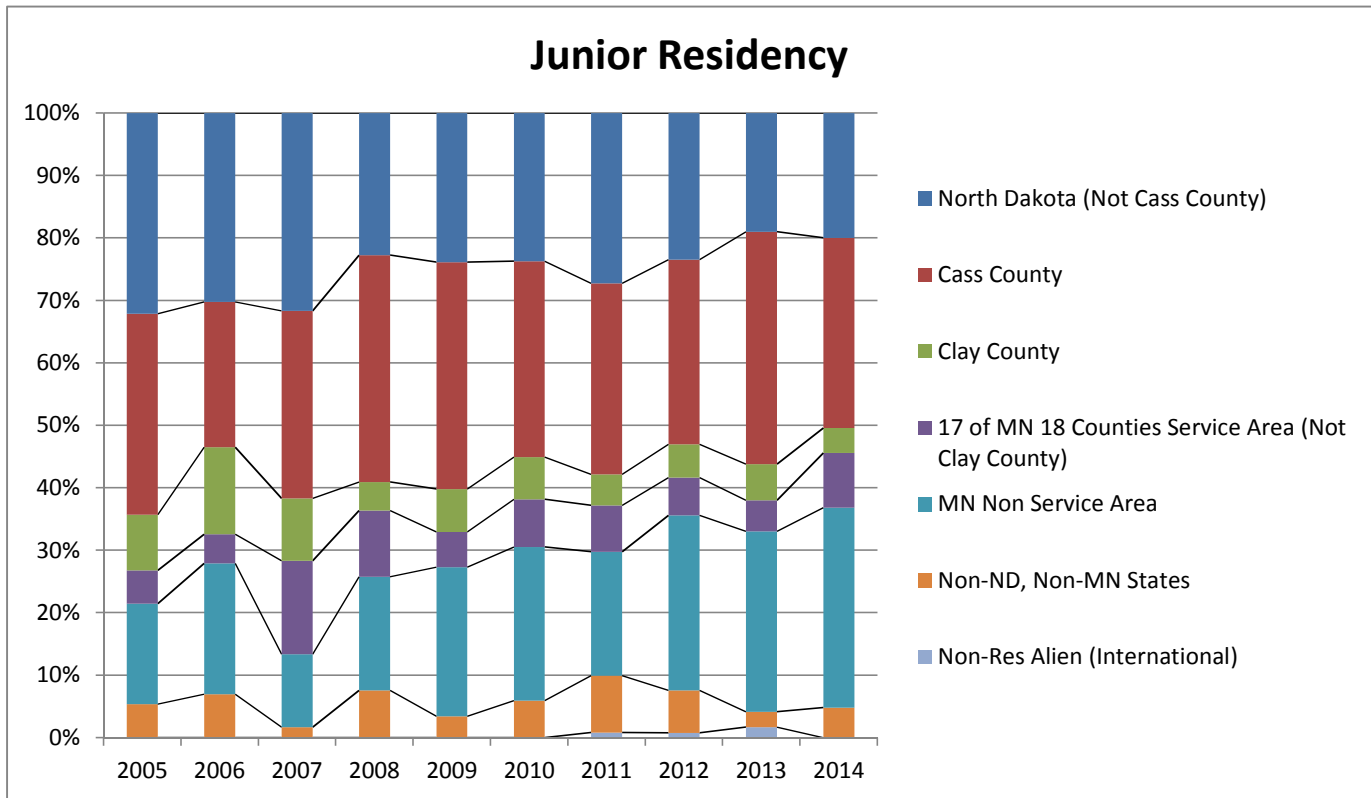
	2005	2006	2007	2008	2009	2010	2011	2012	2013	2014
North Dakota (Not Cass County)	31.5%	32.2%	31.1%	31.4%	24.8%	30.8%	21.8%	22.6%	16.5%	18.4%
Cass County	16.7%	27.1%	29.7%	20.9%	26.5%	22.1%	19.1%	21.7%	24.0%	25.2%
Clay County	11.1%	6.8%	9.5%	4.7%	7.1%	3.8%	3.6%	5.7%	4.1%	2.7%
17 of MN 18 Counties Service Area (Not Clay County)	1.9%	13.6%	9.5%	5.8%	10.6%	7.7%	10.0%	9.4%	9.9%	9.5%
MN Non Service Area	31.5%	18.6%	16.2%	30.2%	26.5%	29.8%	39.1%	32.1%	39.7%	39.5%
Non-ND, Non-MN States	7.4%	1.7%	4.1%	7.0%	4.4%	4.8%	5.5%	8.5%	5.8%	4.8%
Non-Res Alien (International)	0.0%	0.0%	0.0%	0.0%	0.0%	1.0%	0.9%	0.0%	0.0%	0.0%
Total	100.0%	100.0%	100.0%	100.0%	100.0%	100.0%	100.0%	100.0%	100.0%	100.0%

Total Students 54 59 74 86 113 104 110 106 121 147

Percentage of Total UG Students 21.7% 23.3% 25.7% 28.8% 31.2% 24.5% 23.6% 21.7% 23.0% 27.2%

Note: Official Fall 4th Week Enrollment Census Data and residency means native ('home address') residency, i.e., NOT 'tuition' residency.

**North Dakota State University
College of Human Development and Education
Human Development and Family Science Enrollment Percentage**



Human Development and Family Science Junior

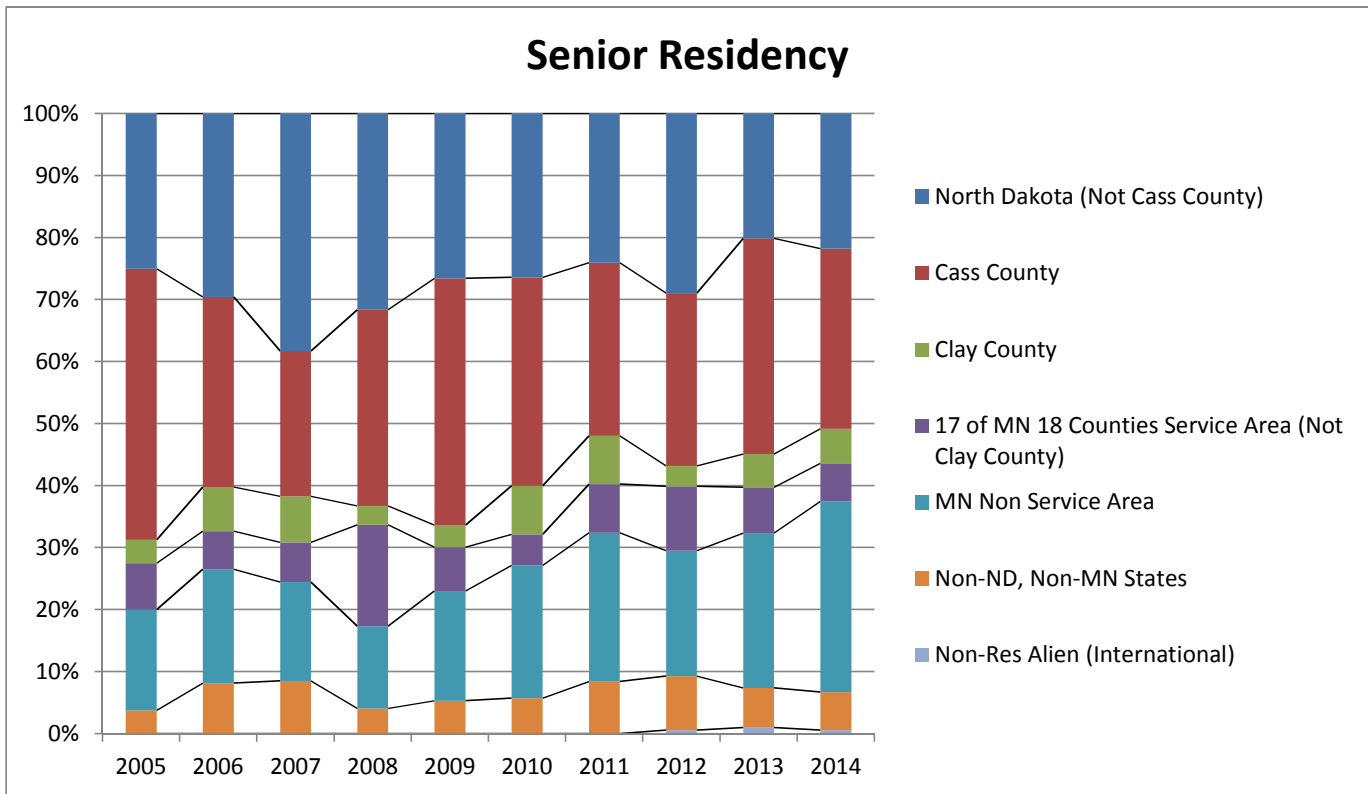
	2005	2006	2007	2008	2009	2010	2011	2012	2013	2014
North Dakota (Not Cass County)	32.1%	30.2%	31.7%	22.7%	23.9%	23.7%	27.3%	23.5%	19.0%	20.0%
Cass County	32.1%	23.3%	30.0%	36.4%	36.4%	31.4%	30.6%	29.5%	37.2%	30.4%
Clay County	8.9%	14.0%	10.0%	4.5%	6.8%	6.8%	5.0%	5.3%	5.8%	4.0%
17 of MN 18 Counties Service Area (Not Clay County)	5.4%	4.7%	15.0%	10.6%	5.7%	7.6%	7.4%	6.1%	5.0%	8.8%
MN Non Service Area	16.1%	20.9%	11.7%	18.2%	23.9%	24.6%	19.8%	28.0%	28.9%	32.0%
Non-ND, Non-MN States	5.4%	7.0%	1.7%	7.6%	3.4%	5.9%	9.1%	6.8%	2.5%	4.8%
Non-Res Alien (International)	0.0%	0.0%	0.0%	0.0%	0.0%	0.0%	0.8%	0.8%	1.7%	0.0%
Total	100.0%	100.0%	100.0%	100.0%	100.0%	100.0%	100.0%	100.0%	100.0%	100.0%

Total Students 56 43 60 66 88 118 121 132 121 125

Percentage of Total UG Students 22.5% 17.0% 20.8% 22.1% 24.3% 27.8% 26.0% 27.0% 23.0% 23.1%

Note: Official Fall 4th Week Enrollment Census Data and residency means native ('home address') residency, i.e., NOT 'tuition' residency.

North Dakota State University
College of Human Development and Education
Human Development and Family Science Enrollment Percentage



Human Development and Family Science Senior

	2005	2006	2007	2008	2009	2010	2011	2012	2013	2014
North Dakota (Not Cass County)	25.0%	29.6%	38.3%	31.6%	26.5%	26.4%	24.0%	29.0%	20.1%	21.8%
Cass County	43.8%	30.6%	23.4%	31.6%	39.8%	33.6%	27.9%	27.9%	34.8%	29.1%
Clay County	3.8%	7.1%	7.4%	3.1%	3.5%	7.9%	7.8%	3.3%	5.4%	5.6%
17 of MN 18 Counties Service Area (Not Clay County)	7.5%	6.1%	6.4%	16.3%	7.1%	5.0%	7.8%	10.4%	7.4%	6.1%
MN Non Service Area	16.3%	18.4%	16.0%	13.3%	17.7%	21.4%	24.0%	20.2%	25.0%	30.7%
Non-ND, Non-MN States	3.8%	8.2%	8.5%	4.1%	5.3%	5.7%	8.4%	8.7%	6.4%	6.1%
Non-Res Alien (International)	0.0%	0.0%	0.0%	0.0%	0.0%	0.0%	0.0%	0.5%	1.0%	0.6%
Total	100.0%	100.0%	100.0%	100.0%	100.0%	100.0%	100.0%	100.0%	100.0%	100.0%
Total Students	80	98	94	98	113	140	179	183	204	179
Percentage of Total UG Students	32.1%	38.7%	32.6%	32.8%	31.2%	33.0%	38.4%	37.5%	38.9%	33.1%

Note: Official Fall 4th Week Enrollment Census Data and residency means native ('home address') residency, i.e., NOT 'tuition' residency.