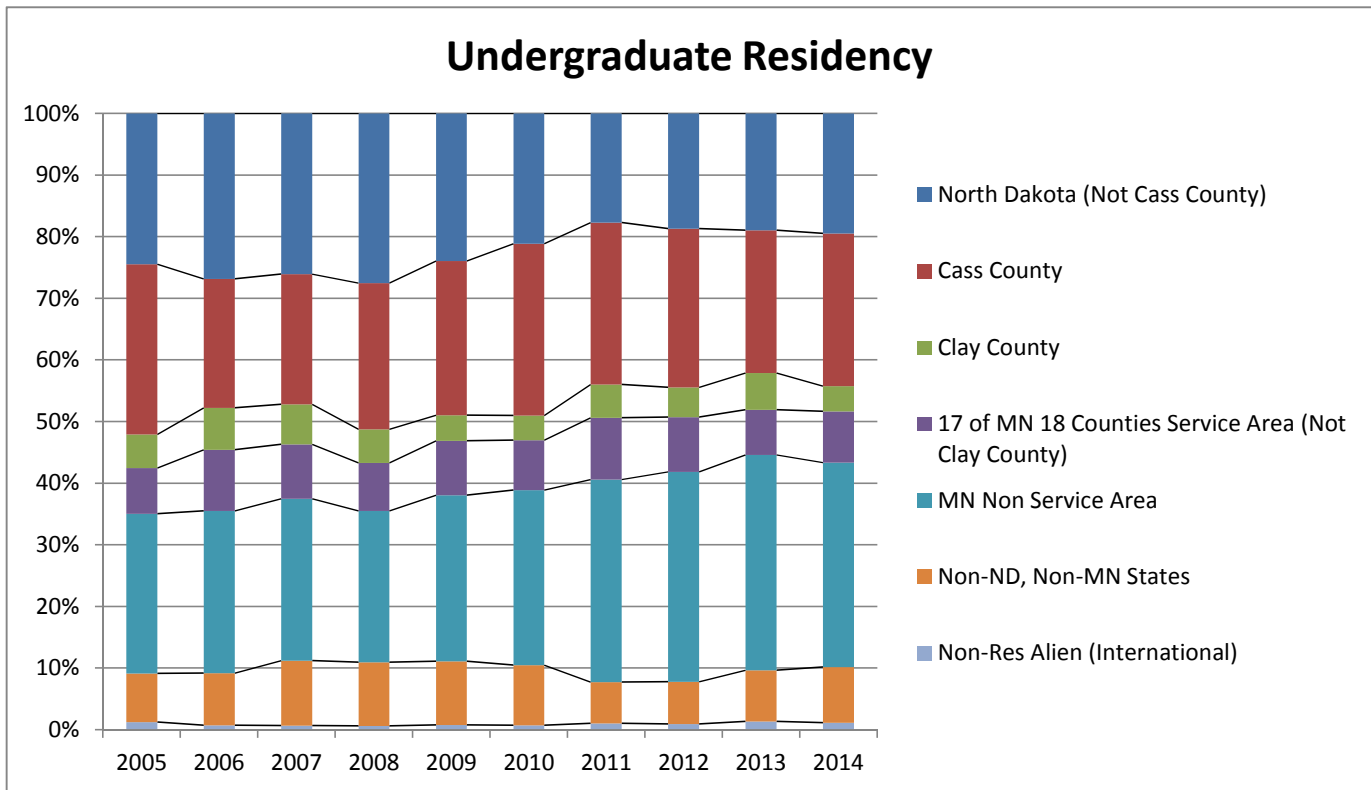


North Dakota State University
College of Human Development and Education
Health, Nutrition, and Exercise Sciences Enrollment Percentage

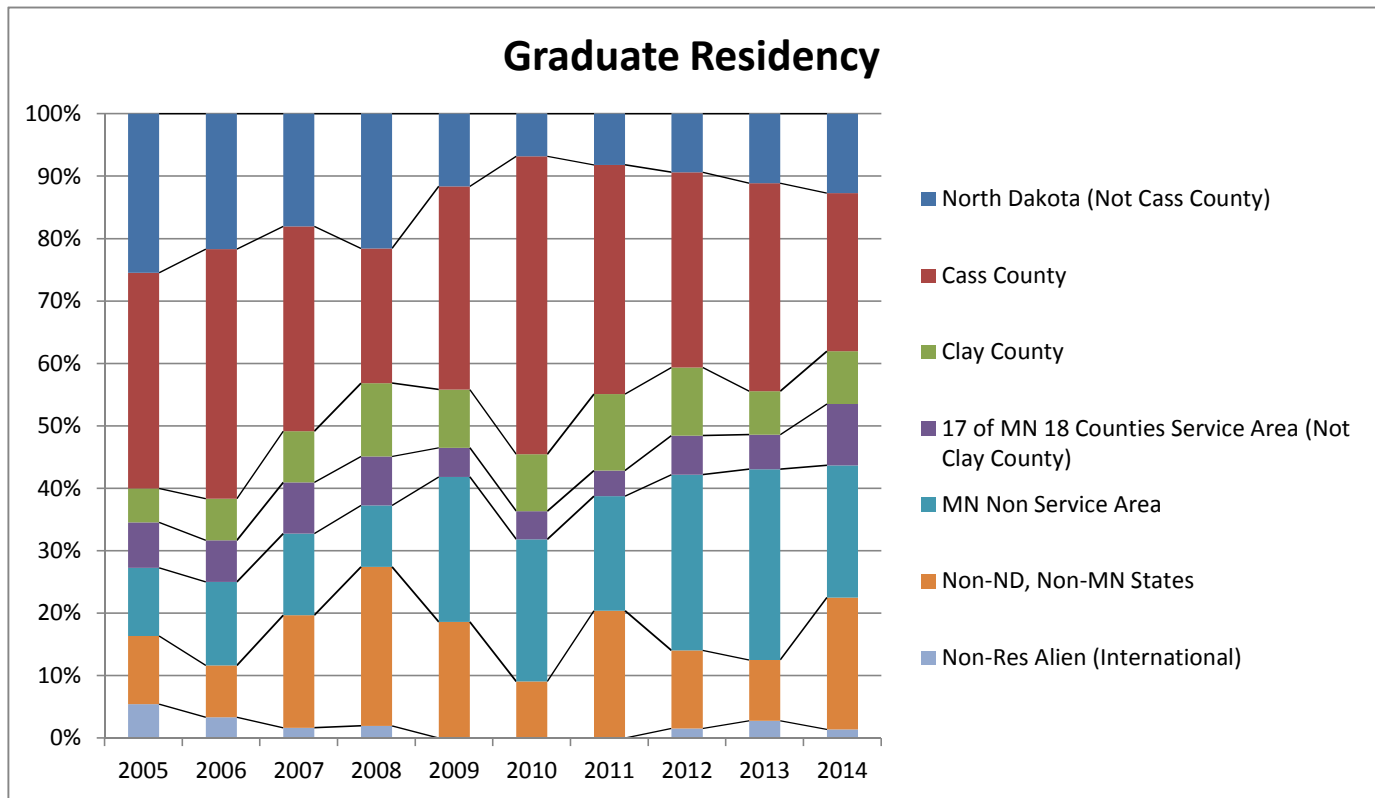


Health, Nutrition, and Exercise Sciences Undergraduate

	2005	2006	2007	2008	2009	2010	2011	2012	2013	2014
North Dakota (Not Cass County)	24.4%	26.8%	26.1%	27.5%	23.9%	21.1%	17.7%	18.7%	18.9%	19.4%
Cass County	27.7%	20.9%	21.1%	23.7%	25.0%	27.9%	26.3%	25.7%	23.2%	24.8%
Clay County	5.4%	6.8%	6.5%	5.5%	4.1%	4.0%	5.4%	4.8%	6.0%	4.1%
17 of MN 18 Counties Service Area (Not Clay County)	7.4%	9.9%	8.8%	7.8%	8.9%	8.1%	10.0%	8.9%	7.3%	8.3%
MN Non Service Area	25.9%	26.4%	26.3%	24.6%	26.9%	28.4%	32.9%	34.1%	34.9%	33.1%
Non-ND, Non-MN States	7.9%	8.5%	10.6%	10.3%	10.4%	9.7%	6.7%	6.9%	8.3%	9.1%
Non-Res Alien (International)	1.2%	0.7%	0.6%	0.6%	0.8%	0.7%	1.0%	0.9%	1.4%	1.1%
Total	100.0%	100.0%	100.0%	100.0%	100.0%	100.0%	100.0%	100.0%	100.0%	100.0%
Total Students	405	425	464	476	531	545	480	540	518	540
Percentage of Total Students	88.0%	87.6%	88.4%	90.3%	92.5%	92.5%	90.7%	89.4%	87.8%	88.4%

Note: Official Fall 4th Week Enrollment Census Data and residency means native ('home address') residency, i.e., NOT 'tuition' residency.

North Dakota State University
College of Human Development and Education
Health, Nutrition, and Exercise Sciences Enrollment Percentage

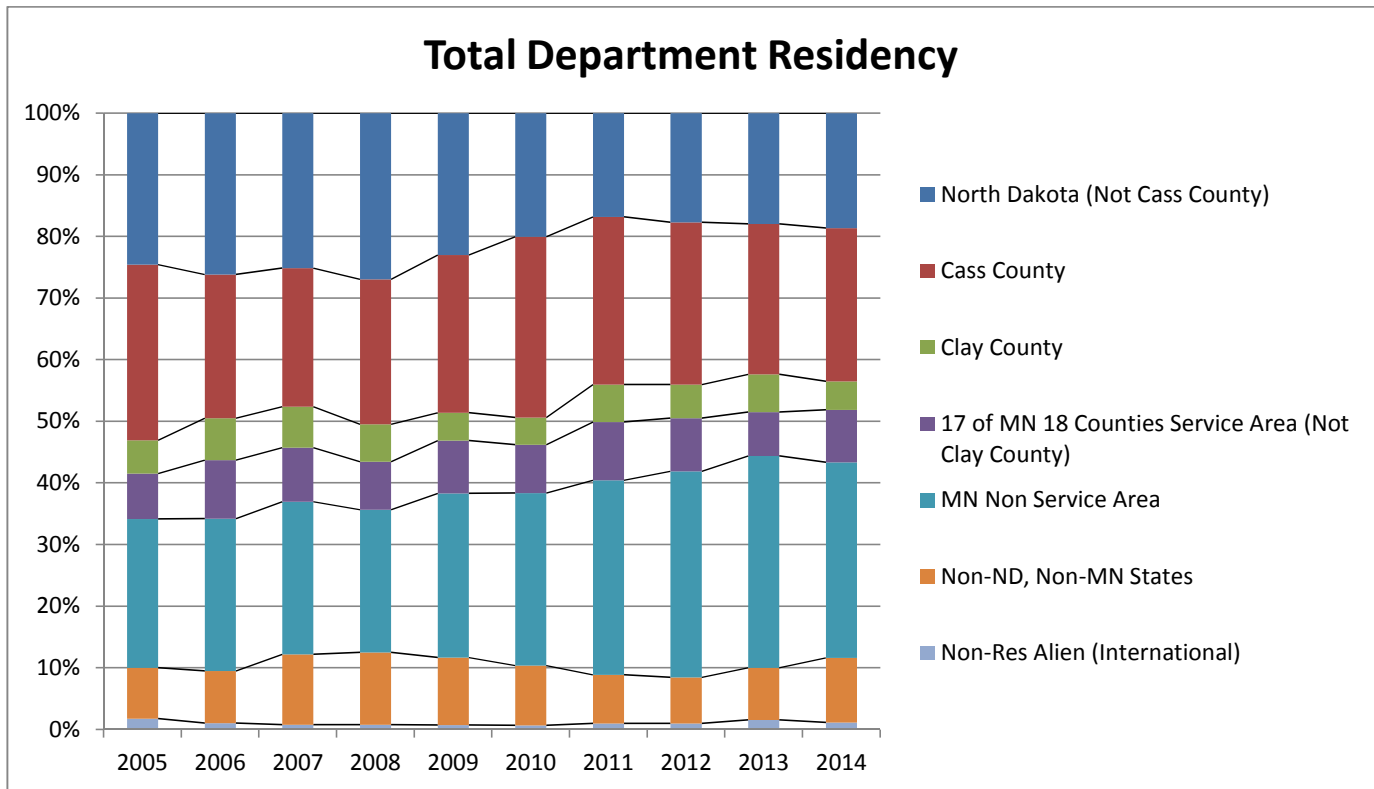


Health, Nutrition, and Exercise Sciences Graduate

	2005	2006	2007	2008	2009	2010	2011	2012	2013	2014
North Dakota (Not Cass County)	25.5%	21.7%	18.0%	21.6%	11.6%	6.8%	8.2%	9.4%	11.1%	12.7%
Cass County	34.5%	40.0%	32.8%	21.6%	32.6%	47.7%	36.7%	31.3%	33.3%	25.4%
Clay County	5.5%	6.7%	8.2%	11.8%	9.3%	9.1%	12.2%	10.9%	6.9%	8.5%
17 of MN 18 Counties Service Area (Not Clay County)	7.3%	6.7%	8.2%	7.8%	4.7%	4.5%	4.1%	6.3%	5.6%	9.9%
MN Non Service Area	10.9%	13.3%	13.1%	9.8%	23.3%	22.7%	18.4%	28.1%	30.6%	21.1%
Non-ND, Non-MN States	10.9%	8.3%	18.0%	25.5%	18.6%	9.1%	20.4%	12.5%	9.7%	21.1%
Non-Res Alien (International)	5.5%	3.3%	1.6%	2.0%	0.0%	0.0%	0.0%	1.6%	2.8%	1.4%
Total	100.0%	100.0%	100.0%	100.0%	100.0%	100.0%	100.0%	100.0%	100.0%	100.0%
Total Students	55	60	61	51	43	44	49	64	72	71
Percentage of Total Students	12.0%	12.4%	11.6%	9.7%	7.5%	7.5%	9.3%	10.6%	12.2%	11.6%

Note: Official Fall 4th Week Enrollment Census Data and residency means native ('home address') residency, i.e., NOT 'tuition' residency.

**North Dakota State University
College of Human Development and Education
Health, Nutrition, and Exercise Sciences Enrollment Percentage**

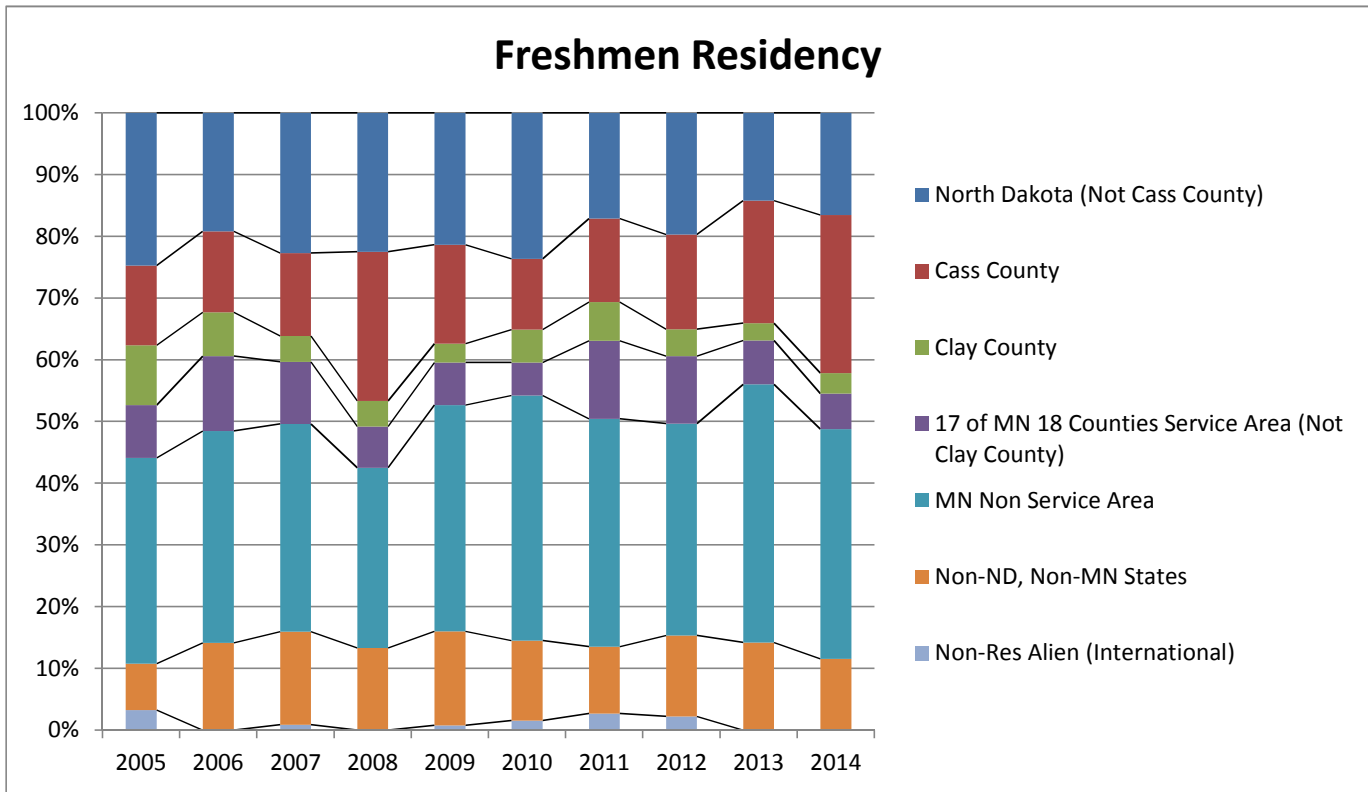


Health, Nutrition, and Exercise Sciences

	2005	2006	2007	2008	2009	2010	2011	2012	2013	2014
North Dakota (Not Cass County)	24.6%	26.2%	25.1%	26.9%	23.0%	20.0%	16.8%	17.7%	18.0%	18.7%
Cass County	28.5%	23.3%	22.5%	23.5%	25.6%	29.4%	27.2%	26.3%	24.4%	24.9%
Clay County	5.4%	6.8%	6.7%	6.1%	4.5%	4.4%	6.0%	5.5%	6.1%	4.6%
17 of MN 18 Counties Service Area (Not Clay County)	7.4%	9.5%	8.8%	7.8%	8.5%	7.8%	9.5%	8.6%	7.1%	8.5%
MN Non Service Area	24.1%	24.7%	24.8%	23.1%	26.7%	28.0%	31.6%	33.4%	34.4%	31.8%
Non-ND, Non-MN States	8.3%	8.5%	11.4%	11.8%	11.0%	9.7%	7.9%	7.5%	8.5%	10.5%
Non-Res Alien (International)	1.7%	1.0%	0.8%	0.8%	0.7%	0.7%	0.9%	1.0%	1.5%	1.1%
Total	100.0%	100.0%	100.0%	100.0%	100.0%	100.0%	100.0%	100.0%	100.0%	100.0%
Total Students	460	485	525	527	574	589	529	604	590	611
Percentage of Total Students	100.0%	100.0%	100.0%	100.0%	100.0%	100.0%	100.0%	100.0%	100.0%	100.0%

Note: Official Fall 4th Week Enrollment Census Data and residency means native ('home address') residency, i.e., NOT 'tuition' residency.

North Dakota State University
College of Human Development and Education
Health, Nutrition, and Exercise Sciences Enrollment Percentage



Health, Nutrition, and Exercise Sciences Freshmen

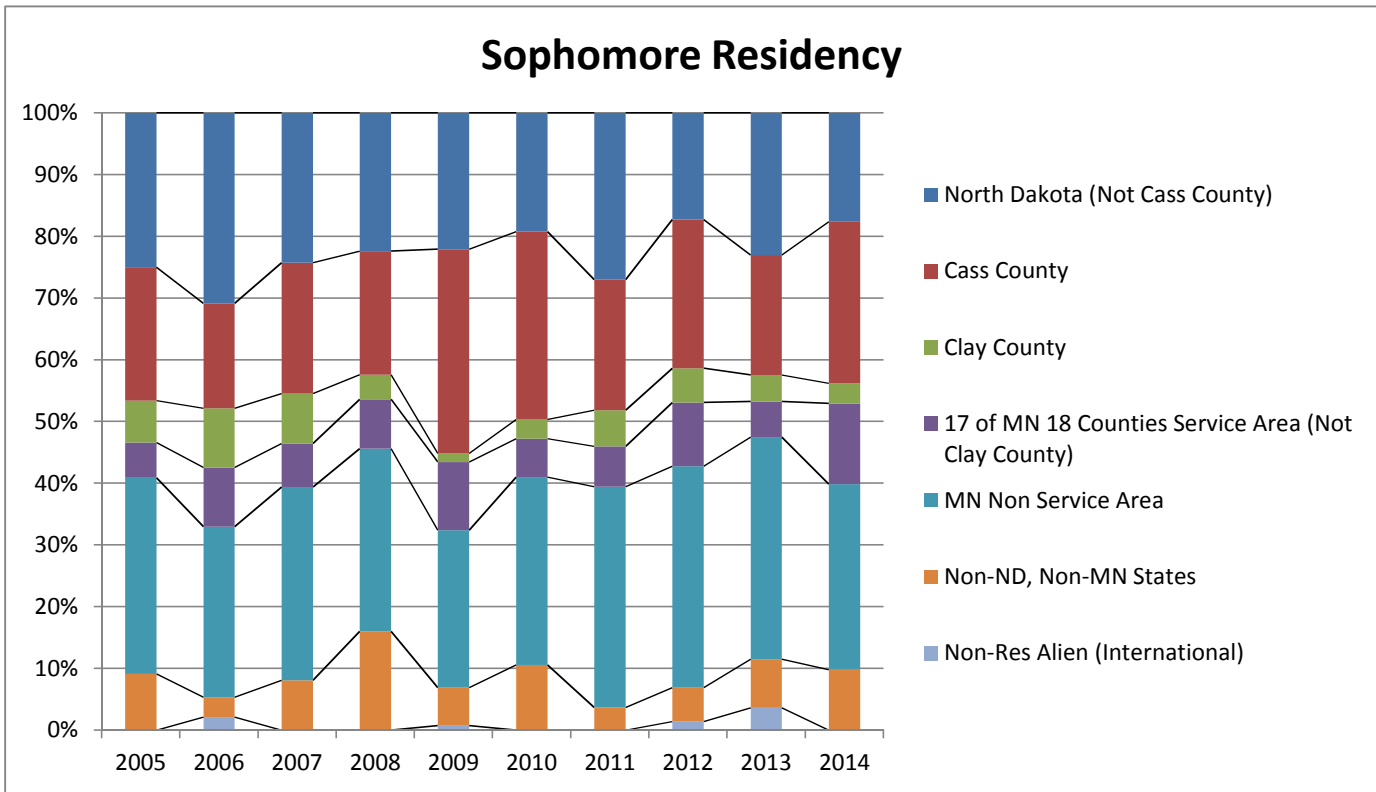
	2005	2006	2007	2008	2009	2010	2011	2012	2013	2014
North Dakota (Not Cass County)	24.7%	19.2%	22.7%	22.5%	21.4%	23.7%	17.1%	19.7%	14.2%	16.5%
Cass County	12.9%	13.1%	13.4%	24.2%	16.0%	11.5%	13.5%	15.3%	19.9%	25.6%
Clay County	9.7%	7.1%	4.2%	4.2%	3.1%	5.3%	6.3%	4.4%	2.8%	3.3%
17 of MN 18 Counties Service Area (Not Clay County)	8.6%	12.1%	10.1%	6.7%	6.9%	5.3%	12.6%	10.9%	7.1%	5.8%
MN Non Service Area	33.3%	34.3%	33.6%	29.2%	36.6%	39.7%	36.9%	34.3%	41.8%	37.2%
Non-ND, Non-MN States	7.5%	14.1%	15.1%	13.3%	15.3%	13.0%	10.8%	13.1%	14.2%	11.6%
Non-Res Alien (International)	3.2%	0.0%	0.8%	0.0%	0.8%	1.5%	2.7%	2.2%	0.0%	0.0%
Total	100.0%	100.0%	100.0%	100.0%	100.0%	100.0%	100.0%	100.0%	100.0%	100.0%

Total Students 93 99 119 120 131 131 111 137 141 121

Percentage of Total UG Students 23.0% 23.3% 25.6% 25.2% 24.7% 24.0% 23.1% 25.4% 27.2% 22.4%

Note: Official Fall 4th Week Enrollment Census Data and residency means native ('home address') residency, i.e., NOT 'tuition' residency.

North Dakota State University
College of Human Development and Education
Health, Nutrition, and Exercise Sciences Enrollment Percentage

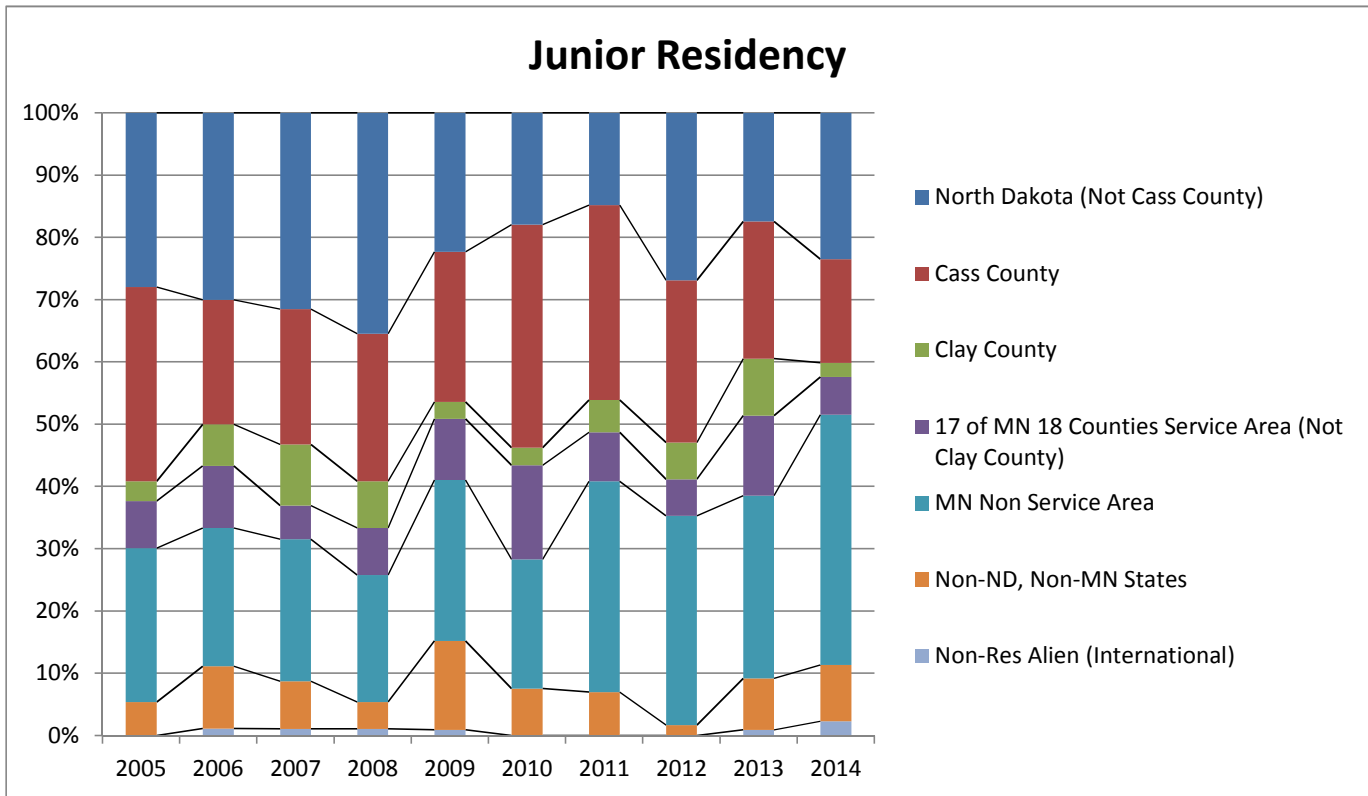


Health, Nutrition, and Exercise Sciences Sophomore

	2005	2006	2007	2008	2009	2010	2011	2012	2013	2014
North Dakota (Not Cass County)	25.0%	30.9%	24.2%	22.4%	22.1%	19.3%	27.0%	17.2%	23.0%	17.6%
Cass County	21.6%	17.0%	21.2%	20.0%	33.1%	30.4%	21.2%	24.1%	19.4%	26.1%
Clay County	6.8%	9.6%	8.1%	4.0%	1.4%	3.1%	5.8%	5.5%	4.3%	3.3%
17 of MN 18 Counties Service Area (Not Clay County)	5.7%	9.6%	7.1%	8.0%	11.0%	6.2%	6.6%	10.3%	5.8%	13.1%
MN Non Service Area	31.8%	27.7%	31.3%	29.6%	25.5%	30.4%	35.8%	35.9%	36.0%	30.1%
Non-ND, Non-MN States	9.1%	3.2%	8.1%	16.0%	6.2%	10.6%	3.6%	5.5%	7.9%	9.8%
Non-Res Alien (International)	0.0%	2.1%	0.0%	0.0%	0.7%	0.0%	0.0%	1.4%	3.6%	0.0%
Total	100.0%	100.0%	100.0%	100.0%	100.0%	100.0%	100.0%	100.0%	100.0%	100.0%
Total Students	88	94	99	125	145	161	137	145	139	153
Percentage of Total UG Students	21.7%	22.1%	21.3%	26.3%	27.3%	29.5%	28.5%	26.9%	26.8%	28.3%

Note: Official Fall 4th Week Enrollment Census Data and residency means native ('home address') residency, i.e., NOT 'tuition' residency.

North Dakota State University
College of Human Development and Education
Health, Nutrition, and Exercise Sciences Enrollment Percentage



Health, Nutrition, and Exercise Sciences Junior

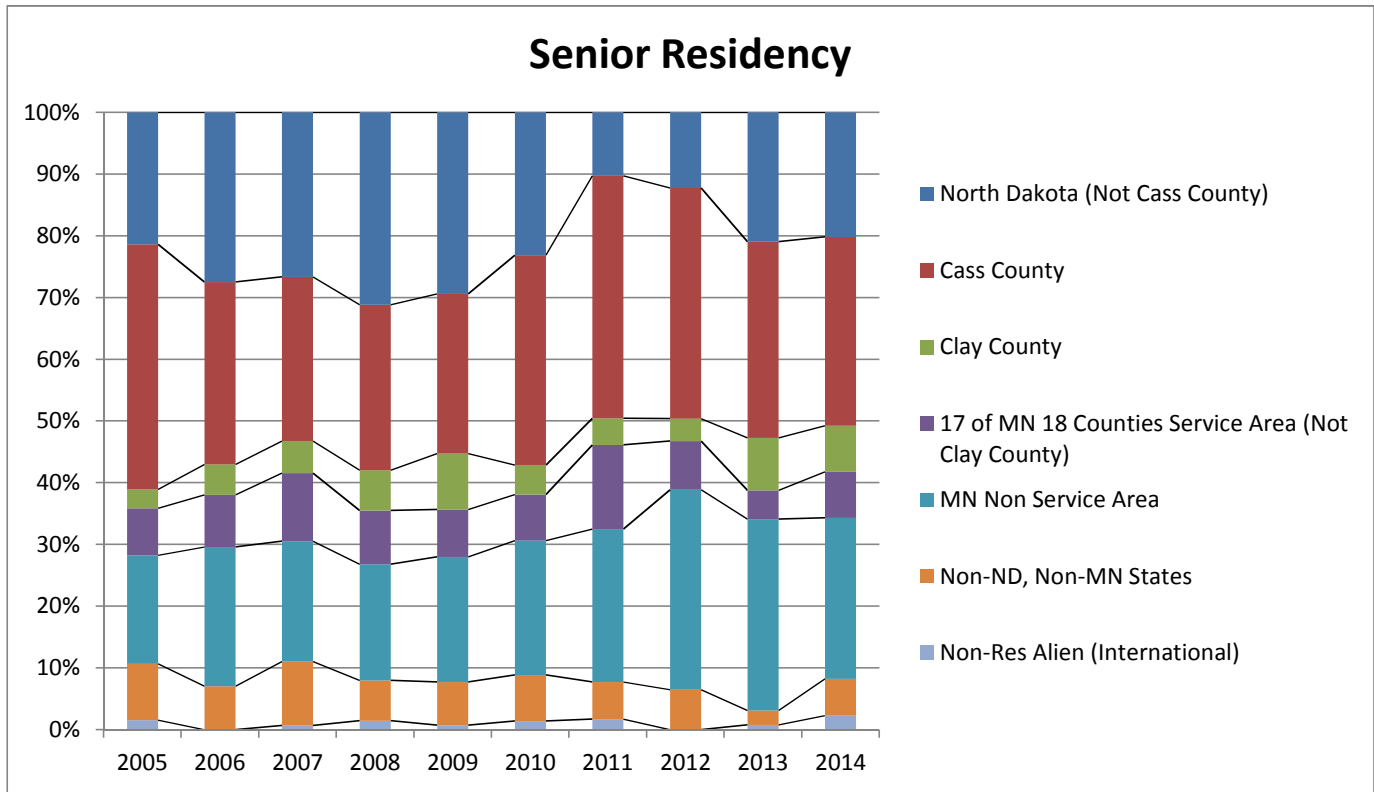
	2005	2006	2007	2008	2009	2010	2011	2012	2013	2014
North Dakota (Not Cass County)	28.0%	30.0%	31.5%	35.5%	22.3%	17.9%	14.8%	26.9%	17.4%	23.5%
Cass County	31.2%	20.0%	21.7%	23.7%	24.1%	35.8%	31.3%	26.1%	22.0%	16.7%
Clay County	3.2%	6.7%	9.8%	7.5%	2.7%	2.8%	5.2%	5.9%	9.2%	2.3%
17 of MN 18 Counties Service Area (Not Clay County)	7.5%	10.0%	5.4%	7.5%	9.8%	15.1%	7.8%	5.9%	12.8%	6.1%
MN Non Service Area	24.7%	22.2%	22.8%	20.4%	25.9%	20.8%	33.9%	33.6%	29.4%	40.2%
Non-ND, Non-MN States	5.4%	10.0%	7.6%	4.3%	14.3%	7.5%	7.0%	1.7%	8.3%	9.1%
Non-Res Alien (International)	0.0%	1.1%	1.1%	1.1%	0.9%	0.0%	0.0%	0.0%	0.9%	2.3%
Total	100.0%	100.0%	100.0%	100.0%	100.0%	100.0%	100.0%	100.0%	100.0%	100.0%

Total Students 93 90 92 93 112 106 115 119 109 132

Percentage of Total UG Students 23.0% 21.2% 19.8% 19.5% 21.1% 19.4% 24.0% 22.0% 21.0% 24.4%

Note: Official Fall 4th Week Enrollment Census Data and residency means native ('home address') residency, i.e., NOT 'tuition' residency.

North Dakota State University
College of Human Development and Education
Health, Nutrition, and Exercise Sciences Enrollment Percentage



Health, Nutrition, and Exercise Sciences Senior

	2005	2006	2007	2008	2009	2010	2011	2012	2013	2014
North Dakota (Not Cass County)	21.4%	27.5%	26.6%	31.2%	29.4%	23.1%	10.3%	12.2%	20.9%	20.1%
Cass County	39.7%	29.6%	26.6%	26.8%	25.9%	34.0%	39.3%	37.4%	31.8%	30.6%
Clay County	3.1%	4.9%	5.2%	6.5%	9.1%	4.8%	4.3%	3.6%	8.5%	7.5%
17 of MN 18 Counties Service Area (Not Clay County)	7.6%	8.5%	11.0%	8.7%	7.7%	7.5%	13.7%	7.9%	4.7%	7.5%
MN Non Service Area	17.6%	22.5%	19.5%	18.8%	20.3%	21.8%	24.8%	32.4%	31.0%	26.1%
Non-ND, Non-MN States	9.2%	7.0%	10.4%	6.5%	7.0%	7.5%	6.0%	6.5%	2.3%	6.0%
Non-Res Alien (International)	1.5%	0.0%	0.6%	1.4%	0.7%	1.4%	1.7%	0.0%	0.8%	2.2%
Total	100.0%	100.0%	100.0%	100.0%	100.0%	100.0%	100.0%	100.0%	100.0%	100.0%
Total Students	131	142	154	138	143	147	117	139	129	134
Percentage of Total UG Students	32.3%	33.4%	33.2%	29.0%	26.9%	27.0%	24.4%	25.7%	24.9%	24.8%

Note: Official Fall 4th Week Enrollment Census Data and residency means native ('home address') residency, i.e., NOT 'tuition' residency.