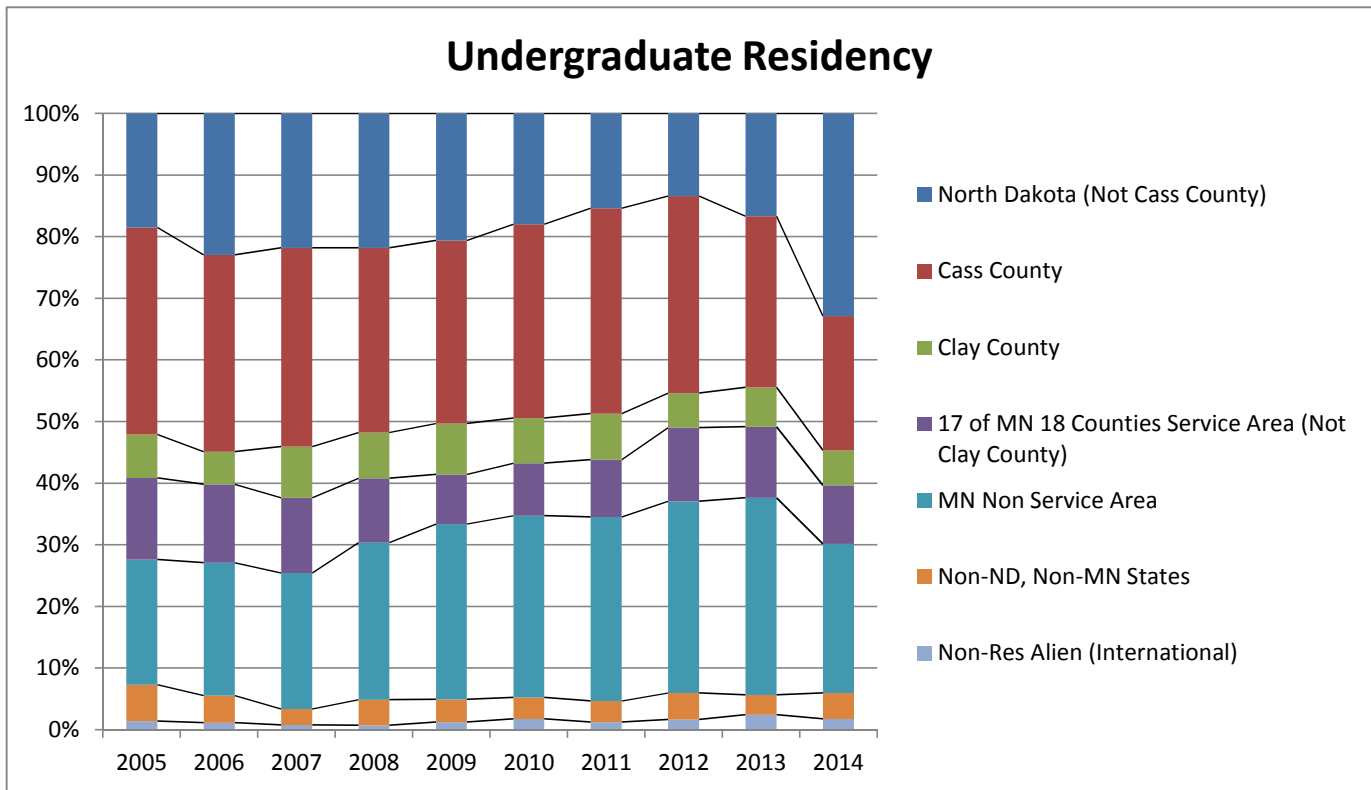


**North Dakota State University  
College of Health Professions  
Nursing Enrollment Percentage**

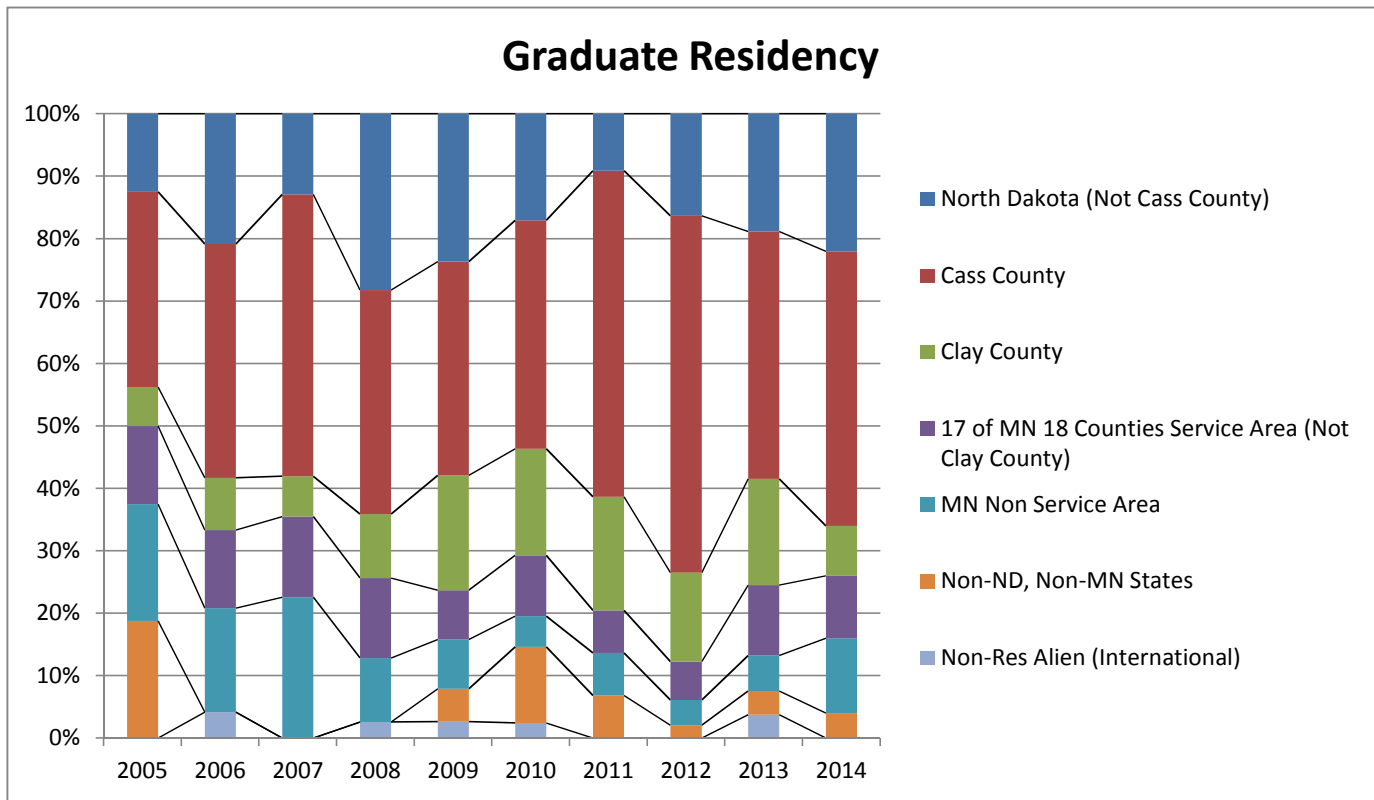


**Nursing Undergraduate**

	2005	2006	2007	2008	2009	2010	2011	2012	2013	2014
North Dakota (Not Cass County)	18.5%	22.9%	21.8%	21.8%	20.6%	18.0%	15.4%	13.4%	16.6%	32.9%
Cass County	33.6%	31.9%	32.2%	29.9%	29.7%	31.5%	33.3%	32.0%	27.8%	21.8%
Clay County	7.1%	5.3%	8.3%	7.4%	8.2%	7.3%	7.5%	5.6%	6.4%	5.7%
17 of MN 18 Counties Service Area (Not Clay County)	13.2%	12.7%	12.2%	10.4%	8.0%	8.5%	9.3%	11.9%	11.5%	9.5%
MN Non Service Area	20.3%	21.5%	22.1%	25.5%	28.5%	29.5%	29.9%	31.1%	31.9%	24.2%
Non-ND, Non-MN States	5.9%	4.4%	2.6%	4.2%	3.7%	3.5%	3.4%	4.3%	3.2%	4.2%
Non-Res Alien (International)	1.4%	1.2%	0.8%	0.7%	1.2%	1.7%	1.2%	1.6%	2.5%	1.8%
<b>Total</b>	<b>100.0%</b>	<b>100.0%</b>	<b>100.0%</b>	<b>100.0%</b>	<b>100.0%</b>	<b>100.0%</b>	<b>100.0%</b>	<b>100.0%</b>	<b>100.0%</b>	<b>100.0%</b>
<b>Total Students</b>	<b>438</b>	<b>432</b>	<b>385</b>	<b>431</b>	<b>485</b>	<b>518</b>	<b>495</b>	<b>553</b>	<b>529</b>	<b>739</b>
<b>Percentage of Total Students</b>	<b>96.5%</b>	<b>94.7%</b>	<b>92.5%</b>	<b>91.7%</b>	<b>92.7%</b>	<b>92.7%</b>	<b>91.8%</b>	<b>91.9%</b>	<b>90.9%</b>	<b>93.7%</b>

*Note: Official Fall 4th Week Enrollment Census Data and residency means native ('home address') residency, i.e., NOT 'tuition' residency.*

**North Dakota State University  
College of Health Professions  
Nursing Enrollment Percentage**

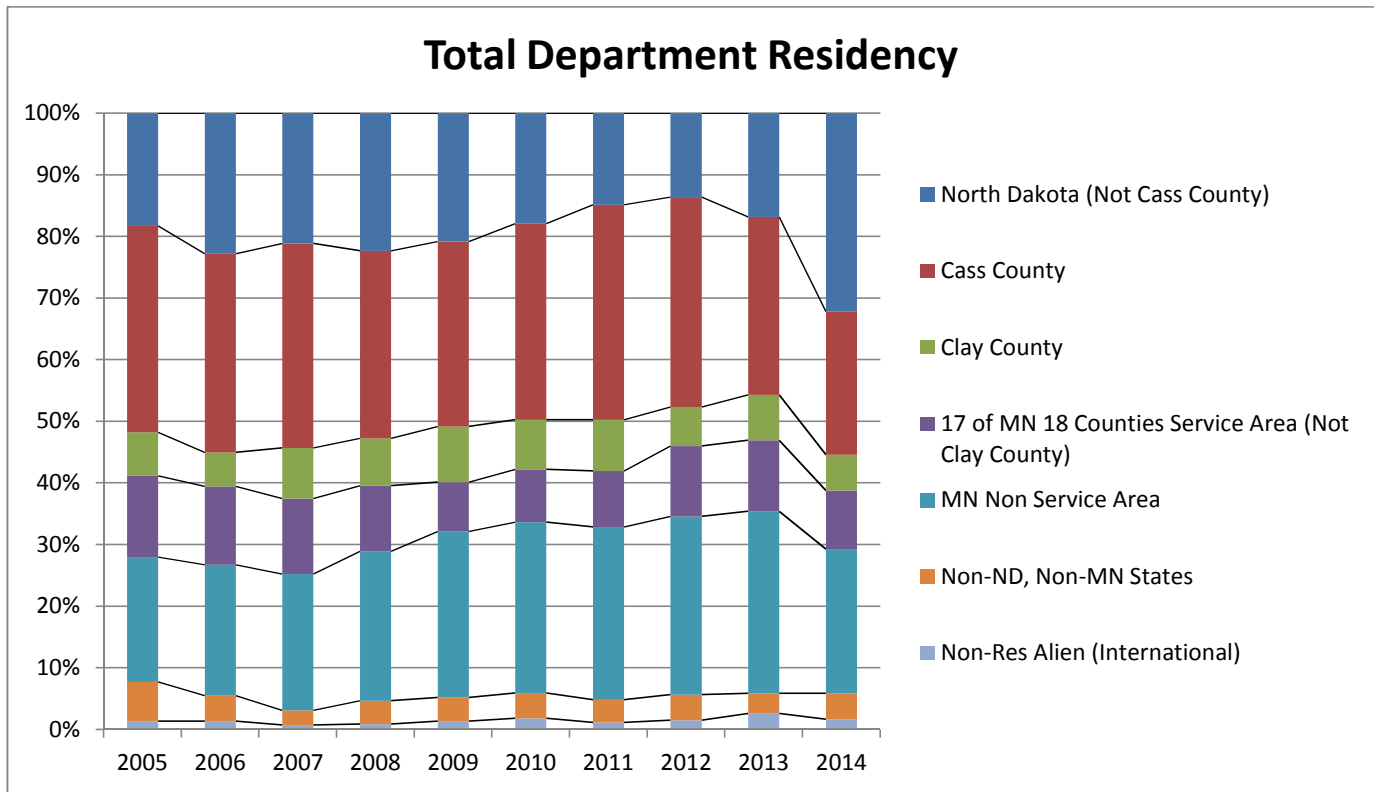


**Nursing Graduate**

	2005	2006	2007	2008	2009	2010	2011	2012	2013	2014
North Dakota (Not Cass County)	12.5%	20.8%	12.9%	28.2%	23.7%	17.1%	9.1%	16.3%	18.9%	22.0%
Cass County	31.3%	37.5%	45.2%	35.9%	34.2%	36.6%	52.3%	57.1%	39.6%	44.0%
Clay County	6.3%	8.3%	6.5%	10.3%	18.4%	17.1%	18.2%	14.3%	17.0%	8.0%
17 of MN 18 Counties Service Area (Not Clay County)	12.5%	12.5%	12.9%	12.8%	7.9%	9.8%	6.8%	6.1%	11.3%	10.0%
MN Non Service Area	18.8%	16.7%	22.6%	10.3%	7.9%	4.9%	6.8%	4.1%	5.7%	12.0%
Non-ND, Non-MN States	18.8%	0.0%	0.0%	0.0%	5.3%	12.2%	6.8%	2.0%	3.8%	4.0%
Non-Res Alien (International)	0.0%	4.2%	0.0%	2.6%	2.6%	2.4%	0.0%	0.0%	3.8%	0.0%
<b>Total</b>	<b>100.0%</b>	<b>100.0%</b>	<b>100.0%</b>	<b>100.0%</b>	<b>100.0%</b>	<b>100.0%</b>	<b>100.0%</b>	<b>100.0%</b>	<b>100.0%</b>	<b>100.0%</b>
<b>Total Students</b>	<b>16</b>	<b>24</b>	<b>31</b>	<b>39</b>	<b>38</b>	<b>41</b>	<b>44</b>	<b>49</b>	<b>53</b>	<b>50</b>
<b>Percentage of Total Students</b>	<b>3.5%</b>	<b>5.3%</b>	<b>7.5%</b>	<b>8.3%</b>	<b>7.3%</b>	<b>7.3%</b>	<b>8.2%</b>	<b>8.1%</b>	<b>9.1%</b>	<b>6.3%</b>

*Note: Official Fall 4th Week Enrollment Census Data and residency means native ('home address') residency, i.e., NOT 'tuition' residency.*

**North Dakota State University  
College of Health Professions  
Nursing Enrollment Percentage**

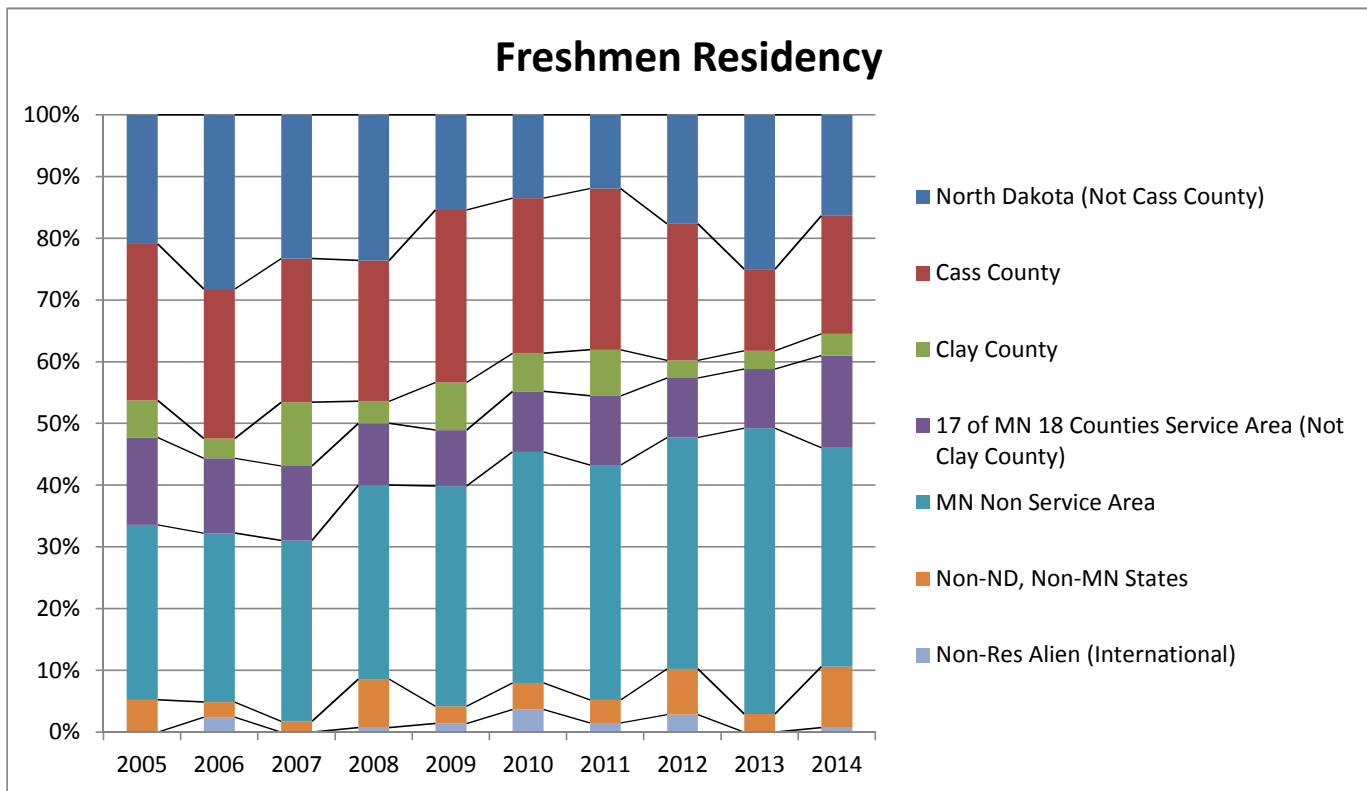


**Nursing**

	2005	2006	2007	2008	2009	2010	2011	2012	2013	2014
North Dakota (Not Cass County)	18.3%	22.8%	21.2%	22.3%	20.8%	17.9%	14.8%	13.6%	16.8%	32.2%
Cass County	33.5%	32.2%	33.2%	30.4%	30.0%	31.8%	34.9%	34.1%	28.9%	23.2%
Clay County	7.0%	5.5%	8.2%	7.7%	9.0%	8.1%	8.3%	6.3%	7.4%	5.8%
17 of MN 18 Counties Service Area (Not Clay County)	13.2%	12.7%	12.3%	10.6%	8.0%	8.6%	9.1%	11.5%	11.5%	9.5%
MN Non Service Area	20.3%	21.3%	22.1%	24.3%	27.0%	27.7%	28.0%	28.9%	29.6%	23.4%
Non-ND, Non-MN States	6.4%	4.2%	2.4%	3.8%	3.8%	4.1%	3.7%	4.2%	3.3%	4.2%
Non-Res Alien (International)	1.3%	1.3%	0.7%	0.9%	1.3%	1.8%	1.1%	1.5%	2.6%	1.6%
<b>Total</b>	<b>100.0%</b>	<b>100.0%</b>	<b>100.0%</b>	<b>100.0%</b>	<b>100.0%</b>	<b>100.0%</b>	<b>100.0%</b>	<b>100.0%</b>	<b>100.0%</b>	<b>100.0%</b>
<b>Total Students</b>	<b>454</b>	<b>456</b>	<b>416</b>	<b>470</b>	<b>523</b>	<b>559</b>	<b>539</b>	<b>602</b>	<b>582</b>	<b>789</b>
<b>Percentage of Total Students</b>	<b>100.0%</b>	<b>100.0%</b>	<b>100.0%</b>	<b>100.0%</b>	<b>100.0%</b>	<b>100.0%</b>	<b>100.0%</b>	<b>100.0%</b>	<b>100.0%</b>	<b>100.0%</b>

*Note: Official Fall 4th Week Enrollment Census Data and residency means native ('home address') residency, i.e., NOT 'tuition' residency.*

**North Dakota State University  
College of Health Professions  
Nursing Enrollment Percentage**

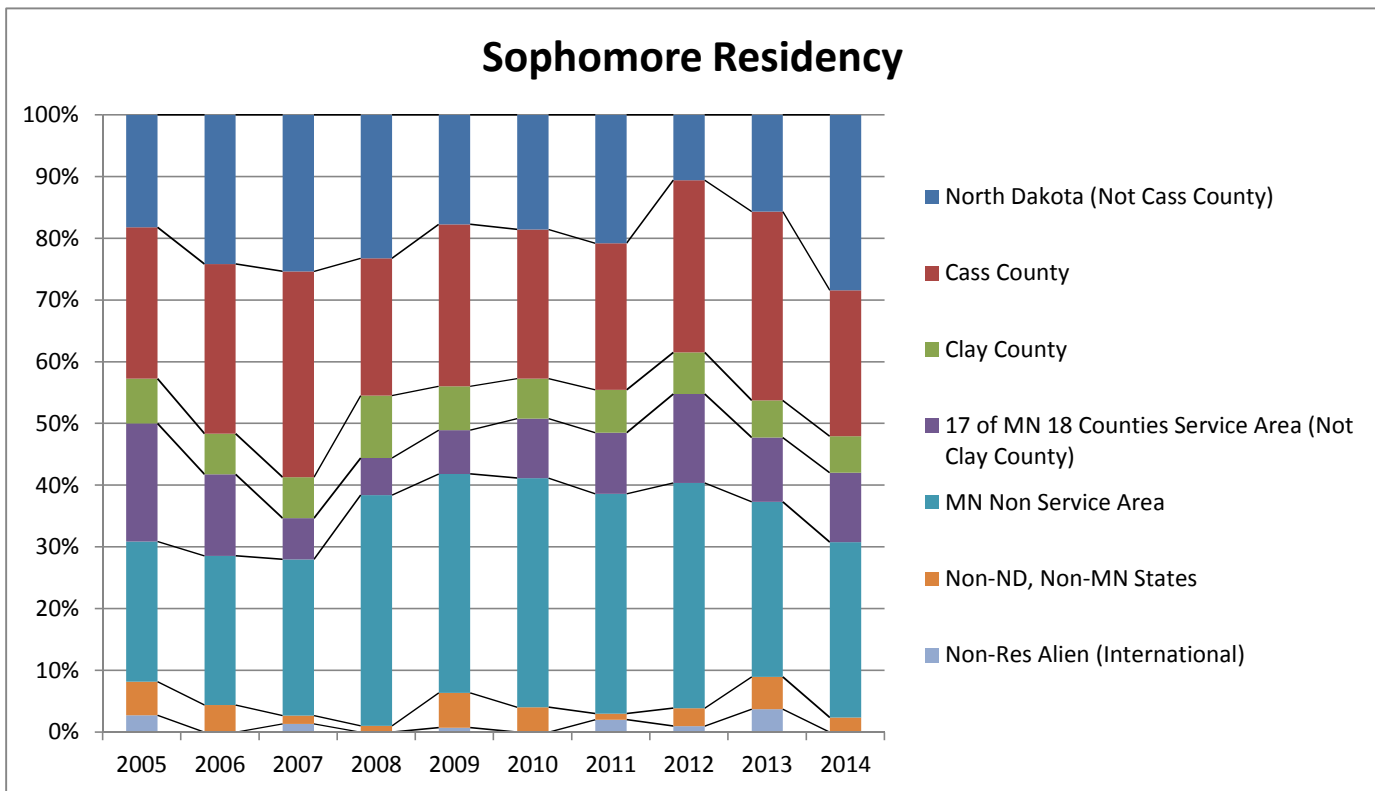


**Nursing Freshmen**

	2005	2006	2007	2008	2009	2010	2011	2012	2013	2014
North Dakota (Not Cass County)	20.9%	28.2%	23.3%	23.6%	15.4%	13.5%	11.9%	17.6%	25.0%	16.3%
Cass County	25.4%	24.2%	23.3%	22.9%	28.0%	25.2%	26.1%	22.2%	13.2%	19.1%
Clay County	6.0%	3.2%	10.3%	3.6%	7.7%	6.1%	7.5%	2.8%	2.9%	3.5%
17 of MN 18 Counties Service Area (Not Clay County)	14.2%	12.1%	12.1%	10.0%	9.1%	9.8%	11.2%	9.7%	9.6%	14.9%
MN Non Service Area	28.4%	27.4%	29.3%	31.4%	35.7%	37.4%	38.1%	37.5%	46.3%	35.5%
Non-ND, Non-MN States	5.2%	2.4%	1.7%	7.9%	2.8%	4.3%	3.7%	7.4%	2.9%	9.9%
Non-Res Alien (International)	0.0%	2.4%	0.0%	0.7%	1.4%	3.7%	1.5%	2.8%	0.0%	0.7%
<b>Total</b>	<b>100.0%</b>	<b>100.0%</b>	<b>100.0%</b>	<b>100.0%</b>	<b>100.0%</b>	<b>100.0%</b>	<b>100.0%</b>	<b>100.0%</b>	<b>100.0%</b>	<b>100.0%</b>
<b>Total Students</b>	<b>134</b>	<b>124</b>	<b>116</b>	<b>140</b>	<b>143</b>	<b>163</b>	<b>134</b>	<b>176</b>	<b>136</b>	<b>141</b>
<b>Percentage of Total UG Students</b>	<b>30.6%</b>	<b>28.7%</b>	<b>30.1%</b>	<b>32.5%</b>	<b>29.5%</b>	<b>31.5%</b>	<b>27.1%</b>	<b>31.8%</b>	<b>25.7%</b>	<b>19.1%</b>

*Note: Official Fall 4th Week Enrollment Census Data and residency means native ('home address') residency, i.e., NOT 'tuition' residency.*

**North Dakota State University  
College of Health Professions  
Nursing Enrollment Percentage**

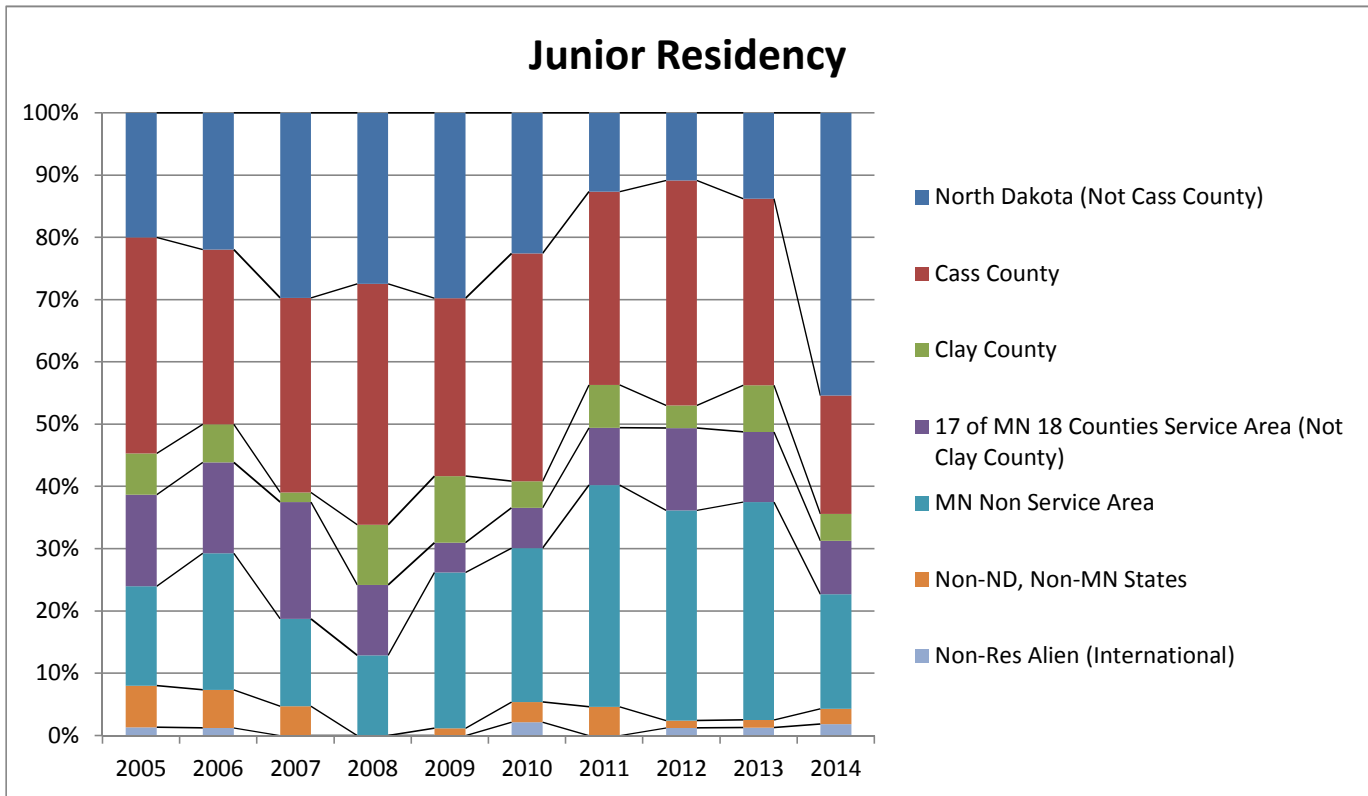


**Nursing Sophomore**

	2005	2006	2007	2008	2009	2010	2011	2012	2013	2014
North Dakota (Not Cass County)	18.2%	24.2%	25.3%	23.2%	17.7%	18.5%	20.8%	10.6%	15.7%	28.4%
Cass County	24.5%	27.5%	33.3%	22.2%	26.2%	24.2%	23.8%	27.9%	30.6%	23.7%
Clay County	7.3%	6.6%	6.7%	10.1%	7.1%	6.5%	6.9%	6.7%	6.0%	5.9%
17 of MN 18 Counties Service Area (Not Clay County)	19.1%	13.2%	6.7%	6.1%	7.1%	9.7%	9.9%	14.4%	10.4%	11.2%
MN Non Service Area	22.7%	24.2%	25.3%	37.4%	35.5%	37.1%	35.6%	36.5%	28.4%	28.4%
Non-ND, Non-MN States	5.5%	4.4%	1.3%	1.0%	5.7%	4.0%	1.0%	2.9%	5.2%	2.4%
Non-Res Alien (International)	2.7%	0.0%	1.3%	0.0%	0.7%	0.0%	2.0%	1.0%	3.7%	0.0%
<b>Total</b>	<b>100.0%</b>	<b>100.0%</b>	<b>100.0%</b>	<b>100.0%</b>	<b>100.0%</b>	<b>100.0%</b>	<b>100.0%</b>	<b>100.0%</b>	<b>100.0%</b>	<b>100.0%</b>
<b>Total Students</b>	<b>110</b>	<b>91</b>	<b>75</b>	<b>99</b>	<b>141</b>	<b>124</b>	<b>101</b>	<b>104</b>	<b>134</b>	<b>169</b>
<b>Percentage of Total UG Students</b>	<b>25.1%</b>	<b>21.1%</b>	<b>19.5%</b>	<b>23.0%</b>	<b>29.1%</b>	<b>23.9%</b>	<b>20.4%</b>	<b>18.8%</b>	<b>25.3%</b>	<b>22.9%</b>

*Note: Official Fall 4th Week Enrollment Census Data and residency means native ('home address') residency, i.e., NOT 'tuition' residency.*

**North Dakota State University  
College of Health Professions  
Nursing Enrollment Percentage**

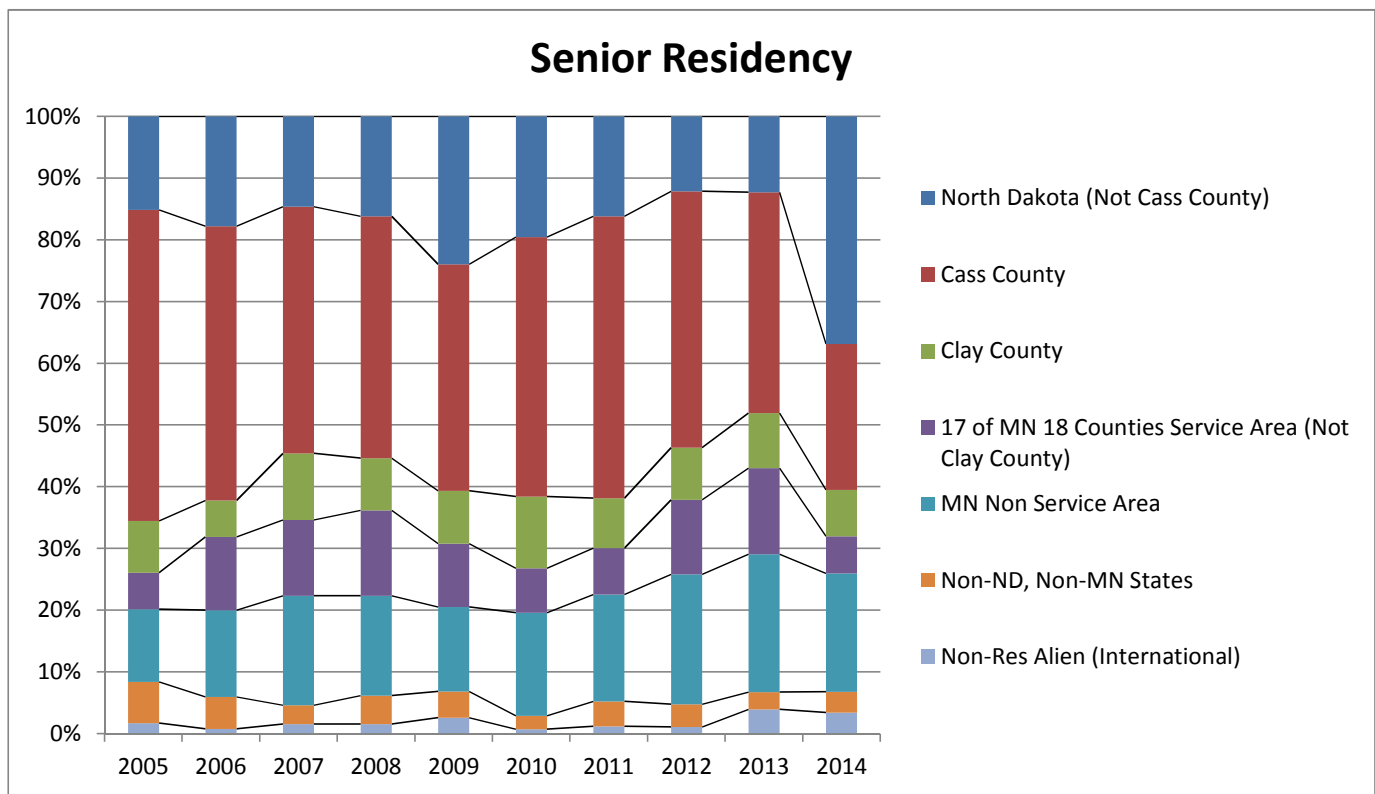


**Nursing Junior**

	2005	2006	2007	2008	2009	2010	2011	2012	2013	2014
North Dakota (Not Cass County)	20.0%	22.0%	29.7%	27.4%	29.8%	22.6%	12.6%	10.8%	13.8%	45.4%
Cass County	34.7%	28.0%	31.3%	38.7%	28.6%	36.6%	31.0%	36.1%	30.0%	19.0%
Clay County	6.7%	6.1%	1.6%	9.7%	10.7%	4.3%	6.9%	3.6%	7.5%	4.3%
17 of MN 18 Counties Service Area (Not Clay County)	14.7%	14.6%	18.8%	11.3%	4.8%	6.5%	9.2%	13.3%	11.3%	8.6%
MN Non Service Area	16.0%	22.0%	14.1%	12.9%	25.0%	24.7%	35.6%	33.7%	35.0%	18.4%
Non-ND, Non-MN States	6.7%	6.1%	4.7%	0.0%	1.2%	3.2%	4.6%	1.2%	1.3%	2.5%
Non-Res Alien (International)	1.3%	1.2%	0.0%	0.0%	0.0%	2.2%	0.0%	1.2%	1.3%	1.8%
<b>Total</b>	<b>100.0%</b>	<b>100.0%</b>	<b>100.0%</b>	<b>100.0%</b>	<b>100.0%</b>	<b>100.0%</b>	<b>100.0%</b>	<b>100.0%</b>	<b>100.0%</b>	<b>100.0%</b>
<b>Total Students</b>	<b>75</b>	<b>82</b>	<b>64</b>	<b>62</b>	<b>84</b>	<b>93</b>	<b>87</b>	<b>83</b>	<b>80</b>	<b>163</b>
<b>Percentage of Total UG Students</b>	<b>17.1%</b>	<b>19.0%</b>	<b>16.6%</b>	<b>14.4%</b>	<b>17.3%</b>	<b>18.0%</b>	<b>17.6%</b>	<b>15.0%</b>	<b>15.1%</b>	<b>22.1%</b>

*Note: Official Fall 4th Week Enrollment Census Data and residency means native ('home address') residency, i.e., NOT 'tuition' residency.*

**North Dakota State University  
College of Health Professions  
Nursing Enrollment Percentage**



**Nursing Senior**

	2005	2006	2007	2008	2009	2010	2011	2012	2013	2014
North Dakota (Not Cass County)	15.1%	17.8%	14.6%	16.2%	23.9%	19.6%	16.2%	12.1%	12.3%	36.8%
Cass County	50.4%	44.4%	40.0%	39.2%	36.8%	42.0%	45.7%	41.6%	35.8%	23.7%
Clay County	8.4%	5.9%	10.8%	8.5%	8.5%	11.6%	8.1%	8.4%	8.9%	7.5%
17 of MN 18 Counties Service Area (Not Clay County)	5.9%	11.9%	12.3%	13.8%	10.3%	7.2%	7.5%	12.1%	14.0%	6.0%
MN Non Service Area	11.8%	14.1%	17.7%	16.2%	13.7%	16.7%	17.3%	21.1%	22.3%	19.2%
Non-ND, Non-MN States	6.7%	5.2%	3.1%	4.6%	4.3%	2.2%	4.0%	3.7%	2.8%	3.4%
Non-Res Alien (International)	1.7%	0.7%	1.5%	1.5%	2.6%	0.7%	1.2%	1.1%	3.9%	3.4%
<b>Total</b>	<b>100.0%</b>	<b>100.0%</b>	<b>100.0%</b>	<b>100.0%</b>	<b>100.0%</b>	<b>100.0%</b>	<b>100.0%</b>	<b>100.0%</b>	<b>100.0%</b>	<b>100.0%</b>
<b>Total Students</b>	<b>119</b>	<b>135</b>	<b>130</b>	<b>130</b>	<b>117</b>	<b>138</b>	<b>173</b>	<b>190</b>	<b>179</b>	<b>266</b>
<b>Percentage of Total UG Students</b>	<b>27.2%</b>	<b>31.3%</b>	<b>33.8%</b>	<b>30.2%</b>	<b>24.1%</b>	<b>26.6%</b>	<b>34.9%</b>	<b>34.4%</b>	<b>33.8%</b>	<b>36.0%</b>

*Note: Official Fall 4th Week Enrollment Census Data and residency means native ('home address') residency, i.e., NOT 'tuition' residency.*