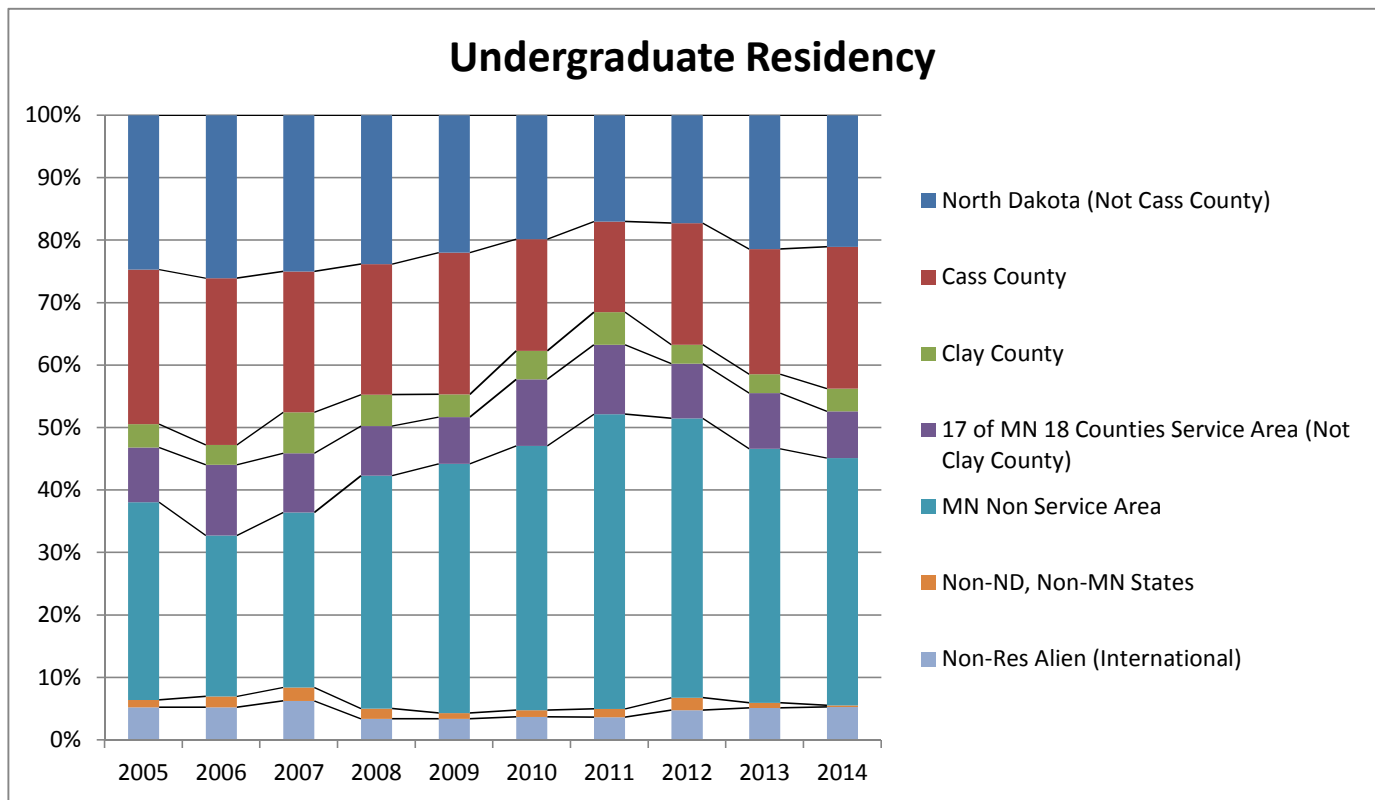


**North Dakota State University  
College of Health Professions  
Pharmacy Practice Enrollment Percentage**

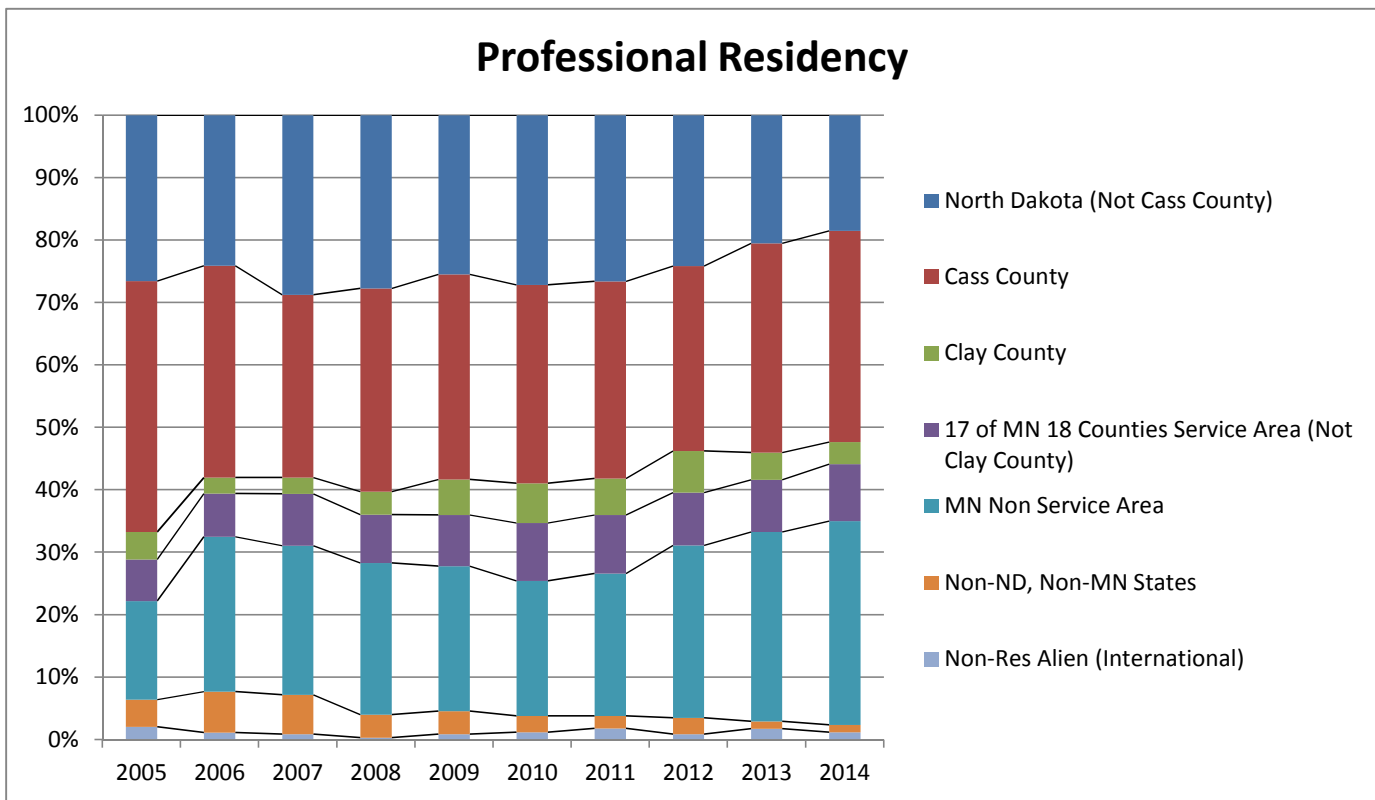


**Pharmacy Practice Undergraduate**

	2005	2006	2007	2008	2009	2010	2011	2012	2013	2014
North Dakota (Not Cass County)	24.7%	26.1%	25.0%	23.8%	22.0%	19.8%	17.0%	17.3%	21.4%	21.1%
Cass County	24.7%	26.7%	22.6%	20.9%	22.7%	17.9%	14.5%	19.5%	20.1%	22.7%
Clay County	3.8%	3.2%	6.5%	5.0%	3.6%	4.6%	5.2%	3.0%	3.0%	3.6%
17 of MN 18 Counties Service Area (Not Clay County)	8.7%	11.3%	9.5%	7.9%	7.5%	10.7%	11.1%	8.8%	8.9%	7.5%
MN Non Service Area	31.7%	25.8%	28.0%	37.3%	39.9%	42.3%	47.2%	44.8%	40.7%	39.6%
Non-ND, Non-MN States	1.2%	1.7%	2.2%	1.7%	0.9%	1.1%	1.4%	2.0%	0.8%	0.3%
Non-Res Alien (International)	5.2%	5.2%	6.3%	3.4%	3.4%	3.7%	3.6%	4.8%	5.1%	5.3%
<b>Total</b>	<b>100.0%</b>	<b>100.0%</b>	<b>100.0%</b>	<b>100.0%</b>	<b>100.0%</b>	<b>100.0%</b>	<b>100.0%</b>	<b>100.0%</b>	<b>100.0%</b>	<b>100.0%</b>
<b>Total Students</b>	<b>344</b>	<b>345</b>	<b>368</b>	<b>416</b>	<b>441</b>	<b>459</b>	<b>441</b>	<b>400</b>	<b>369</b>	<b>361</b>
<b>Percentage of Total Students</b>	<b>50.1%</b>	<b>55.7%</b>	<b>51.4%</b>	<b>54.3%</b>	<b>55.5%</b>	<b>57.0%</b>	<b>56.3%</b>	<b>53.8%</b>	<b>51.6%</b>	<b>51.5%</b>

*Note: Official Fall 4th Week Enrollment Census Data and residency means native ('home address') residency, i.e., NOT 'tuition' residency.*

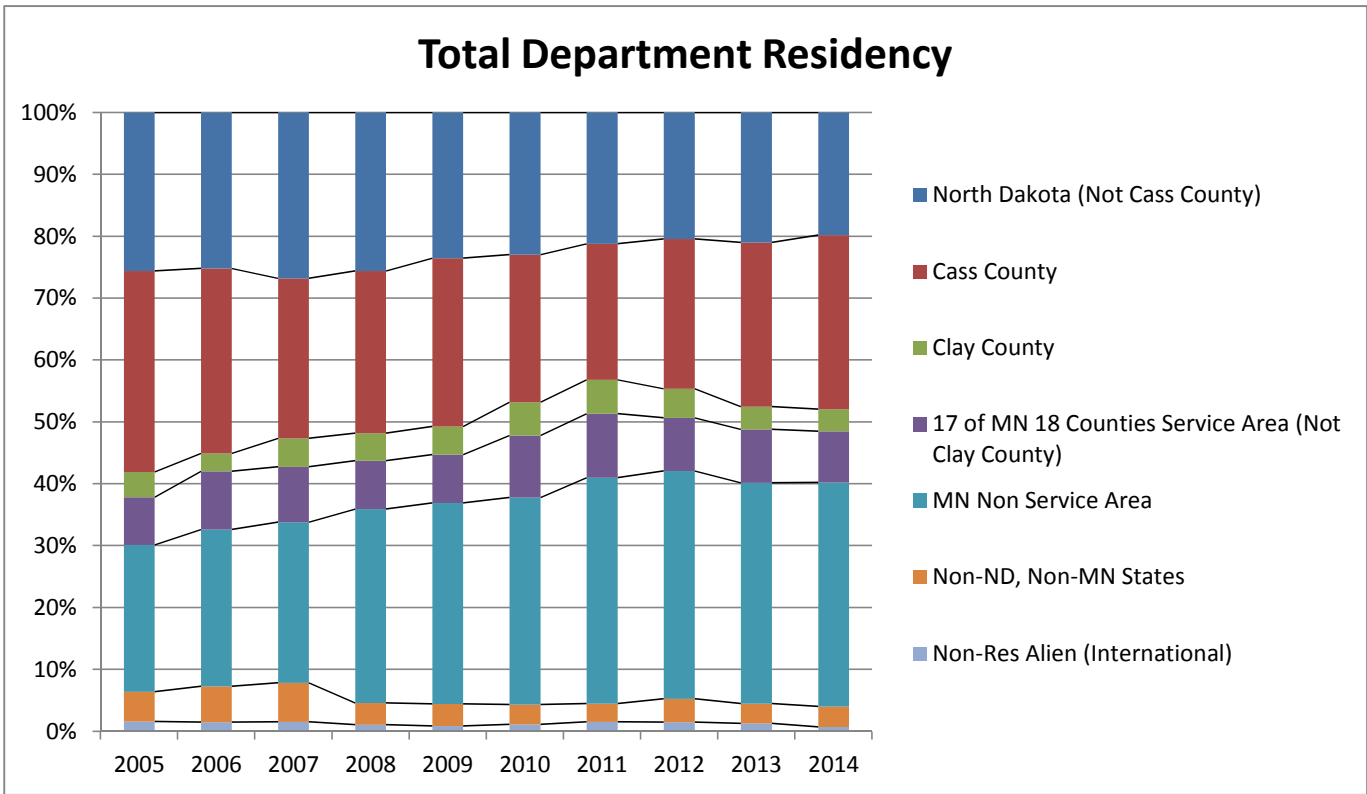
**North Dakota State University  
College of Health Professions  
Pharmacy Practice Enrollment Percentage**



Pharmacy Practice Professional	2005	2006	2007	2008	2009	2010	2011	2012	2013	2014
North Dakota (Not Cass County)	26.5%	24.1%	28.7%	27.7%	25.5%	27.2%	26.6%	24.1%	20.5%	18.5%
Cass County	40.2%	33.9%	29.3%	32.6%	32.9%	31.8%	31.6%	29.7%	33.5%	33.8%
Clay County	4.4%	2.6%	2.6%	3.7%	5.7%	6.4%	5.8%	6.7%	4.3%	3.5%
17 of MN 18 Counties Service Area (Not Clay County)	6.7%	6.9%	8.3%	7.7%	8.2%	9.2%	9.4%	8.4%	8.4%	9.1%
MN Non Service Area	15.7%	24.8%	23.9%	24.3%	23.2%	21.7%	22.8%	27.6%	30.3%	32.6%
Non-ND, Non-MN States	4.4%	6.6%	6.3%	3.7%	3.7%	2.6%	2.0%	2.6%	1.2%	1.2%
Non-Res Alien (International)	2.0%	1.1%	0.9%	0.3%	0.8%	1.2%	1.8%	0.9%	1.7%	1.2%
<b>Total</b>	<b>100.0%</b>	<b>100.0%</b>	<b>100.0%</b>	<b>100.0%</b>	<b>100.0%</b>	<b>100.0%</b>	<b>100.0%</b>	<b>100.0%</b>	<b>100.0%</b>	<b>100.0%</b>
<b>Total Students</b>	<b>343</b>	<b>274</b>	<b>348</b>	<b>350</b>	<b>353</b>	<b>346</b>	<b>342</b>	<b>344</b>	<b>346</b>	<b>340</b>
<b>Percentage of Total Students</b>	<b>49.9%</b>	<b>44.3%</b>	<b>48.6%</b>	<b>45.7%</b>	<b>44.5%</b>	<b>43.0%</b>	<b>43.7%</b>	<b>46.2%</b>	<b>48.4%</b>	<b>48.5%</b>

*Note: Official Fall 4th Week Enrollment Census Data and residency means native ('home address') residency, i.e., NOT 'tuition' residency.*

**North Dakota State University  
College of Health Professions  
Pharmacy Practice Enrollment Percentage**

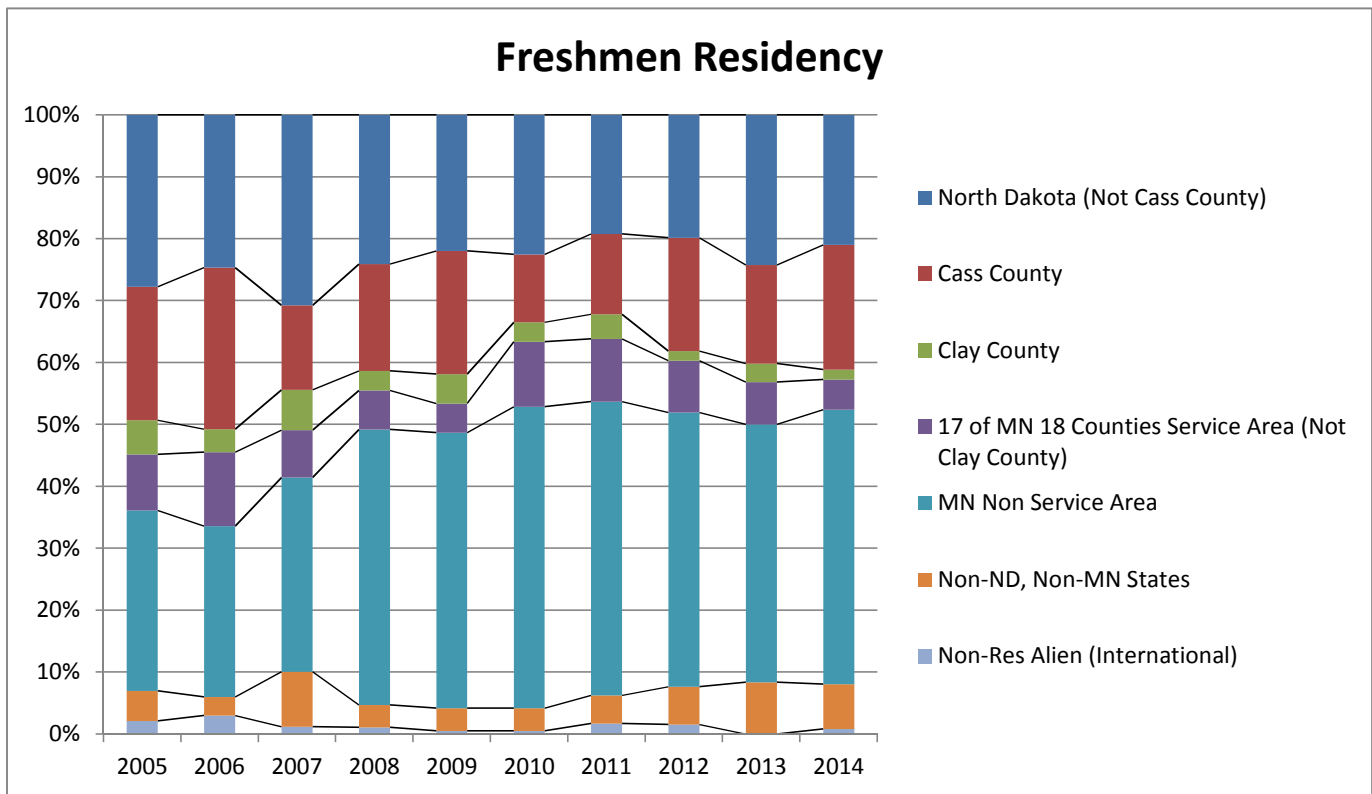


**Pharmacy Practice**

	2005	2006	2007	2008	2009	2010	2011	2012	2013	2014
North Dakota (Not Cass County)	25.6%	25.2%	26.8%	25.6%	23.6%	23.0%	21.2%	20.4%	21.0%	19.8%
Cass County	32.5%	29.9%	25.8%	26.2%	27.2%	23.9%	22.0%	24.2%	26.6%	28.1%
Clay County	4.1%	2.9%	4.6%	4.4%	4.5%	5.3%	5.5%	4.7%	3.6%	3.6%
17 of MN 18 Counties Service Area (Not Clay County)	7.7%	9.4%	8.9%	7.8%	7.8%	10.1%	10.3%	8.6%	8.7%	8.3%
MN Non Service Area	23.7%	25.4%	26.0%	31.3%	32.5%	33.4%	36.5%	36.8%	35.7%	36.2%
Non-ND, Non-MN States	4.8%	5.8%	6.3%	3.5%	3.5%	3.2%	2.9%	3.8%	3.2%	3.3%
Non-Res Alien (International)	1.6%	1.5%	1.5%	1.0%	0.9%	1.1%	1.5%	1.5%	1.3%	0.7%
<b>Total</b>	<b>100.0%</b>	<b>100.0%</b>	<b>100.0%</b>	<b>100.0%</b>	<b>100.0%</b>	<b>100.0%</b>	<b>100.0%</b>	<b>100.0%</b>	<b>100.0%</b>	<b>100.0%</b>
<b>Total Students</b>	<b>687</b>	<b>619</b>	<b>716</b>	<b>766</b>	<b>794</b>	<b>805</b>	<b>783</b>	<b>744</b>	<b>715</b>	<b>701</b>
<b>Percentage of Total Students</b>	<b>100.0%</b>	<b>100.0%</b>	<b>100.0%</b>	<b>100.0%</b>	<b>100.0%</b>	<b>100.0%</b>	<b>100.0%</b>	<b>100.0%</b>	<b>100.0%</b>	<b>100.0%</b>

*Note: Official Fall 4th Week Enrollment Census Data and residency means native ('home address') residency, i.e., NOT 'tuition' residency.*

**North Dakota State University  
College of Health Professions  
Pharmacy Practice Enrollment Percentage**

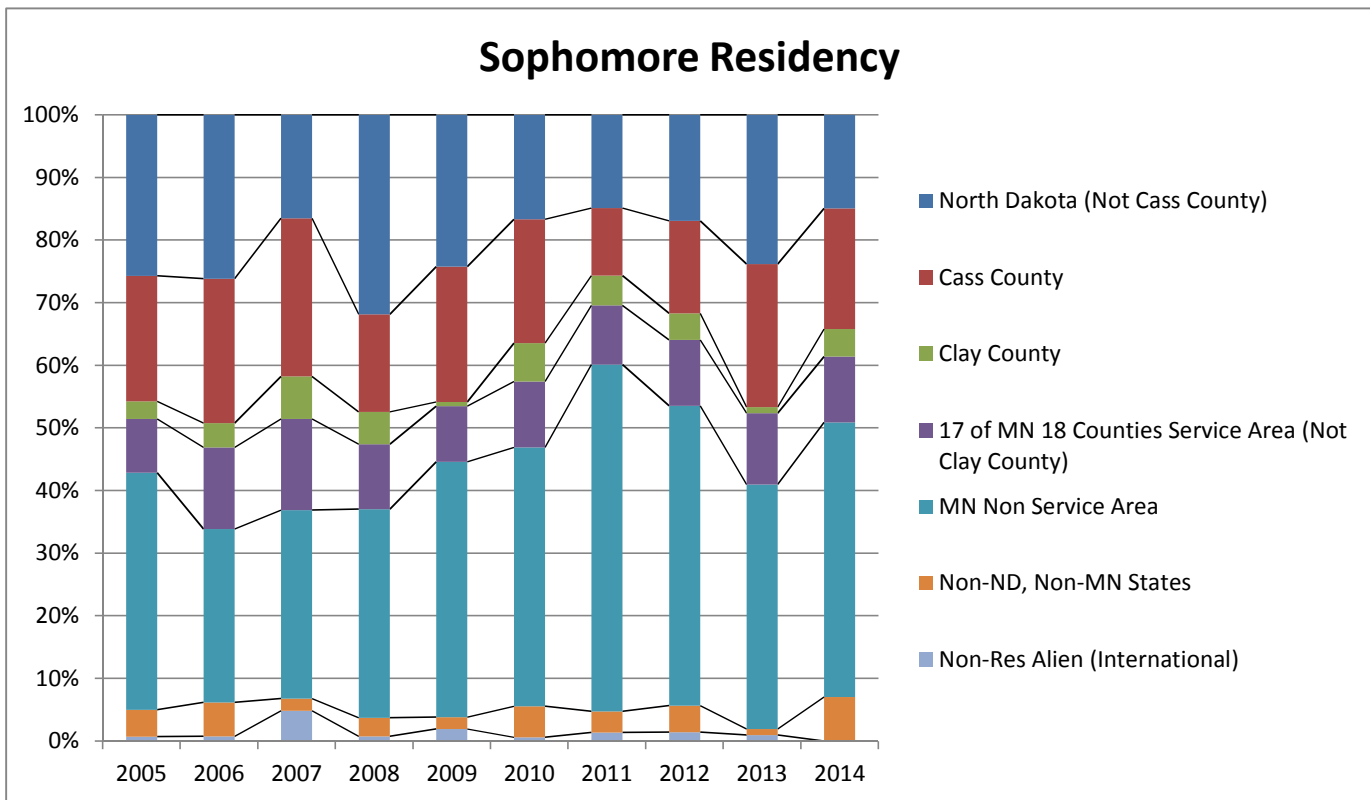


**Pharmacy Practice Freshmen**

	2005	2006	2007	2008	2009	2010	2011	2012	2013	2014
North Dakota (Not Cass County)	27.8%	24.6%	30.8%	24.1%	22.0%	22.5%	19.2%	19.8%	24.2%	21.0%
Cass County	21.5%	26.1%	13.6%	17.3%	19.9%	11.0%	13.0%	18.3%	15.9%	20.2%
Clay County	5.6%	3.7%	6.5%	3.1%	4.7%	3.1%	4.0%	1.5%	3.0%	1.6%
17 of MN 18 Counties Service Area (Not Clay County)	9.0%	11.9%	7.7%	6.3%	4.7%	10.5%	10.2%	8.4%	6.8%	4.8%
MN Non Service Area	29.2%	27.6%	31.4%	44.5%	44.5%	48.7%	47.5%	44.3%	41.7%	44.4%
Non-ND, Non-MN States	4.9%	3.0%	8.9%	3.7%	3.7%	3.7%	4.5%	6.1%	8.3%	7.3%
Non-Res Alien (International)	2.1%	3.0%	1.2%	1.0%	0.5%	0.5%	1.7%	1.5%	0.0%	0.8%
<b>Total</b>	<b>100.0%</b>	<b>100.0%</b>	<b>100.0%</b>	<b>100.0%</b>	<b>100.0%</b>	<b>100.0%</b>	<b>100.0%</b>	<b>100.0%</b>	<b>100.0%</b>	<b>100.0%</b>
<b>Total Students</b>	<b>144</b>	<b>134</b>	<b>169</b>	<b>191</b>	<b>191</b>	<b>191</b>	<b>177</b>	<b>131</b>	<b>132</b>	<b>124</b>
<b>Percentage of Total UG Students</b>	<b>41.9%</b>	<b>38.8%</b>	<b>45.9%</b>	<b>45.9%</b>	<b>43.3%</b>	<b>41.6%</b>	<b>40.1%</b>	<b>32.8%</b>	<b>35.8%</b>	<b>34.3%</b>

*Note: Official Fall 4th Week Enrollment Census Data and residency means native ('home address') residency, i.e., NOT 'tuition' residency.*

**North Dakota State University  
College of Health Professions  
Pharmacy Practice Enrollment Percentage**

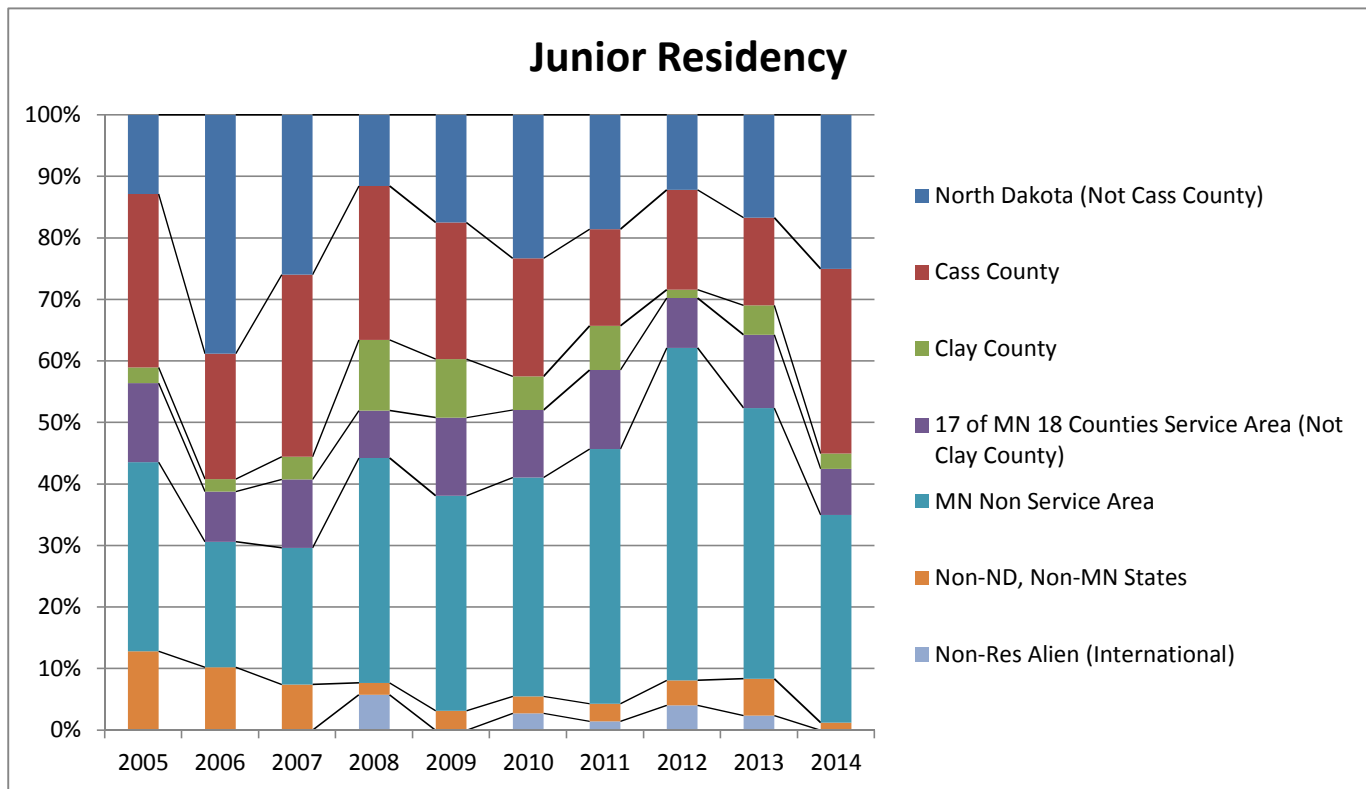


**Pharmacy Practice Sophomore**

	2005	2006	2007	2008	2009	2010	2011	2012	2013	2014
North Dakota (Not Cass County)	25.7%	26.2%	16.5%	31.9%	24.2%	16.7%	14.9%	16.9%	23.8%	14.9%
Cass County	20.0%	23.1%	25.2%	15.6%	21.7%	19.8%	10.8%	14.8%	22.9%	19.3%
Clay County	2.9%	3.8%	6.8%	5.2%	0.6%	6.2%	4.7%	4.2%	1.0%	4.4%
17 of MN 18 Counties Service Area (Not Clay County)	8.6%	13.1%	14.6%	10.4%	8.9%	10.5%	9.5%	10.6%	11.4%	10.5%
MN Non Service Area	37.9%	27.7%	30.1%	33.3%	40.8%	41.4%	55.4%	47.9%	39.0%	43.9%
Non-ND, Non-MN States	4.3%	5.4%	1.9%	3.0%	1.9%	4.9%	3.4%	4.2%	1.0%	7.0%
Non-Res Alien (International)	0.7%	0.8%	4.9%	0.7%	1.9%	0.6%	1.4%	1.4%	1.0%	0.0%
<b>Total</b>	<b>100.0%</b>	<b>100.0%</b>	<b>100.0%</b>	<b>100.0%</b>	<b>100.0%</b>	<b>100.0%</b>	<b>100.0%</b>	<b>100.0%</b>	<b>100.0%</b>	<b>100.0%</b>
<b>Total Students</b>	<b>140</b>	<b>130</b>	<b>103</b>	<b>135</b>	<b>157</b>	<b>162</b>	<b>148</b>	<b>142</b>	<b>105</b>	<b>114</b>
<b>Percentage of Total UG Students</b>	<b>40.7%</b>	<b>37.7%</b>	<b>28.0%</b>	<b>32.5%</b>	<b>35.6%</b>	<b>35.3%</b>	<b>33.6%</b>	<b>35.5%</b>	<b>28.5%</b>	<b>31.6%</b>

*Note: Official Fall 4th Week Enrollment Census Data and residency means native ('home address') residency, i.e., NOT 'tuition' residency.*

**North Dakota State University  
College of Health Professions  
Pharmacy Practice Enrollment Percentage**



**Pharmacy Practice Junior**

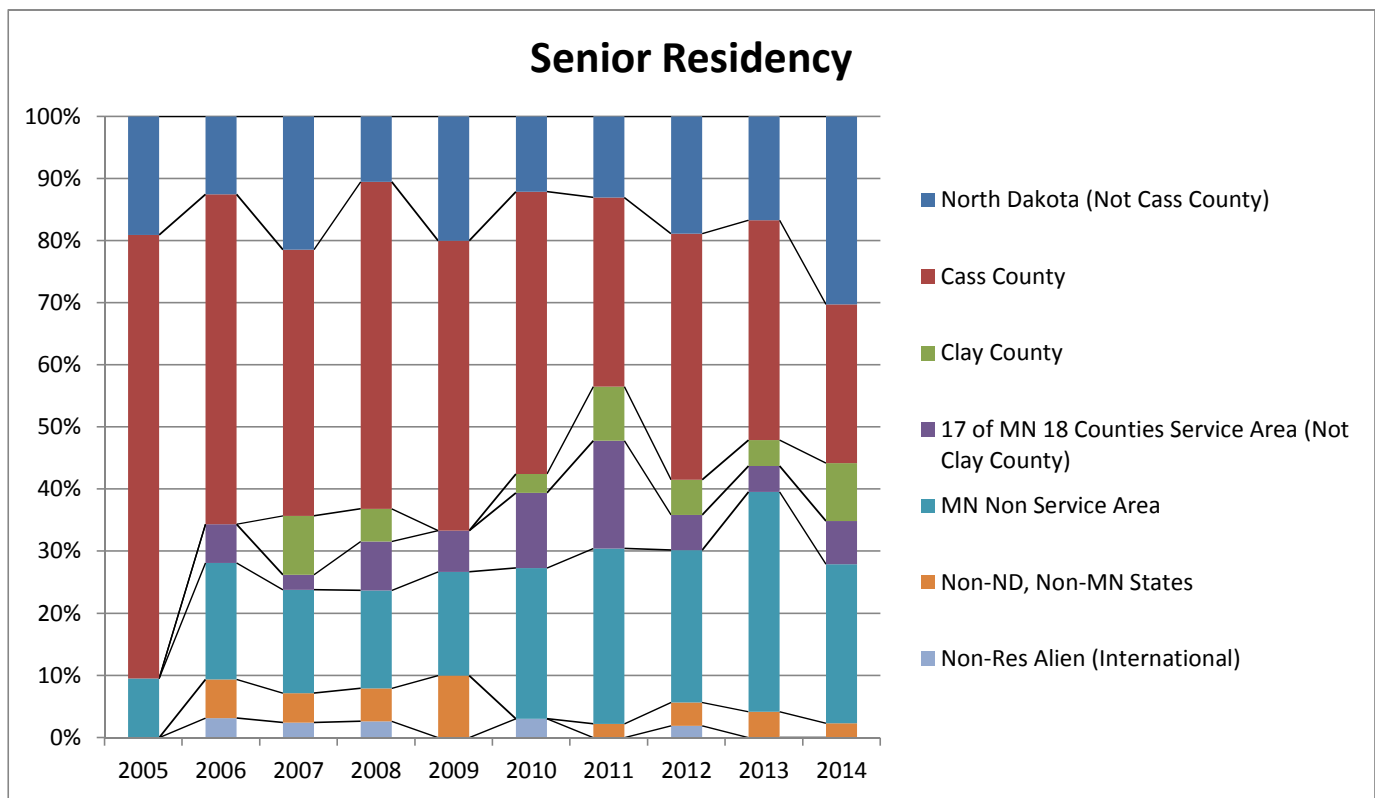
	2005	2006	2007	2008	2009	2010	2011	2012	2013	2014
North Dakota (Not Cass County)	12.8%	38.8%	25.9%	11.5%	17.5%	23.3%	18.6%	12.2%	16.7%	25.0%
Cass County	28.2%	20.4%	29.6%	25.0%	22.2%	19.2%	15.7%	16.2%	14.3%	30.0%
Clay County	2.6%	2.0%	3.7%	11.5%	9.5%	5.5%	7.1%	1.4%	4.8%	2.5%
17 of MN 18 Counties Service Area (Not Clay County)	12.8%	8.2%	11.1%	7.7%	12.7%	11.0%	12.9%	8.1%	11.9%	7.5%
MN Non Service Area	30.8%	20.4%	22.2%	36.5%	34.9%	35.6%	41.4%	54.1%	44.0%	33.8%
Non-ND, Non-MN States	12.8%	10.2%	7.4%	1.9%	3.2%	2.7%	2.9%	4.1%	6.0%	1.3%
Non-Res Alien (International)	0.0%	0.0%	0.0%	5.8%	0.0%	2.7%	1.4%	4.1%	2.4%	0.0%
<b>Total</b>	<b>100.0%</b>	<b>100.0%</b>	<b>100.0%</b>	<b>100.0%</b>	<b>100.0%</b>	<b>100.0%</b>	<b>100.0%</b>	<b>100.0%</b>	<b>100.0%</b>	<b>100.0%</b>

Total Students 39 49 54 52 63 73 70 74 84 80

Percentage of Total UG Students 11.3% 14.2% 14.7% 12.5% 14.3% 15.9% 15.9% 18.5% 22.8% 22.2%

*Note: Official Fall 4th Week Enrollment Census Data and residency means native ('home address') residency, i.e., NOT 'tuition' residency.*

**North Dakota State University  
College of Health Professions  
Pharmacy Practice Enrollment Percentage**



**Pharmacy Practice Senior**

	2005	2006	2007	2008	2009	2010	2011	2012	2013	2014
North Dakota (Not Cass County)	19.0%	12.5%	21.4%	10.5%	20.0%	12.1%	13.0%	18.9%	16.7%	30.2%
Cass County	71.4%	53.1%	42.9%	52.6%	46.7%	45.5%	30.4%	39.6%	35.4%	25.6%
Clay County	0.0%	0.0%	9.5%	5.3%	0.0%	3.0%	8.7%	5.7%	4.2%	9.3%
17 of MN 18 Counties Service Area (Not Clay County)	0.0%	6.3%	2.4%	7.9%	6.7%	12.1%	17.4%	5.7%	4.2%	7.0%
MN Non Service Area	9.5%	18.8%	16.7%	15.8%	16.7%	24.2%	28.3%	24.5%	35.4%	25.6%
Non-ND, Non-MN States	0.0%	6.3%	4.8%	5.3%	10.0%	0.0%	2.2%	3.8%	4.2%	2.3%
Non-Res Alien (International)	0.0%	3.1%	2.4%	2.6%	0.0%	3.0%	0.0%	1.9%	0.0%	0.0%
<b>Total</b>	<b>100.0%</b>	<b>100.0%</b>	<b>100.0%</b>	<b>100.0%</b>	<b>100.0%</b>	<b>100.0%</b>	<b>100.0%</b>	<b>100.0%</b>	<b>100.0%</b>	<b>100.0%</b>
<b>Total Students</b>	<b>21</b>	<b>32</b>	<b>42</b>	<b>38</b>	<b>30</b>	<b>33</b>	<b>46</b>	<b>53</b>	<b>48</b>	<b>43</b>
<b>Percentage of Total UG Students</b>	<b>6.1%</b>	<b>9.3%</b>	<b>11.4%</b>	<b>9.1%</b>	<b>6.8%</b>	<b>7.2%</b>	<b>10.4%</b>	<b>13.3%</b>	<b>13.0%</b>	<b>11.9%</b>

*Note: Official Fall 4th Week Enrollment Census Data and residency means native ('home address') residency, i.e., NOT 'tuition' residency.*