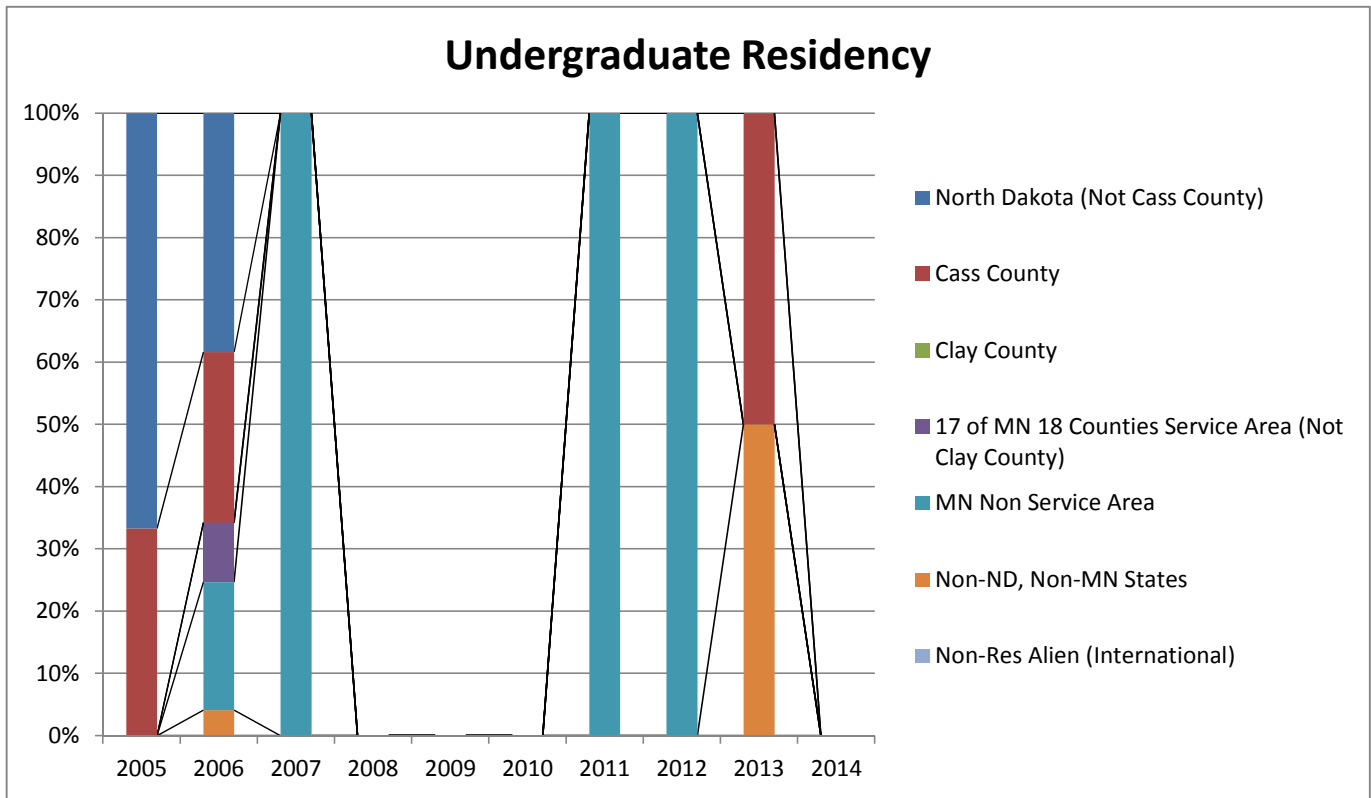


**North Dakota State University
College of Health Professions
Pharmaceutical Sciences Enrollment Percentage**

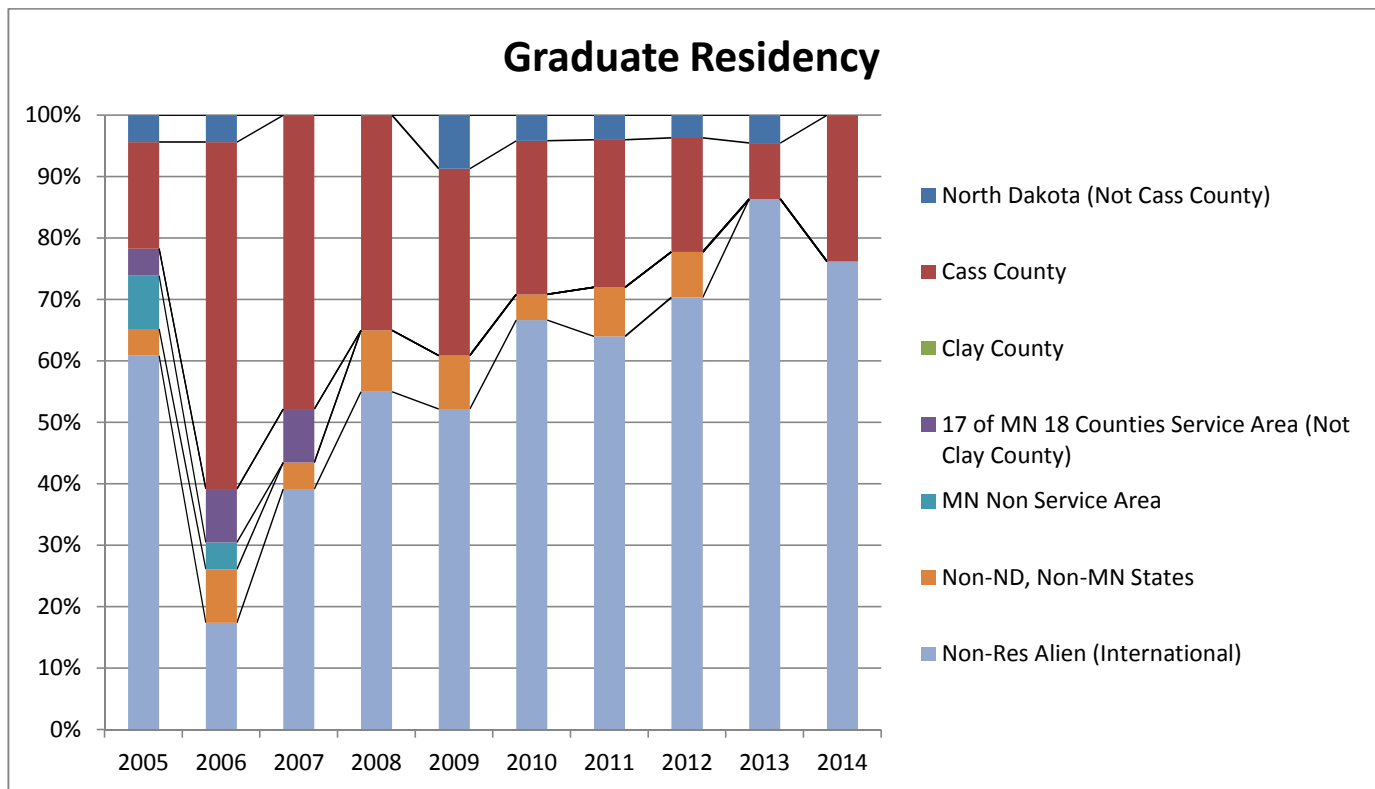


Pharmaceutical Sciences Undergraduate

	2005	2006	2007	2008	2009	2010	2011	2012	2013	2014
North Dakota (Not Cass County)	66.7%	38.4%	0.0%	0.0%	0.0%	0.0%	0.0%	0.0%	0.0%	0.0%
Cass County	33.3%	27.4%	0.0%	0.0%	0.0%	0.0%	0.0%	0.0%	50.0%	0.0%
Clay County	0.0%	0.0%	0.0%	0.0%	0.0%	0.0%	0.0%	0.0%	0.0%	0.0%
17 of MN 18 Counties Service Area (Not Clay County)	0.0%	9.6%	0.0%	0.0%	0.0%	0.0%	0.0%	0.0%	0.0%	0.0%
MN Non Service Area	0.0%	20.5%	100.0%	0.0%	0.0%	0.0%	100.0%	100.0%	0.0%	0.0%
Non-ND, Non-MN States	0.0%	4.1%	0.0%	0.0%	0.0%	0.0%	0.0%	0.0%	50.0%	0.0%
Non-Res Alien (International)	0.0%	0.0%	0.0%	0.0%	0.0%	0.0%	0.0%	0.0%	0.0%	0.0%
Total	100.0%	100.0%	100.0%	0.0%	0.0%	0.0%	100.0%	100.0%	100.0%	0.0%
Total Students	3	73	1	0	0	0	1	1	2	0
Percentage of Total Students	11.5%	76.0%	4.2%	0.0%	0.0%	0.0%	3.8%	3.6%	8.3%	0.0%

Note: Official Fall 4th Week Enrollment Census Data and residency means native ('home address') residency, i.e., NOT 'tuition' residency.

**North Dakota State University
College of Health Professions
Pharmaceutical Sciences Enrollment Percentage**

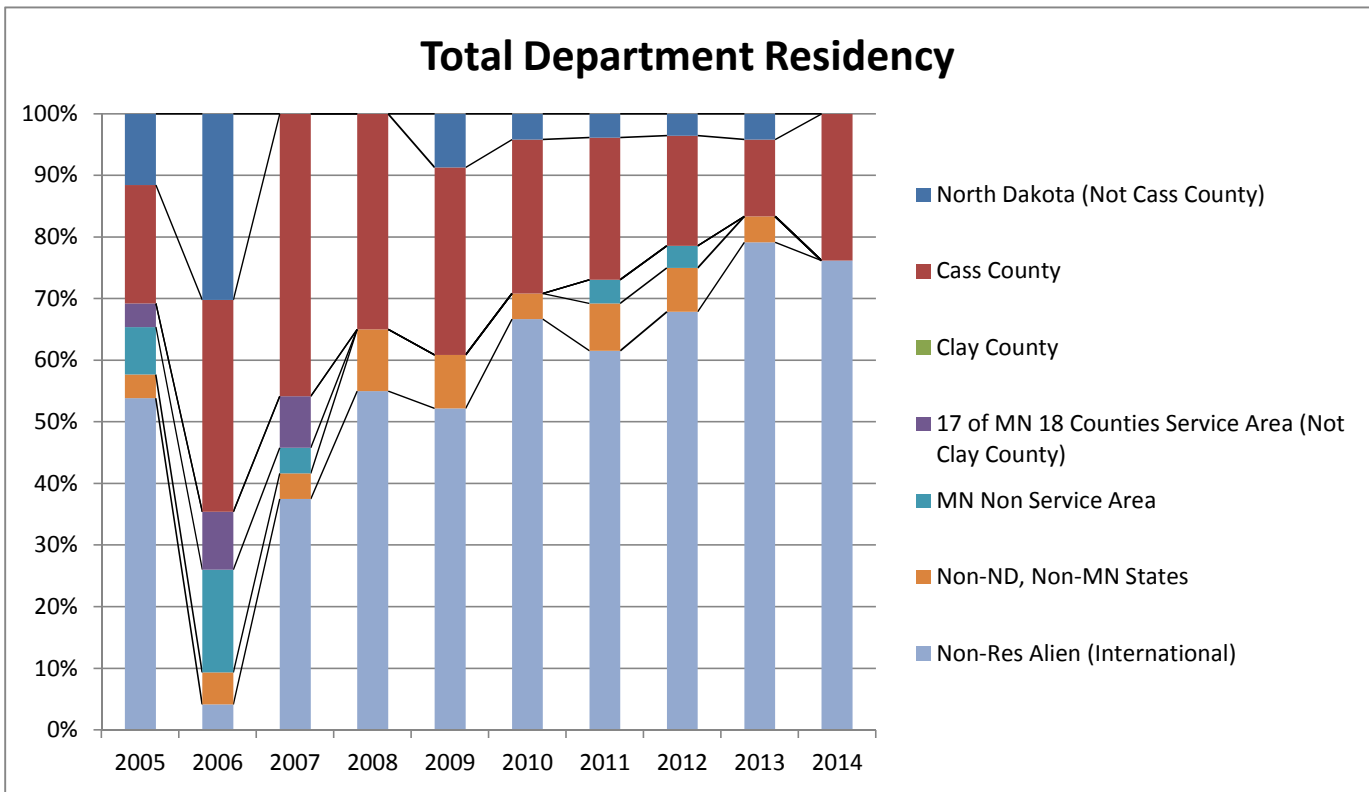


Pharmaceutical Sciences Graduate

	2005	2006	2007	2008	2009	2010	2011	2012	2013	2014
North Dakota (Not Cass County)	4.3%	4.3%	0.0%	0.0%	8.7%	4.2%	4.0%	3.7%	4.5%	0.0%
Cass County	17.4%	56.5%	47.8%	35.0%	30.4%	25.0%	24.0%	18.5%	9.1%	23.8%
Clay County	0.0%	0.0%	0.0%	0.0%	0.0%	0.0%	0.0%	0.0%	0.0%	0.0%
17 of MN 18 Counties Service Area (Not Clay County)	4.3%	8.7%	8.7%	0.0%	0.0%	0.0%	0.0%	0.0%	0.0%	0.0%
MN Non Service Area	8.7%	4.3%	0.0%	0.0%	0.0%	0.0%	0.0%	0.0%	0.0%	0.0%
Non-ND, Non-MN States	4.3%	8.7%	4.3%	10.0%	8.7%	4.2%	8.0%	7.4%	0.0%	0.0%
Non-Res Alien (International)	60.9%	17.4%	39.1%	55.0%	52.2%	66.7%	64.0%	70.4%	86.4%	76.2%
Total	100.0%	100.0%	100.0%	100.0%	100.0%	100.0%	100.0%	100.0%	100.0%	100.0%
Total Students	23	23	23	20	23	24	25	27	22	21
Percentage of Total Students	88.5%	24.0%	95.8%	100.0%	100.0%	100.0%	96.2%	96.4%	91.7%	100.0%

Note: Official Fall 4th Week Enrollment Census Data and residency means native ('home address') residency, i.e., NOT 'tuition' residency.

**North Dakota State University
College of Health Professions
Pharmaceutical Sciences Enrollment Percentage**

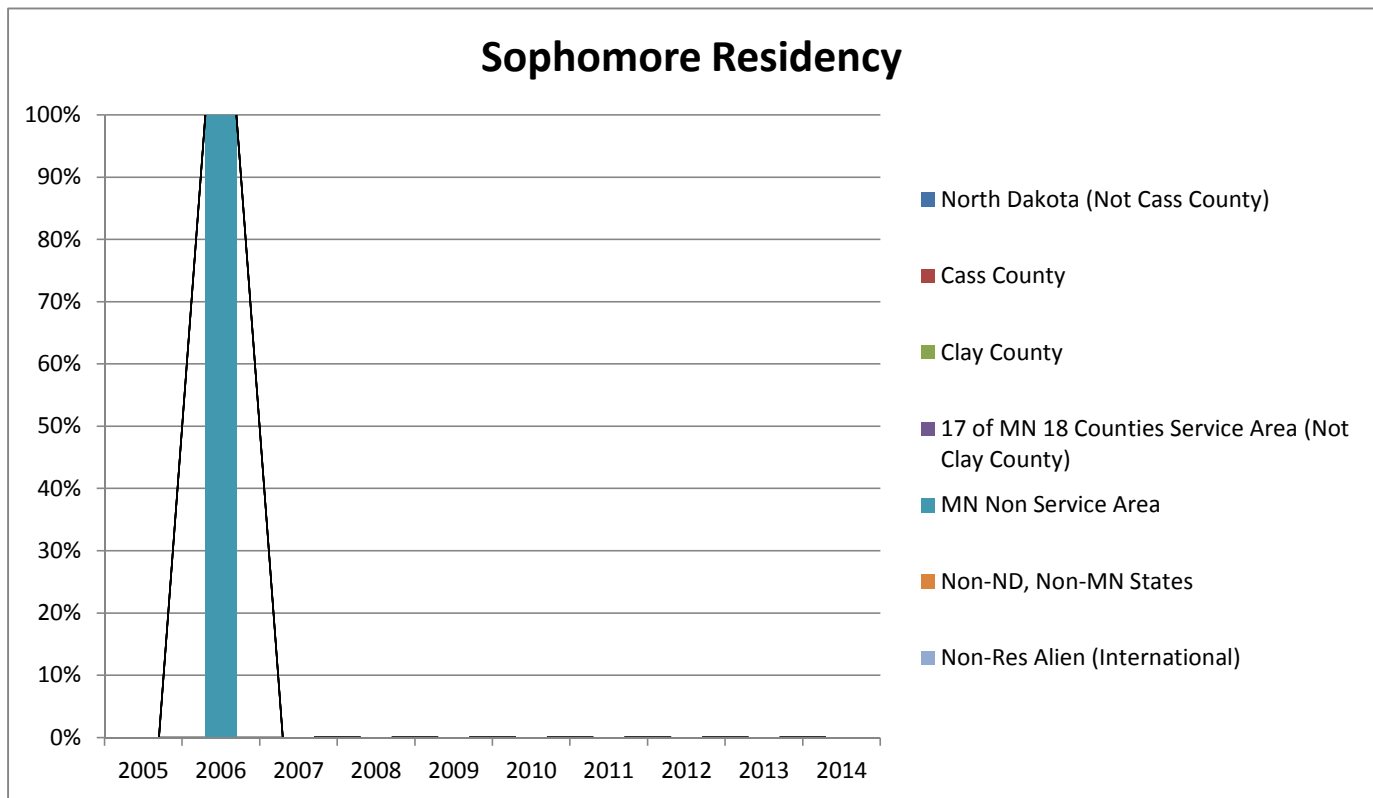


Pharmaceutical Sciences

	2005	2006	2007	2008	2009	2010	2011	2012	2013	2014
North Dakota (Not Cass County)	11.5%	30.2%	0.0%	0.0%	8.7%	4.2%	3.8%	3.6%	4.2%	0.0%
Cass County	19.2%	34.4%	45.8%	35.0%	30.4%	25.0%	23.1%	17.9%	12.5%	23.8%
Clay County	0.0%	0.0%	0.0%	0.0%	0.0%	0.0%	0.0%	0.0%	0.0%	0.0%
17 of MN 18 Counties Service Area (Not Clay County)	3.8%	9.4%	8.3%	0.0%	0.0%	0.0%	0.0%	0.0%	0.0%	0.0%
MN Non Service Area	7.7%	16.7%	4.2%	0.0%	0.0%	0.0%	3.8%	3.6%	0.0%	0.0%
Non-ND, Non-MN States	3.8%	5.2%	4.2%	10.0%	8.7%	4.2%	7.7%	7.1%	4.2%	0.0%
Non-Res Alien (International)	53.8%	4.2%	37.5%	55.0%	52.2%	66.7%	61.5%	67.9%	79.2%	76.2%
Total	100.0%	100.0%	100.0%	100.0%	100.0%	100.0%	100.0%	100.0%	100.0%	100.0%
Total Students	26	96	24	20	23	24	26	28	24	21
Percentage of Total Students	100.0%	100.0%	100.0%	100.0%	100.0%	100.0%	100.0%	100.0%	100.0%	100.0%

Note: Official Fall 4th Week Enrollment Census Data and residency means native ('home address') residency, i.e., NOT 'tuition' residency.

**North Dakota State University
College of Health Professions
Pharmaceutical Sciences Enrollment Percentage**

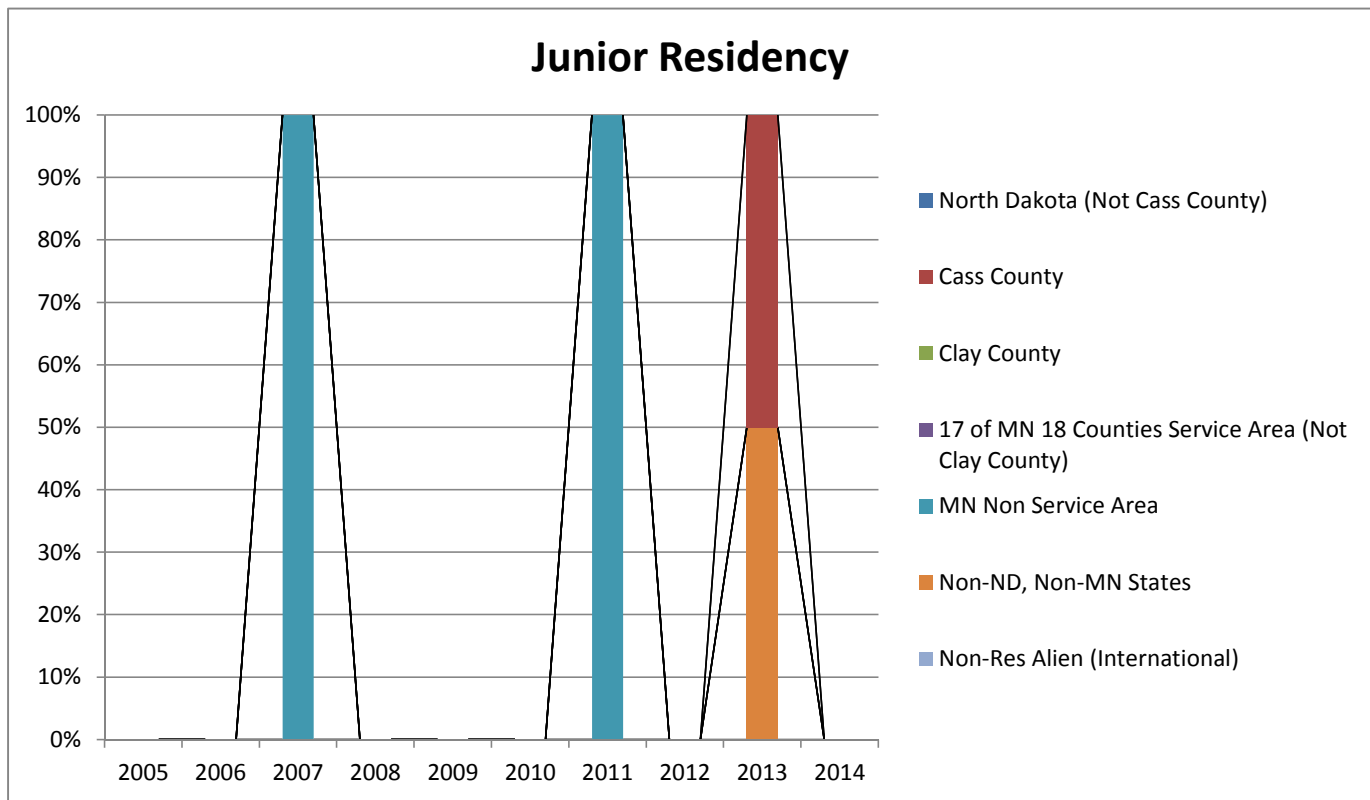


Pharmaceutical Sciences Sophomore

	2005	2006	2007	2008	2009	2010	2011	2012	2013	2014
North Dakota (Not Cass County)	0.0%	0.0%	0.0%	0.0%	0.0%	0.0%	0.0%	0.0%	0.0%	0.0%
Cass County	0.0%	0.0%	0.0%	0.0%	0.0%	0.0%	0.0%	0.0%	0.0%	0.0%
Clay County	0.0%	0.0%	0.0%	0.0%	0.0%	0.0%	0.0%	0.0%	0.0%	0.0%
17 of MN 18 Counties Service Area (Not Clay County)	0.0%	0.0%	0.0%	0.0%	0.0%	0.0%	0.0%	0.0%	0.0%	0.0%
MN Non Service Area	0.0%	100.0%	0.0%	0.0%	0.0%	0.0%	0.0%	0.0%	0.0%	0.0%
Non-ND, Non-MN States	0.0%	0.0%	0.0%	0.0%	0.0%	0.0%	0.0%	0.0%	0.0%	0.0%
Non-Res Alien (International)	0.0%	0.0%	0.0%	0.0%	0.0%	0.0%	0.0%	0.0%	0.0%	0.0%
Total	0.0%	100.0%	0.0%	0.0%	0.0%	0.0%	0.0%	0.0%	0.0%	0.0%
Total Students	0	1	0	0	0	0	0	0	0	0
Percentage of Total UG Students	0.0%	1.4%	0.0%	0.0%	0.0%	0.0%	0.0%	0.0%	0.0%	0.0%

Note: Official Fall 4th Week Enrollment Census Data and residency means native ('home address') residency, i.e., NOT 'tuition' residency.

**North Dakota State University
College of Health Professions
Pharmaceutical Sciences Enrollment Percentage**

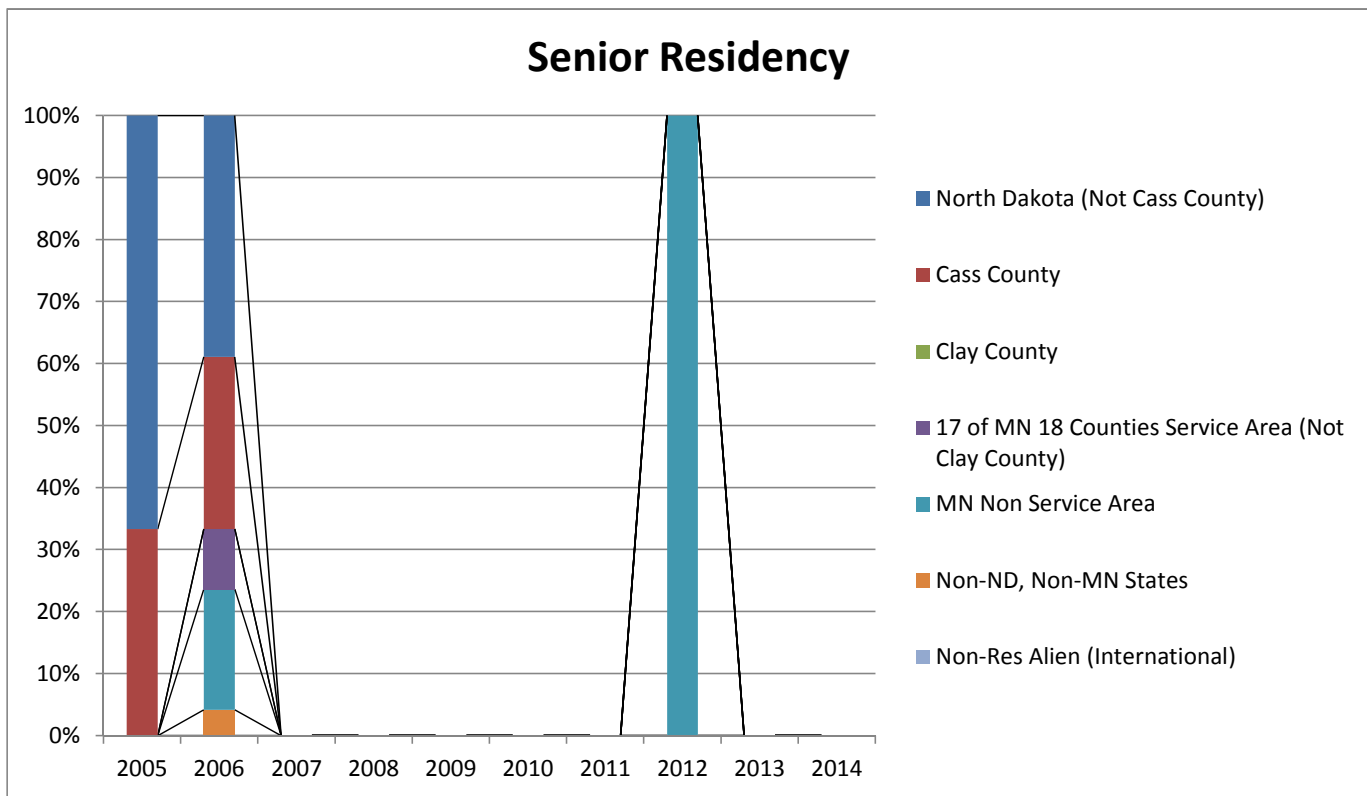


Pharmaceutical Sciences Junior

	2005	2006	2007	2008	2009	2010	2011	2012	2013	2014
North Dakota (Not Cass County)	0.0%	0.0%	0.0%	0.0%	0.0%	0.0%	0.0%	0.0%	0.0%	0.0%
Cass County	0.0%	0.0%	0.0%	0.0%	0.0%	0.0%	0.0%	0.0%	50.0%	0.0%
Clay County	0.0%	0.0%	0.0%	0.0%	0.0%	0.0%	0.0%	0.0%	0.0%	0.0%
17 of MN 18 Counties Service Area (Not Clay County)	0.0%	0.0%	0.0%	0.0%	0.0%	0.0%	0.0%	0.0%	0.0%	0.0%
MN Non Service Area	0.0%	0.0%	100.0%	0.0%	0.0%	0.0%	100.0%	0.0%	0.0%	0.0%
Non-ND, Non-MN States	0.0%	0.0%	0.0%	0.0%	0.0%	0.0%	0.0%	0.0%	50.0%	0.0%
Non-Res Alien (International)	0.0%	0.0%	0.0%	0.0%	0.0%	0.0%	0.0%	0.0%	0.0%	0.0%
Total	0.0%	0.0%	100.0%	0.0%	0.0%	0.0%	100.0%	0.0%	100.0%	0.0%
Total Students	0	0	1	0	0	0	1	0	2	0
Percentage of Total UG Students	0.0%	0.0%	100.0%	0.0%	0.0%	0.0%	100.0%	0.0%	100.0%	0.0%

Note: Official Fall 4th Week Enrollment Census Data and residency means native ('home address') residency, i.e., NOT 'tuition' residency.

**North Dakota State University
College of Health Professions
Pharmaceutical Sciences Enrollment Percentage**



Pharmaceutical Sciences Senior

	2005	2006	2007	2008	2009	2010	2011	2012	2013	2014
North Dakota (Not Cass County)	66.7%	38.9%	0.0%	0.0%	0.0%	0.0%	0.0%	0.0%	0.0%	0.0%
Cass County	33.3%	27.8%	0.0%	0.0%	0.0%	0.0%	0.0%	0.0%	0.0%	0.0%
Clay County	0.0%	0.0%	0.0%	0.0%	0.0%	0.0%	0.0%	0.0%	0.0%	0.0%
17 of MN 18 Counties Service Area (Not Clay County)	0.0%	9.7%	0.0%	0.0%	0.0%	0.0%	0.0%	0.0%	0.0%	0.0%
MN Non Service Area	0.0%	19.4%	0.0%	0.0%	0.0%	0.0%	0.0%	100.0%	0.0%	0.0%
Non-ND, Non-MN States	0.0%	4.2%	0.0%	0.0%	0.0%	0.0%	0.0%	0.0%	0.0%	0.0%
Non-Res Alien (International)	0.0%	0.0%	0.0%	0.0%	0.0%	0.0%	0.0%	0.0%	0.0%	0.0%
Total	100.0%	100.0%	0.0%	0.0%	0.0%	0.0%	0.0%	100.0%	0.0%	0.0%
Total Students	3	72	0	0	0	0	0	1	0	0
Percentage of Total UG Students	100.0%	98.6%	0.0%	0.0%	0.0%	0.0%	0.0%	100.0%	0.0%	0.0%

Note: Official Fall 4th Week Enrollment Census Data and residency means native ('home address') residency, i.e., NOT 'tuition' residency.